

Weekly SLA Customer Report

Customer LLG_Production
Database ID 53



Harddisk Usage LLG_PRD_APP01

	Free disk space on C: (%)	Total disk space on C: (Gb)	Used disk space on C: (Gb)	Free disk space on D: (%)	Total disk space on D: (Gb)	Used disk space on D: (Gb)
7-8-2021	34	200	133	97	200	6
6-8-2021	34	200	133	97	200	6
5-8-2021	34	200	133	97	200	6
4-8-2021	34	200	133	97	200	6
3-8-2021	34	200	133	97	200	6
2-8-2021	34	200	133	97	200	6
1-8-2021	34	200	133	97	200	6

Harddisk Usage LLG_PRD_APP02

	Free disk space on C: (%)	Total disk space on C: (Gb)	Used disk space on C: (Gb)	Free disk space on D: (%)	Total disk space on D: (Gb)	Used disk space on D: (Gb)
7-8-2021	60	200	81	93	200	14
6-8-2021	60	200	81	93	200	14
5-8-2021	60	200	81	93	200	14
4-8-2021	60	200	81	93	200	14
3-8-2021	60	200	81	93	200	14
2-8-2021	60	200	81	93	200	13
1-8-2021	60	200	81	93	200	13

Weekly SLA Customer Report

Customer LLG_Production
Database ID 53



Harddisk Usage LLG_PRD_BI02

	Free disk space on C: (%)	Total disk space on C: (Gb)	Used disk space on C: (Gb)	Free disk space on D: (%)	Total disk space on D: (Gb)	Used disk space on D: (Gb)
7-8-2021	57	150	64	15	685	580
6-8-2021	57	150	64	16	685	576
5-8-2021	57	150	64	16	685	576
4-8-2021	57	150	65	16	685	576
3-8-2021	57	150	65	16	685	575
2-8-2021	57	150	65	16	685	573
1-8-2021	57	150	65	16	685	576

Harddisk Usage LLG_PRD_OR01

	Free disk space on C: (%)	Total disk space on C: (Gb)	Used disk space on C: (Gb)	Free disk space on D: (%)	Total disk space on D: (Gb)	Used disk space on D: (Gb)	Free disk space on E: (%)	Total disk space on E: (Gb)	Used disk space on E: (Gb)
7-8-2021	84	279	46	64	928	330	51	749	365
6-8-2021	84	279	46	64	928	330	52	749	357
5-8-2021	84	279	46	64	928	330	52	749	357
4-8-2021	84	279	46	64	928	330	52	749	357
3-8-2021	84	279	46	64	928	330	53	749	355
2-8-2021	84	279	46	64	928	330	59	749	309
1-8-2021	84	279	46	64	928	330	59	749	309

Weekly SLA Customer Report

Customer LLG_Production
Database ID 53



Harddisk Usage LLG_PRD_OR02

	Free disk space on C: (%)	Total disk space on C: (Gb)	Used disk space on C: (Gb)	Free disk space on D: (%)	Total disk space on D: (Gb)	Used disk space on D: (Gb)	Free disk space on E: (%)	Total disk space on E: (Gb)	Used disk space on E: (Gb)
7-8-2021	87	279	36	88	1,117	131	93	559	38
6-8-2021	87	279	36	88	1,117	131	93	559	38
5-8-2021	87	279	36	88	1,117	131	93	559	38
4-8-2021	87	279	36	88	1,117	131	93	559	38
3-8-2021	87	279	36	88	1,117	131	93	559	38
2-8-2021	87	279	36	88	1,117	131	93	559	38
1-8-2021	87	279	36	88	1,117	131	93	559	38

Harddisk Usage LLG_PRD_TS2

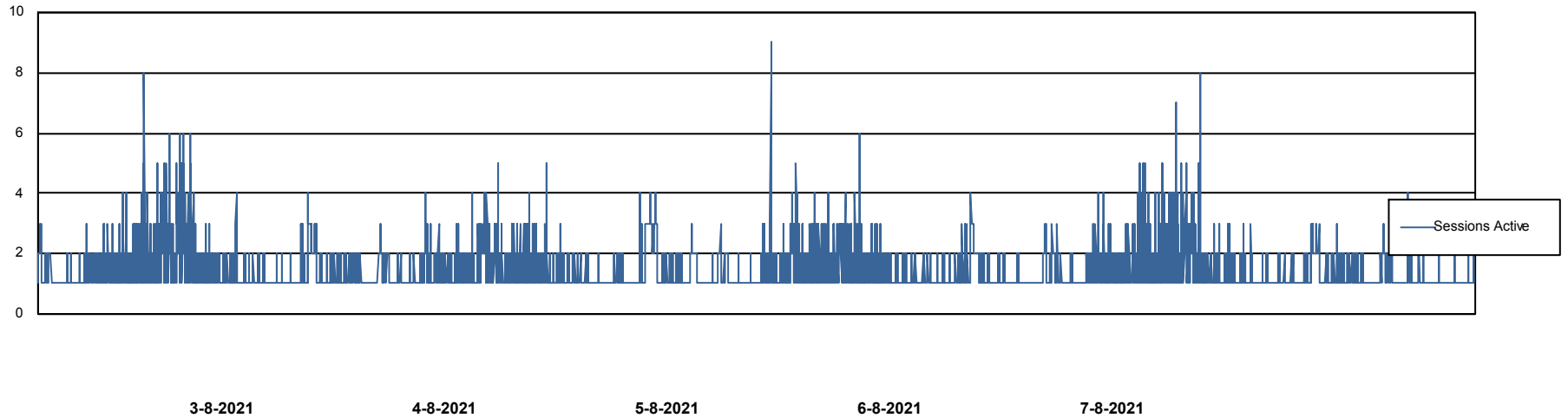
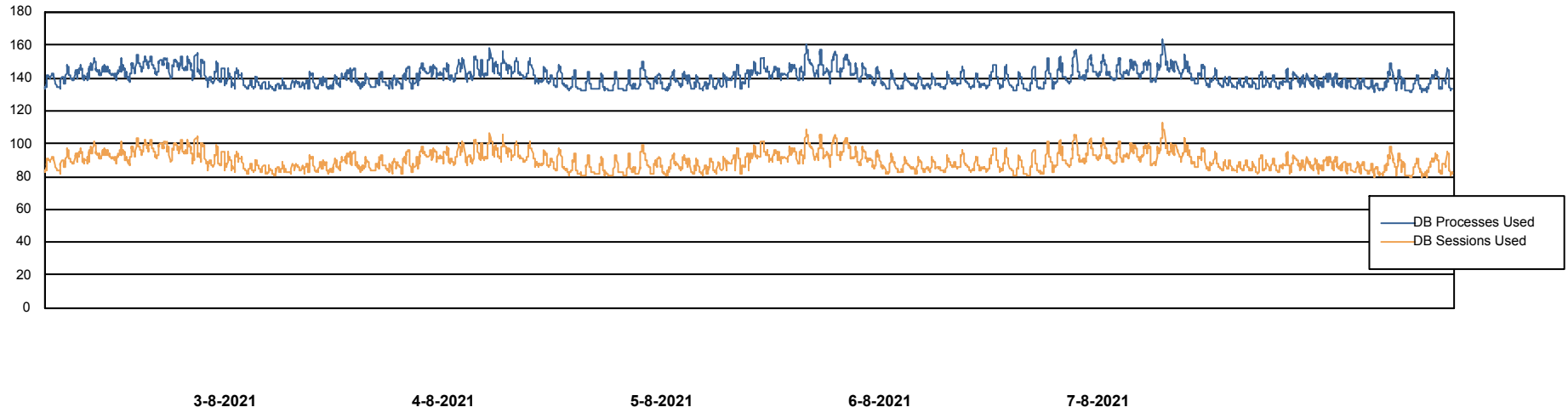
	Free disk space on C: (%)	Total disk space on C: (Gb)	Used disk space on C: (Gb)	Free disk space on D: (%)	Total disk space on D: (Gb)	Used disk space on D: (Gb)	Free disk space on E: (%)	Total disk space on E: (Gb)	Used disk space on E: (Gb)
7-8-2021	29	279	198	69	993	306	62	684	262
6-8-2021	29	279	198	69	993	306	62	684	262
5-8-2021	29	279	198	69	993	306	62	684	262
4-8-2021	29	279	198	69	993	306	62	684	262
3-8-2021	30	279	196	69	993	306	62	684	262
2-8-2021	32	279	190	69	993	306	51	684	322
1-8-2021	32	279	190	69	993	306	62	684	263

Weekly SLA Customer Report

Customer LLG_Production
Database ID 53



Database Performance LLGDB_Production

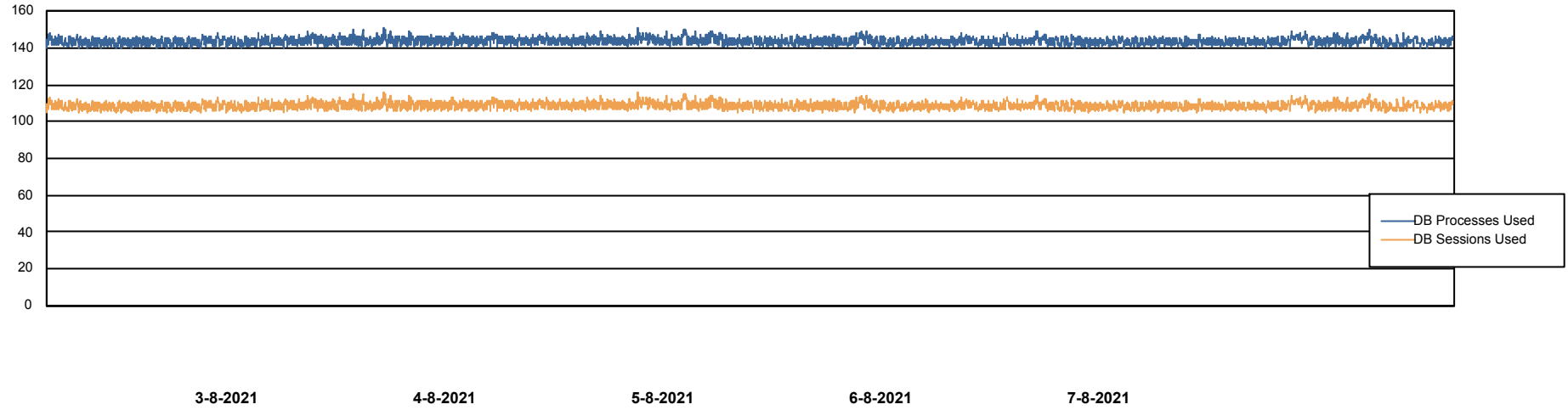


Weekly SLA Customer Report

Customer LLG_Production
Database ID 53



Database Performance LLGDBBI_Production



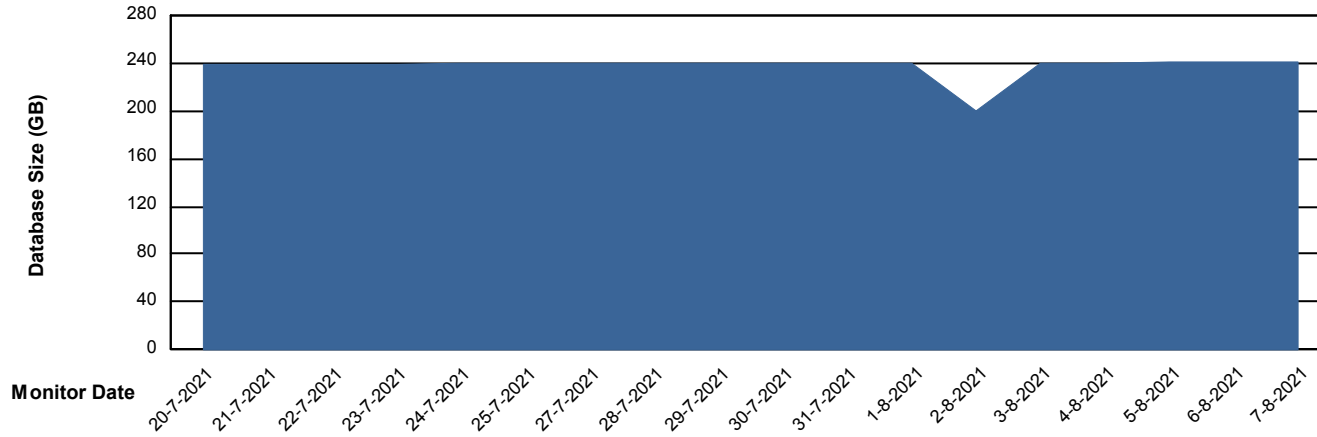
Weekly SLA Customer Report

Customer LLG_Production
Database ID 53



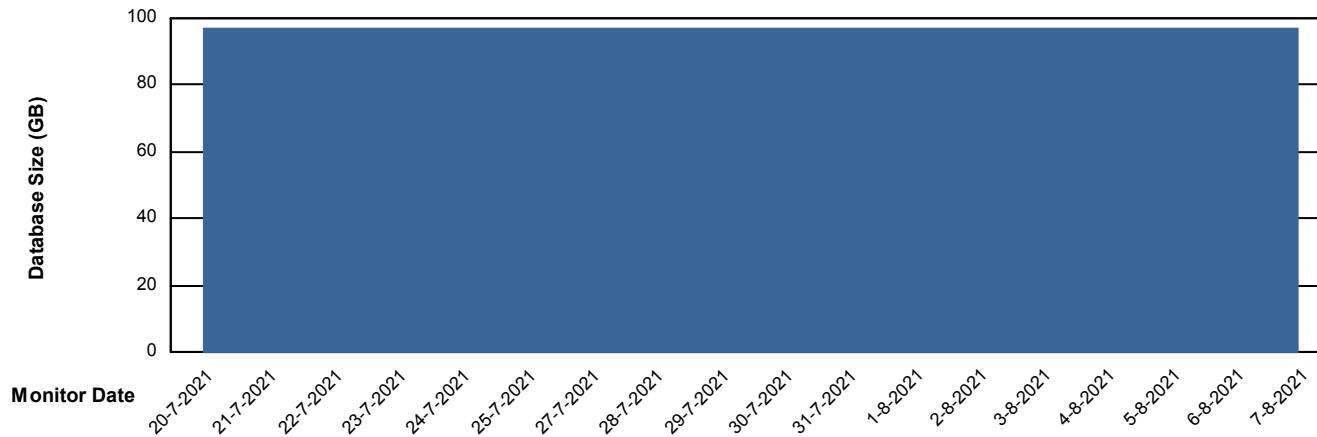
DATABASE SIZE LLGDB_Production

Database growth over last month



DATABASE SIZE LLGDBBI_Production

Database growth over last month



Weekly SLA Customer Report

Customer LLG_Production
 Database ID 53



Database Tablespace LLGDB_Production

Date	Tablespace Name	Filesize (Gb)	Usedsize (Gb)	Percentage free
7-8-2021	ABSDATA	114	95	17
	INDX	164	136	17
6-8-2021	ABSDATA	114	95	17
	INDX	164	136	17
5-8-2021	ABSDATA	114	95	17
	INDX	164	136	17
4-8-2021	ABSDATA	114	95	17
	INDX	164	136	17
3-8-2021	ABSDATA	114	95	17
	INDX	164	136	17
2-8-2021	ABSDATA	114	93	18
	INDX	164	98	40
1-8-2021	ABSDATA	114	95	17
	INDX	164	136	17

Weekly SLA Customer Report

Customer LLG_Production
 Database ID 53



Database Tablespace LLGDBBI_Production

Date	Tablespace Name	Filesize (Gb)	Usedsize (Gb)	Percentage free
7-8-2021	ABSDATA	100	44	56
	INDX	120	47	61
6-8-2021	ABSDATA	100	44	56
	INDX	120	47	61
5-8-2021	ABSDATA	100	44	56
	INDX	120	47	61
4-8-2021	ABSDATA	100	44	56
	INDX	120	47	61
3-8-2021	ABSDATA	100	44	56
	INDX	120	47	61
2-8-2021	ABSDATA	100	44	56
	INDX	120	47	61
1-8-2021	ABSDATA	100	44	56
	INDX	120	47	61

BI Status and last ETL error for LLGDBBI_Production

	di 3/8/2021	wo 4/8/2021	do 5/8/2021	vr 6/8/2021	za 7/8/2021
ABS DataWarehouse ETL Health	OK	OK	OK	OK	OK
ABS DWHStaging ETL Health	OK	OK	OK	OK	OK

Weekly SLA Customer Report

Customer LLG_Production
Database ID 53



BI last ETL error for	LLGDBBI_Production
za, 7-08-2021	None
zo, 1-08-2021	None
wo, 4-08-2021	None
wo, 4-08-2021	None
ma, 2-08-2021	None
do, 5-08-2021	None
di, 3-08-2021	None
vr, 6-08-2021	None
za, 7-08-2021	None
ma, 2-08-2021	None
zo, 1-08-2021	None
do, 5-08-2021	None
di, 3-08-2021	None
vr, 6-08-2021	None

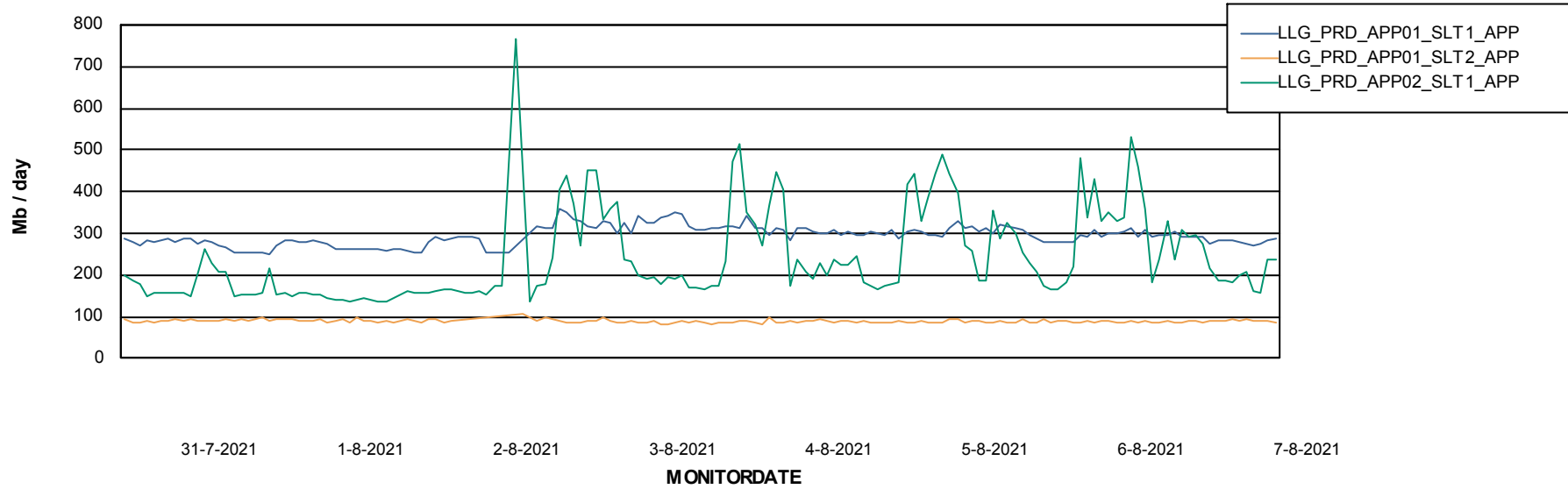
Weekly SLA Customer Report

Customer LLG_Production
Database ID 53



ABSSolute Application Server Services

Avg memory used per ABS Server Service



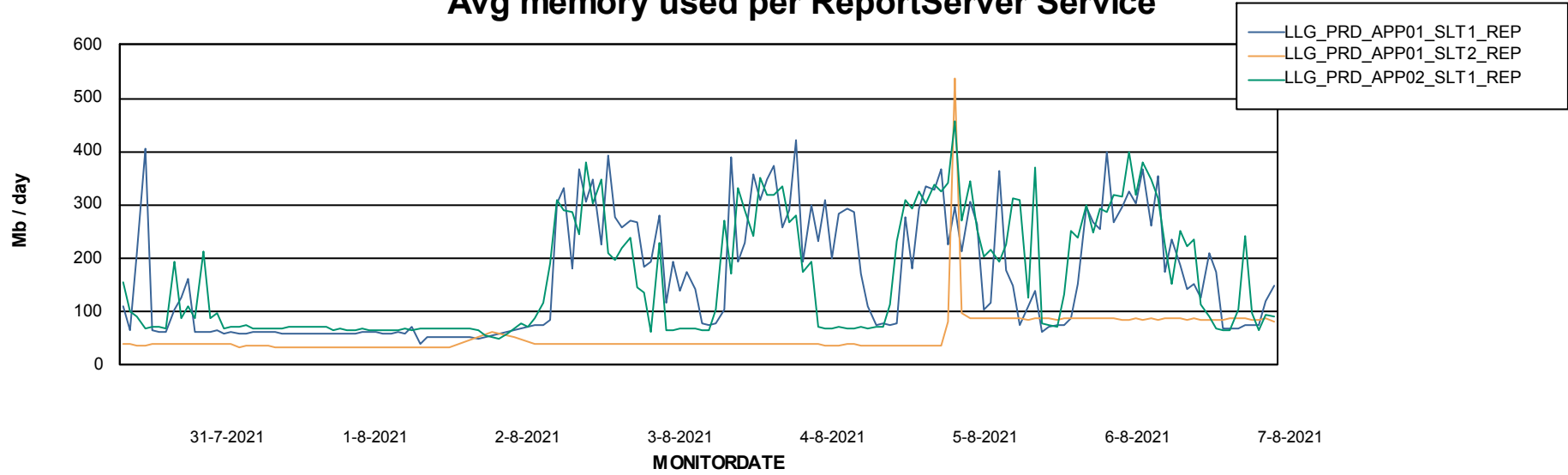
Weekly SLA Customer Report

Customer LLG_Production
Database ID 53

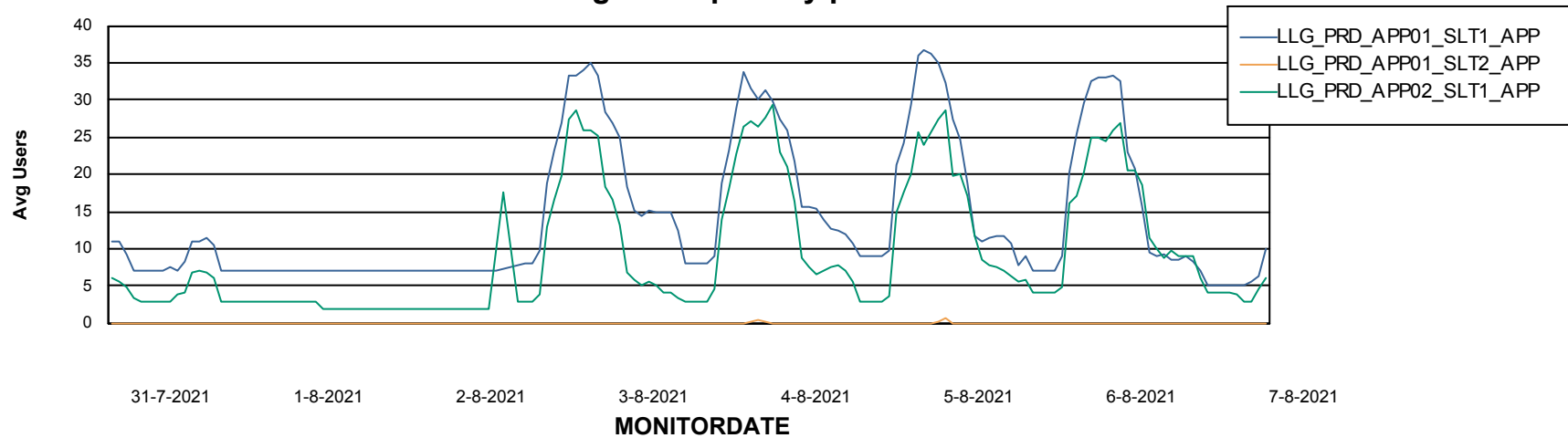


ABSSolute Application Server Services

Avg memory used per ReportServer Service



Avg users per day per ABS server



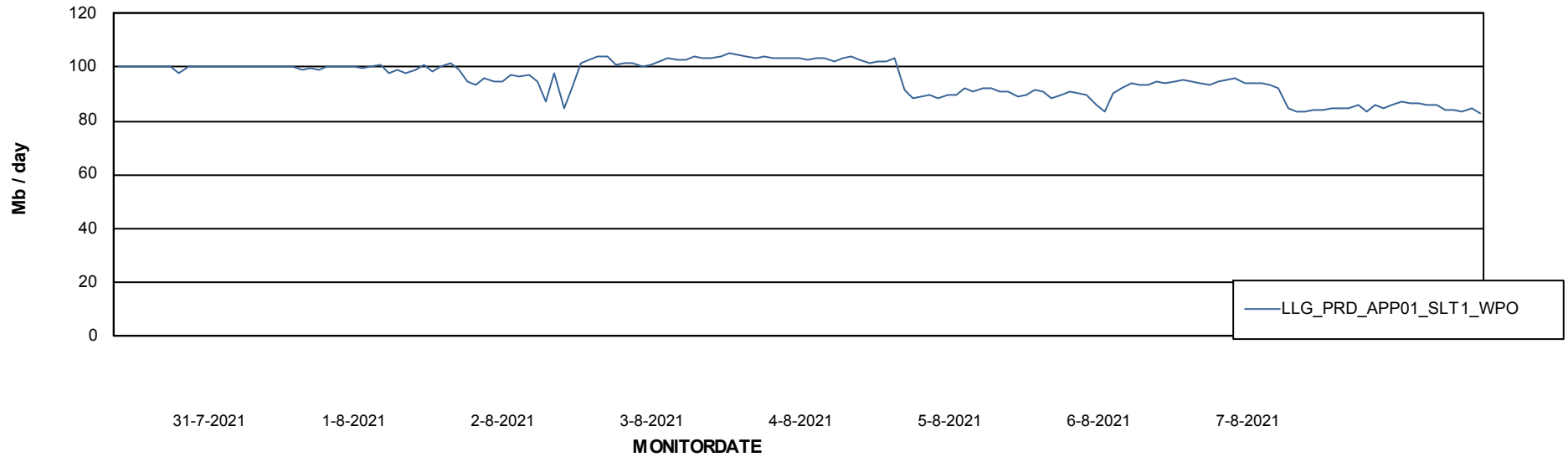
Weekly SLA Customer Report

Customer LLG_Production
Database ID 53



ABSSolute Application Server Services

Avg memory used per ABS Web component



Weekly SLA Customer Report

Customer LLG_Production
Database ID 53



Disaster per ABS component

