

# Weekly SLA Customer Report

Customer RFL\_Production  
Database ID 36



## Harddisk Usage RFL\_PRD

	Free disk space on C: (%)	Total disk space on C: (Gb)	Used disk space on C: (Gb)	Free disk space on D: (%)	Total disk space on D: (Gb)	Used disk space on D: (Gb)	Free disk space on E: (%)	Total disk space on E: (Gb)	Used disk space on E: (Gb)	Free disk space on F: (%)
12-Jun-21	26	195	145	74	373	97	41	373	220	63
11-Jun-21	26	195	145	74	373	97	41	373	220	64
10-Jun-21	26	195	145	74	373	97	41	373	220	64
09-Jun-21	26	195	145	74	373	97	41	373	220	64
08-Jun-21	26	195	145	74	373	97	41	373	220	64
07-Jun-21	26	195	144	74	373	97	41	373	220	63
06-Jun-21	26	195	144	74	373	97	41	373	220	64

## Harddisk Usage RFL\_STB

	Free disk space on C: (%)	Total disk space on C: (Gb)	Used disk space on C: (Gb)	Free disk space on D: (%)	Total disk space on D: (Gb)	Used disk space on D: (Gb)	Free disk space on E: (%)	Total disk space on E: (Gb)	Used disk space on E: (Gb)	Free disk space on F: (%)
12-Jun-21	17	195	163	77	559	129	42	559	323	94
11-Jun-21	17	195	163	77	559	129	42	559	323	94
10-Jun-21	17	195	163	77	559	129	42	559	323	94
09-Jun-21	17	195	163	77	559	129	42	559	323	94
08-Jun-21	17	195	162	77	559	129	42	559	323	94
07-Jun-21	17	195	163	77	559	129	42	559	323	94
06-Jun-21	17	195	163	77	559	129	42	559	323	94

# Weekly SLA Customer Report

---

Customer RFL\_Production  
Database ID 36



---

Database Performance RFLDB\_Production

DB Processes Max 1,000

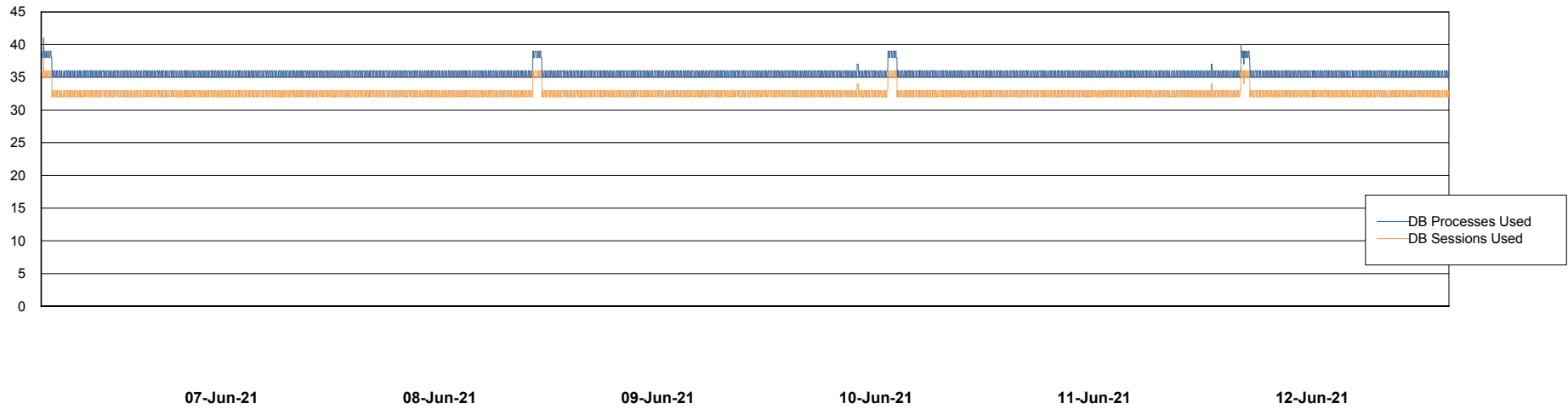
# Weekly SLA Customer Report

Customer RFL\_Production  
Database ID 36



Database Performance RFLDB\_Standby

DB Processes Max 1,000



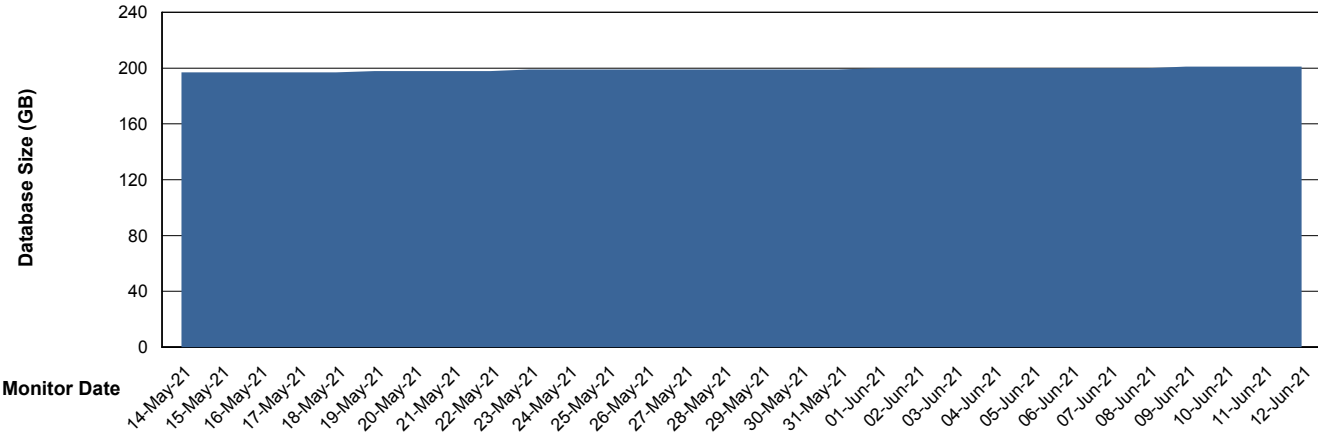
# Weekly SLA Customer Report

Customer RFL\_Production  
 Database ID 36



**DATABASE SIZE RFLDB\_Production**

**Database growth over last month**



**Database Tablespace RFLDB\_Production**

Date	Tablespace Name	Filesize (Gb)	Usedsize (Gb)	Percentage free
12-Jun-21	ABSDATA	72	59	18
	INDX	200	137	32
11-Jun-21	ABSDATA	72	59	18
	INDX	200	137	32
10-Jun-21	ABSDATA	72	59	18
	INDX	200	137	32
09-Jun-21	ABSDATA	72	59	18
	INDX	200	137	32
08-Jun-21	ABSDATA	72	59	18
	INDX	200	136	32
07-Jun-21	ABSDATA	72	59	18
	INDX	200	136	32
06-Jun-21	ABSDATA	72	59	18
	INDX	200	136	32

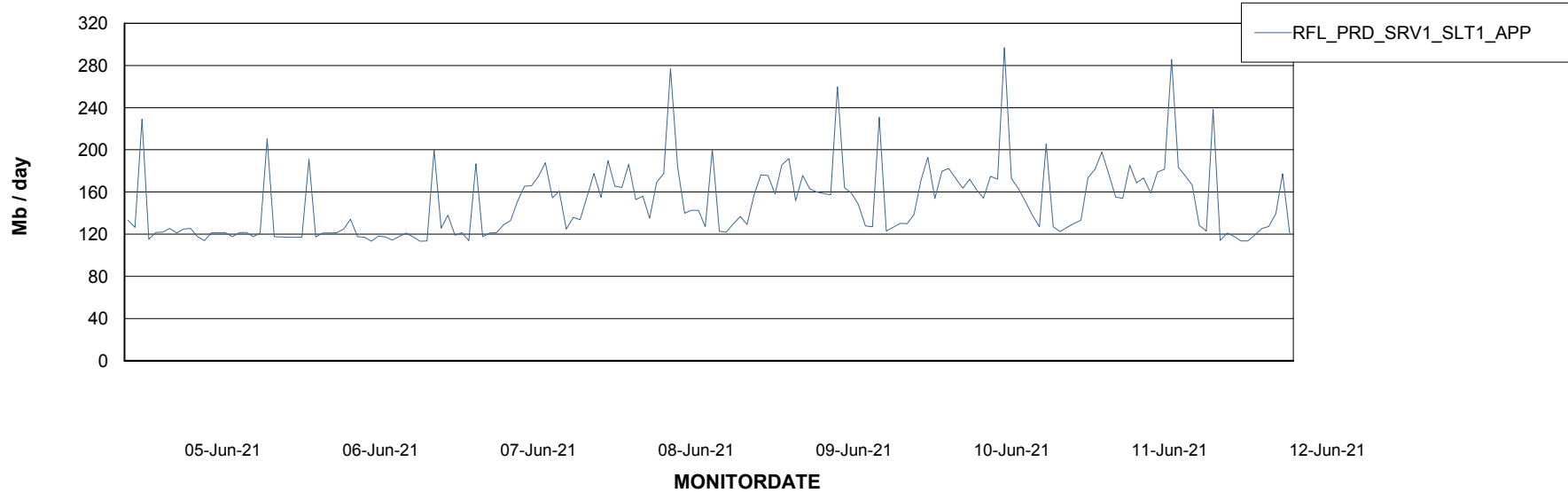
# Weekly SLA Customer Report

Customer RFL\_Production  
Database ID 36

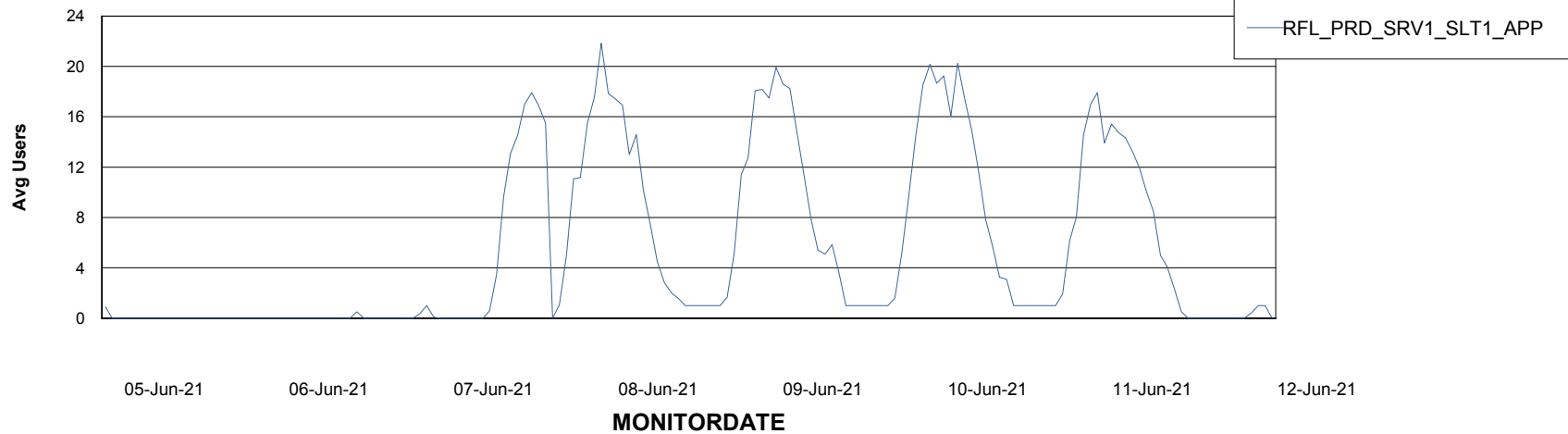


## ABSSolute Application Server Services

### Avg memory used per ABS Server Service



### Avg users per day per ABS server



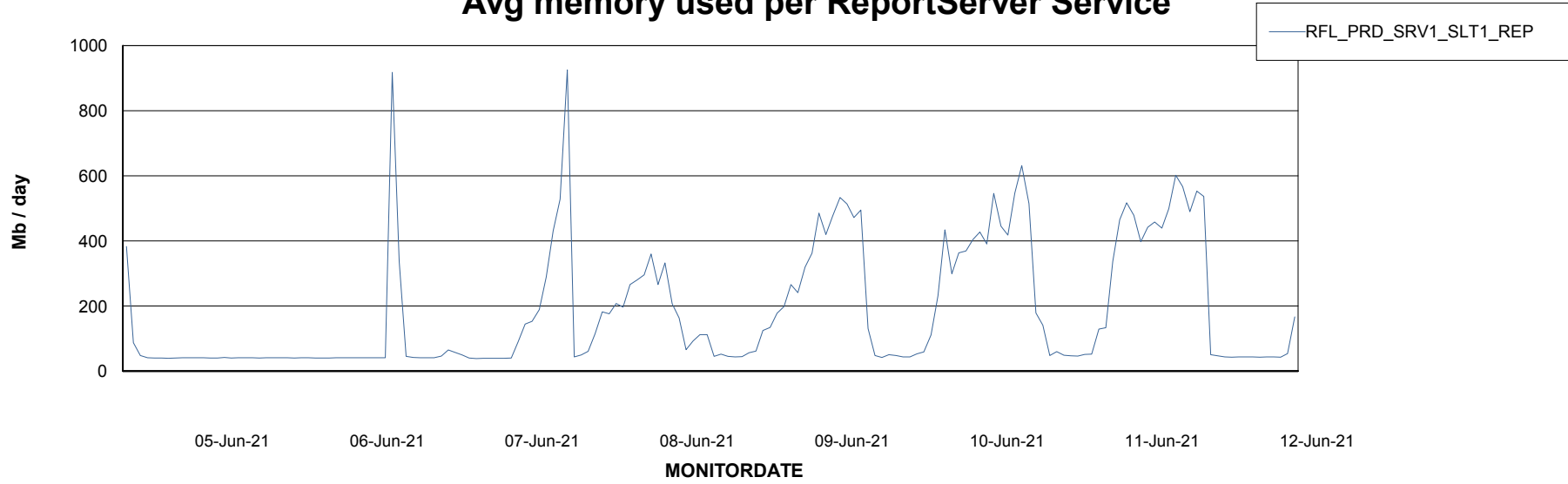
# Weekly SLA Customer Report

Customer RFL\_Production  
Database ID 36



## ABSSolute Application ReportServer Services

### Avg memory used per ReportServer Service



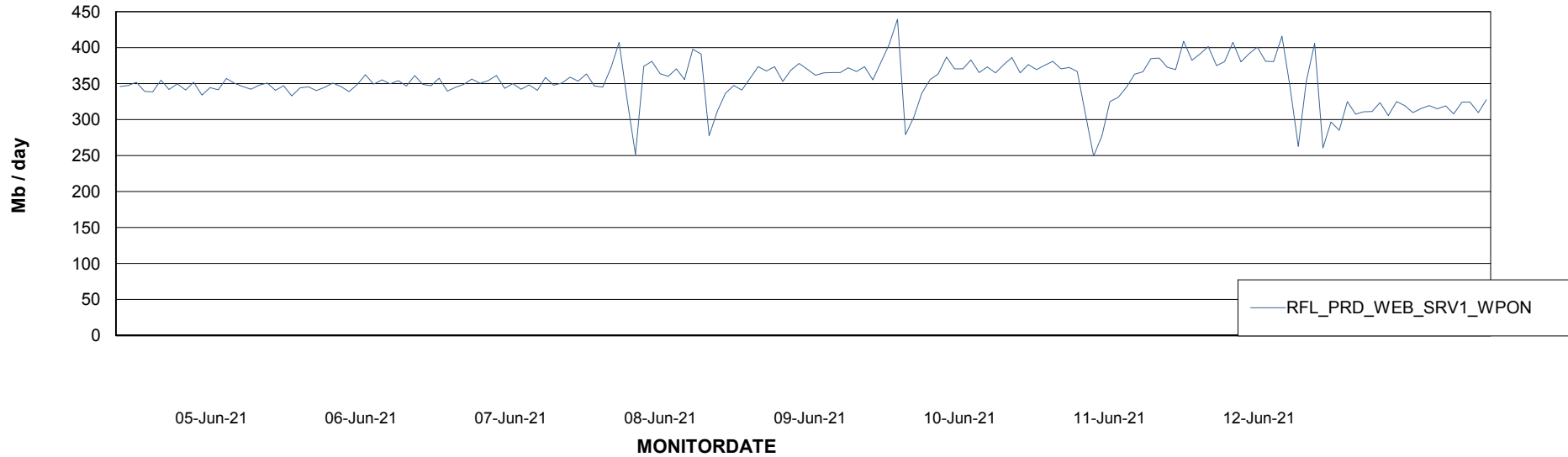
# Weekly SLA Customer Report

Customer RFL\_Production  
Database ID 36



## ABSSolute Web Component Services

### Avg memory used per ABS Web component



# Weekly SLA Customer Report

Customer RFL\_Production  
Database ID 36



## Disaster per ABS component

