

Weekly SLA Customer Report

Customer RFL_Production
Database ID 36



Harddisk Usage RFL_PRD

	Free disk space on C: (%)	Total disk space on C: (Gb)	Used disk space on C: (Gb)	Free disk space on D: (%)	Total disk space on D: (Gb)	Used disk space on D: (Gb)	Free disk space on E: (%)	Total disk space on E: (Gb)	Used disk space on E: (Gb)	Free disk space on F: (%)
05-Jun-21	26	195	144	74	373	97	41	373	220	62
04-Jun-21	26	195	144	74	373	97	41	373	220	63
03-Jun-21	26	195	144	74	373	97	41	373	220	63
02-Jun-21	27	195	143	74	373	97	41	373	220	63
01-Jun-21	27	195	143	74	373	97	41	373	220	62
31-May-21	27	195	142	74	373	97	41	373	220	63
30-May-21	28	195	142	74	373	97	41	373	220	63

Harddisk Usage RFL_STB

	Free disk space on C: (%)	Total disk space on C: (Gb)	Used disk space on C: (Gb)	Free disk space on D: (%)	Total disk space on D: (Gb)	Used disk space on D: (Gb)	Free disk space on E: (%)	Total disk space on E: (Gb)	Used disk space on E: (Gb)	Free disk space on F: (%)
05-Jun-21	17	195	163	77	559	129	42	559	323	94
04-Jun-21	17	195	163	77	559	129	42	559	323	93
03-Jun-21	17	195	163	77	559	129	42	559	323	93
02-Jun-21	17	195	163	77	559	129	42	559	323	93
01-Jun-21	17	195	163	77	559	129	42	559	323	93
31-May-21	17	195	163	77	559	129	42	559	323	93
30-May-21	17	195	163	77	559	129	42	559	323	93

Weekly SLA Customer Report

Customer RFL_Production
Database ID 36



Database Performance RFLDB_Production

DB Processes Max 1,000

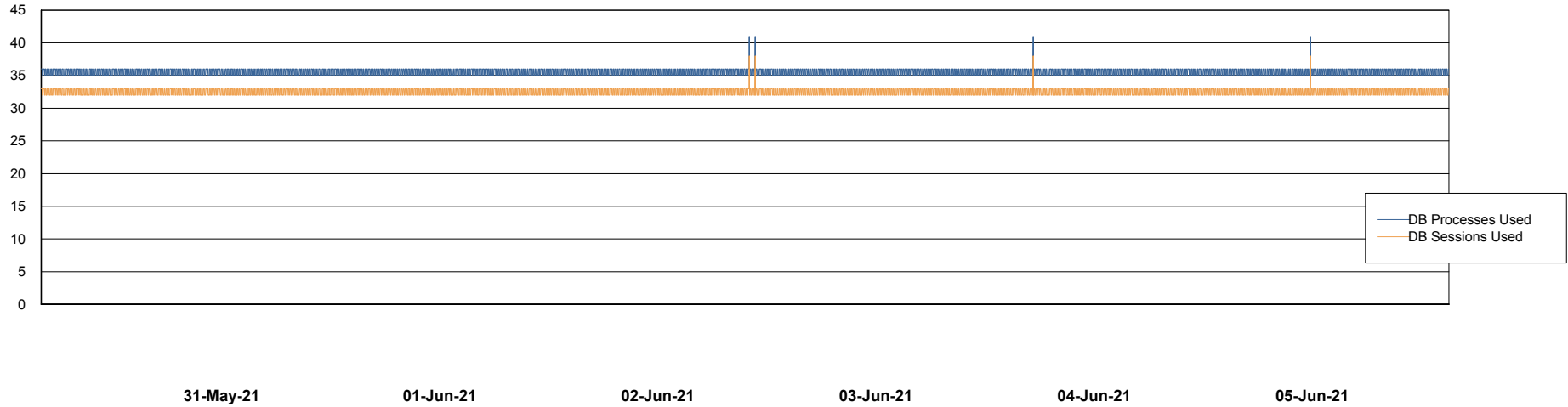
Weekly SLA Customer Report

Customer RFL_Production
Database ID 36



Database Performance RFLDB_Standby

DB Processes Max 1,000



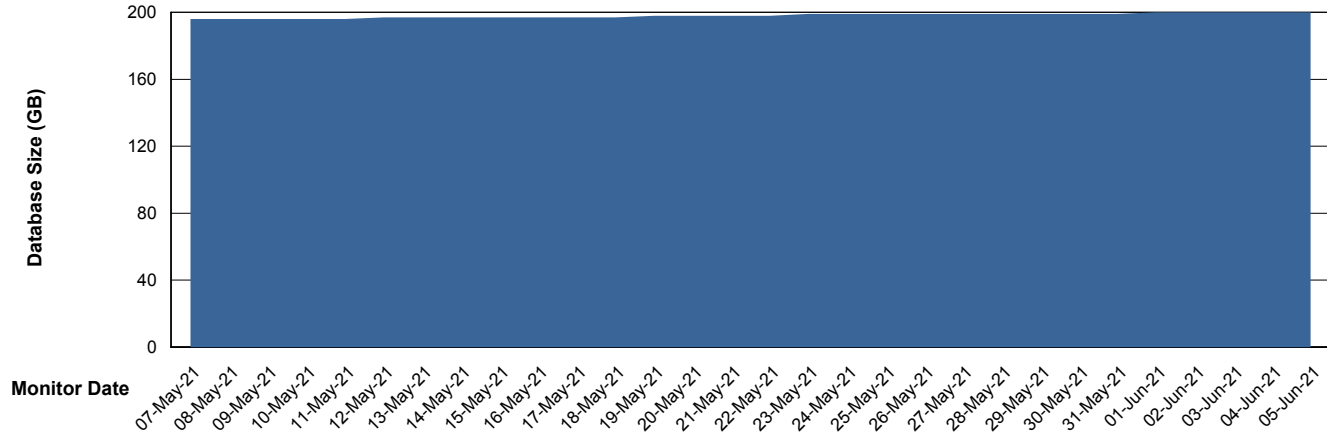
Weekly SLA Customer Report

Customer RFL_Production
 Database ID 36



DATABASE SIZE RFLDB_Production

Database growth over last month



Database Tablespace RFLDB_Production

Date	Tablespace Name	Filesize (Gb)	Usedsize (Gb)	Percentage free
05-Jun-21	ABSDATA	72	59	18
	INDX	200	136	32
04-Jun-21	ABSDATA	72	59	18
	INDX	200	136	32
03-Jun-21	ABSDATA	72	59	18
	INDX	200	136	32
02-Jun-21	ABSDATA	72	59	18
	INDX	200	136	32
01-Jun-21	ABSDATA	72	59	18
	INDX	200	136	32
31-May-21	ABSDATA	72	59	18
	INDX	200	136	32
30-May-21	ABSDATA	72	59	18
	INDX	200	135	32

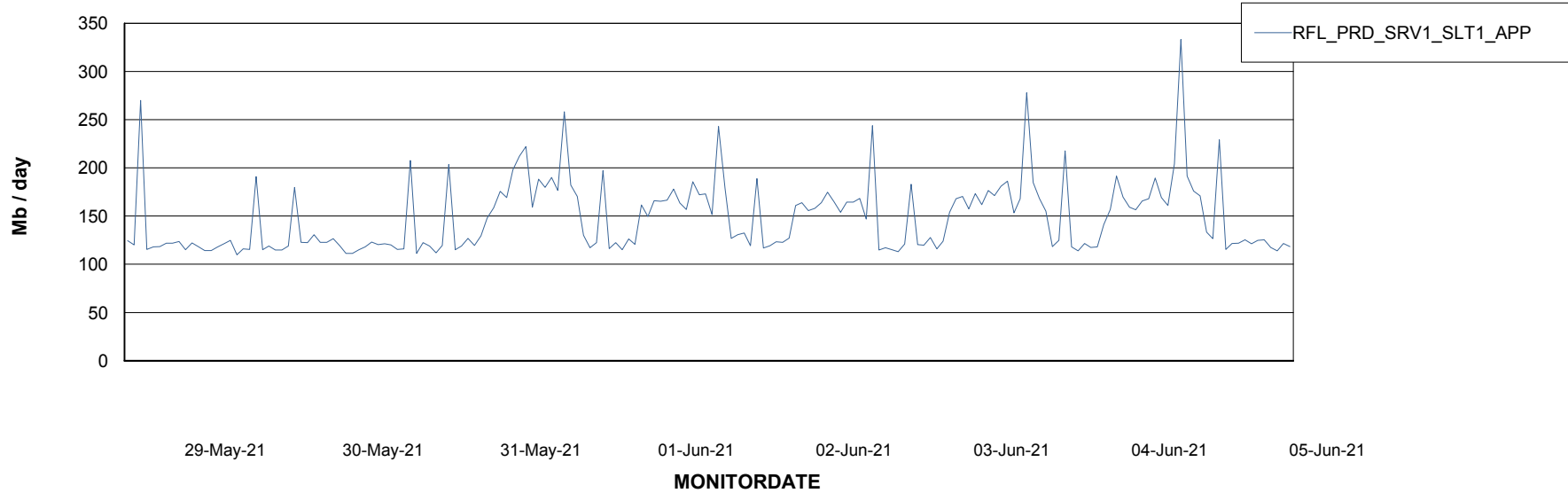
Weekly SLA Customer Report

Customer RFL_Production
Database ID 36

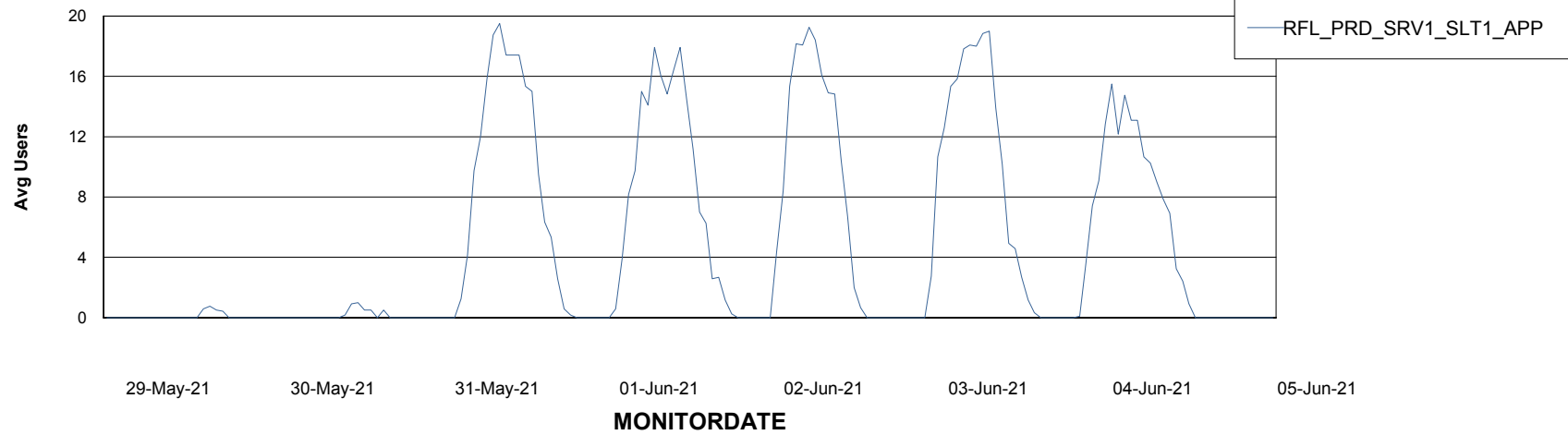


ABSSolute Application Server Services

Avg memory used per ABS Server Service



Avg users per day per ABS server



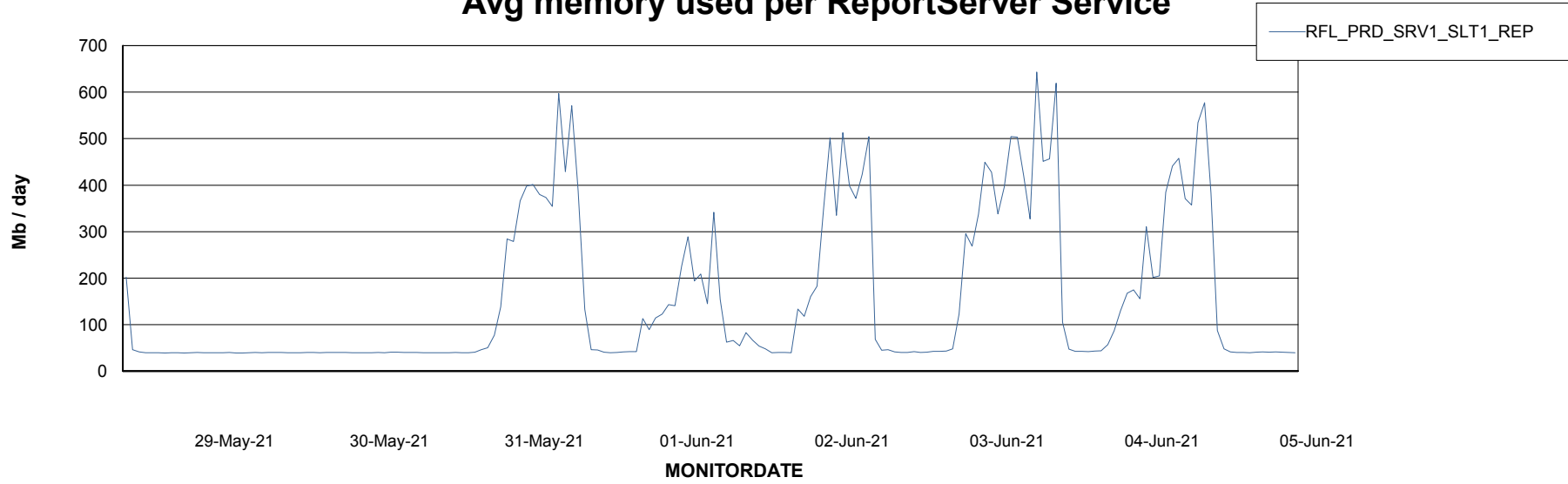
Weekly SLA Customer Report

Customer RFL_Production
Database ID 36



ABSSolute Application ReportServer Services

Avg memory used per ReportServer Service



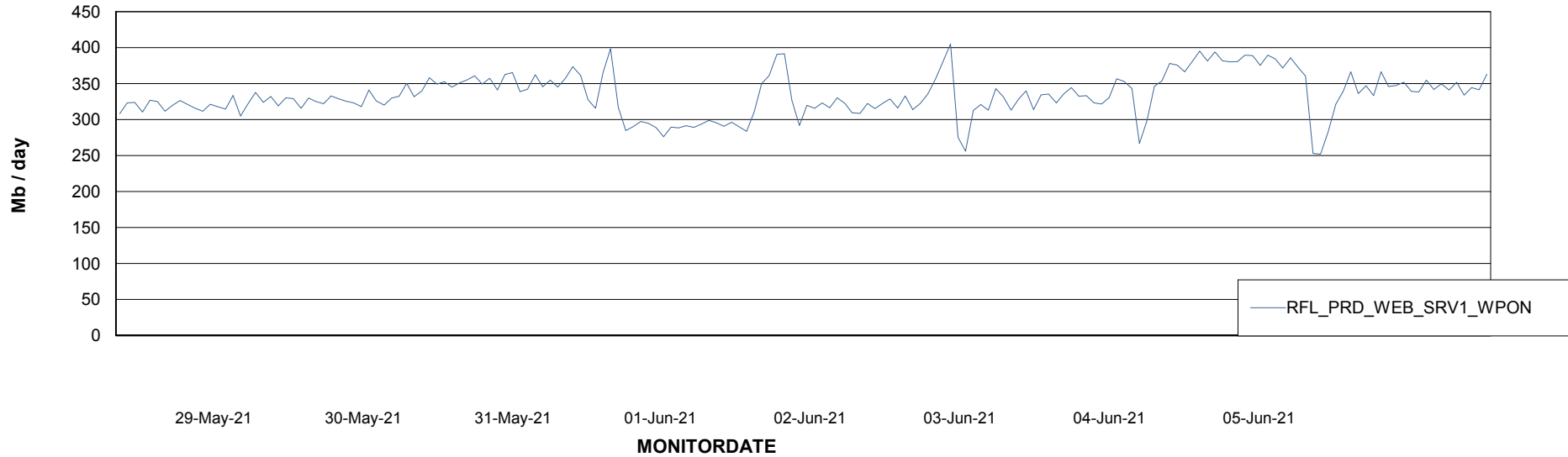
Weekly SLA Customer Report

Customer RFL_Production
Database ID 36



ABSSolute Web Component Services

Avg memory used per ABS Web component



Weekly SLA Customer Report

Customer RFL_Production
Database ID 36



Disaster per ABS component

