

# Weekly SLA Customer Report

Customer DFD Production  
Database ID 39



Harddisk Usage DFD\_PRD\_ABSAPP1

	Free disk space on c: (%)	Total disk space on c: (Gb)
29-May-21	30	90
28-May-21	30	90
27-May-21	30	90
26-May-21	30	90
25-May-21	30	90
24-May-21	30	90
23-May-21	30	90

Harddisk Usage DFD\_PRD\_ABSAPP2

	Free disk space on c: (%)	Total disk space on c: (Gb)
29-May-21	38	100
28-May-21	38	100
27-May-21	38	100
26-May-21	38	100
25-May-21	38	100
24-May-21	38	100
23-May-21	38	100

# Weekly SLA Customer Report

Customer DFD Production  
Database ID 39



## Harddisk Usage DFD\_PRD\_ABSAPP3

	Free disk space on c: (%)	Total disk space on c: (Gb)
29-May-21	20	70
28-May-21	20	70
27-May-21	20	70
26-May-21	20	70
25-May-21	20	70
24-May-21	20	70
23-May-21	20	70

## Harddisk Usage DFD\_PRD\_BI1

	Free disk space on c: (%)	Total disk space on c: (Gb)	Free disk space on e: (%)	Total disk space on e: (Gb)
29-May-21	79	150	19	200
28-May-21	79	150	19	200
27-May-21	80	150	19	200
26-May-21	80	150	19	200
25-May-21	80	150	19	200
24-May-21	80	150	19	200
23-May-21	80	150	19	200

# Weekly SLA Customer Report

Customer DFD Production  
Database ID 39



Harddisk Usage DFD\_PRD\_ORACLE1

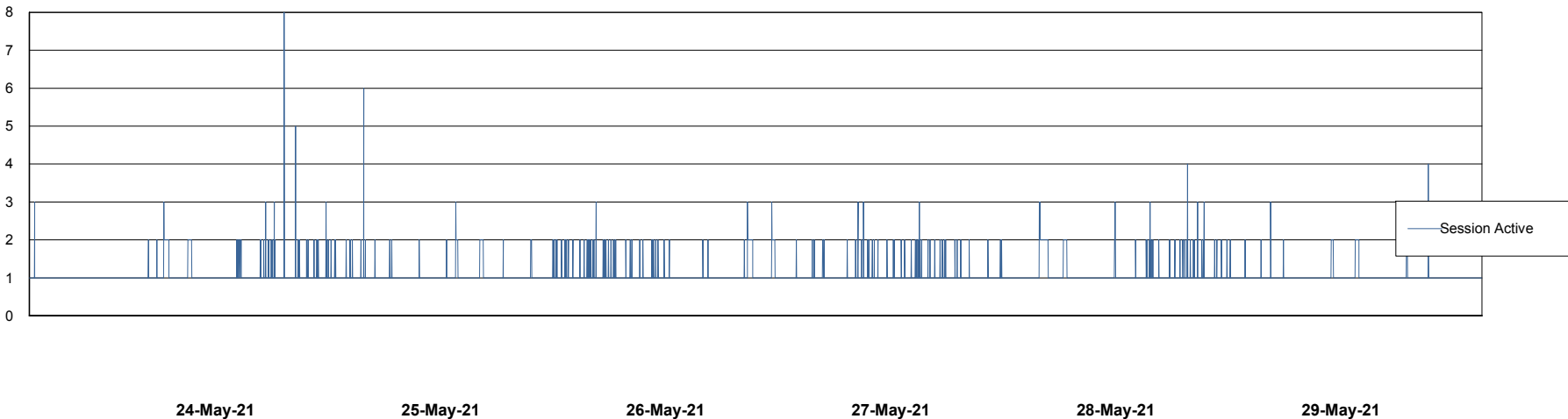
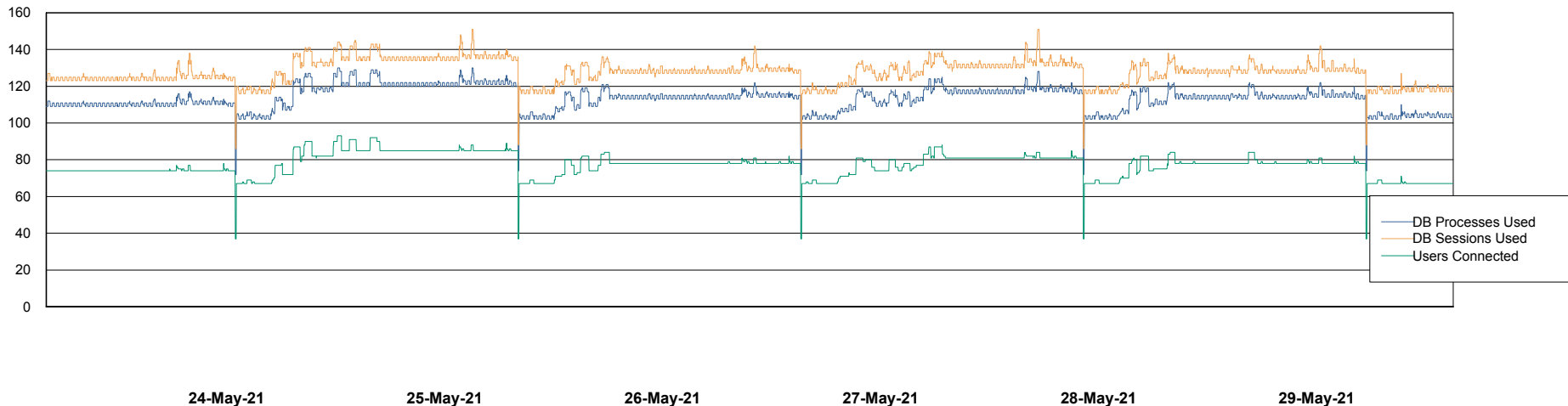
	Free disk space on c: (%)	Total disk space on c: (Gb)	Free disk space on d: (%)	Total disk space on d: (Gb)	Free disk space on e: (%)	Total disk space on e: (Gb)	Free disk space on f: (%)	Total disk space on f: (Gb)
29-May-21	24	78	72	479	22	550	66	800
28-May-21	24	78	72	479	22	550	66	800
27-May-21	24	78	72	479	22	550	66	800
26-May-21	24	78	72	479	22	550	66	800
25-May-21	24	78	72	479	22	550	66	800
24-May-21	24	78	72	479	22	550	66	800
23-May-21	24	78	72	479	22	550	66	800

# Weekly SLA Customer Report

Customer DFD Production  
Database ID 39



## Database Performance DFDDB\_Production

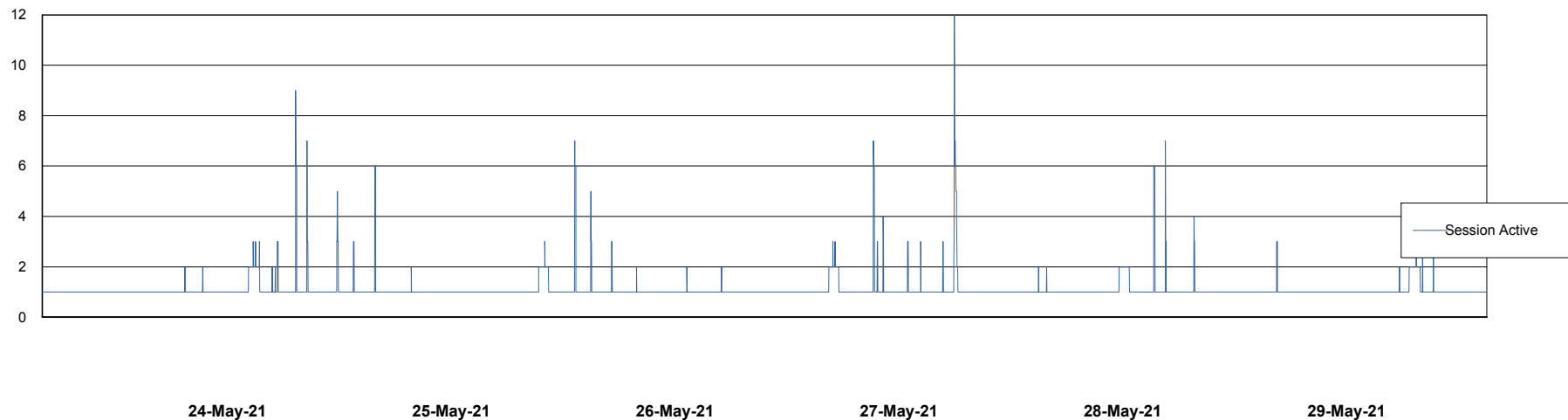
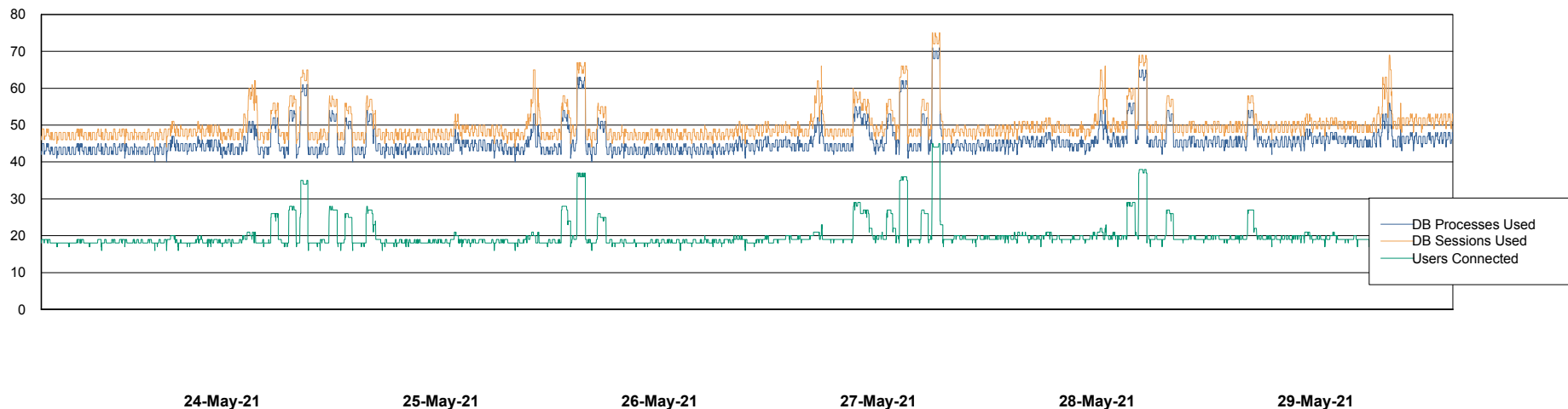


# Weekly SLA Customer Report

Customer DFD Production  
Database ID 39



## Database Performance DFDDDBI\_Production



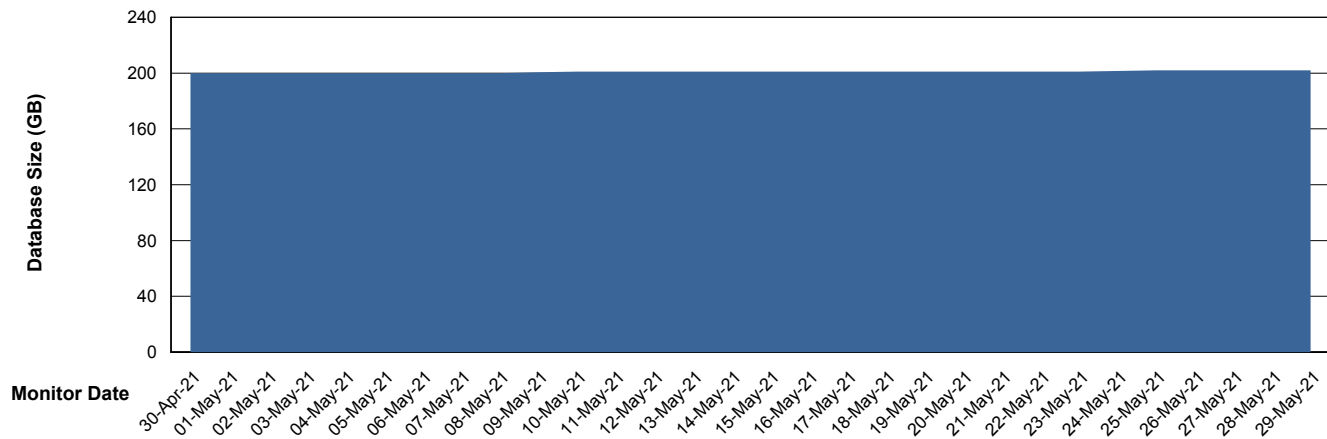
# Weekly SLA Customer Report

Customer DFD Production  
Database ID 39



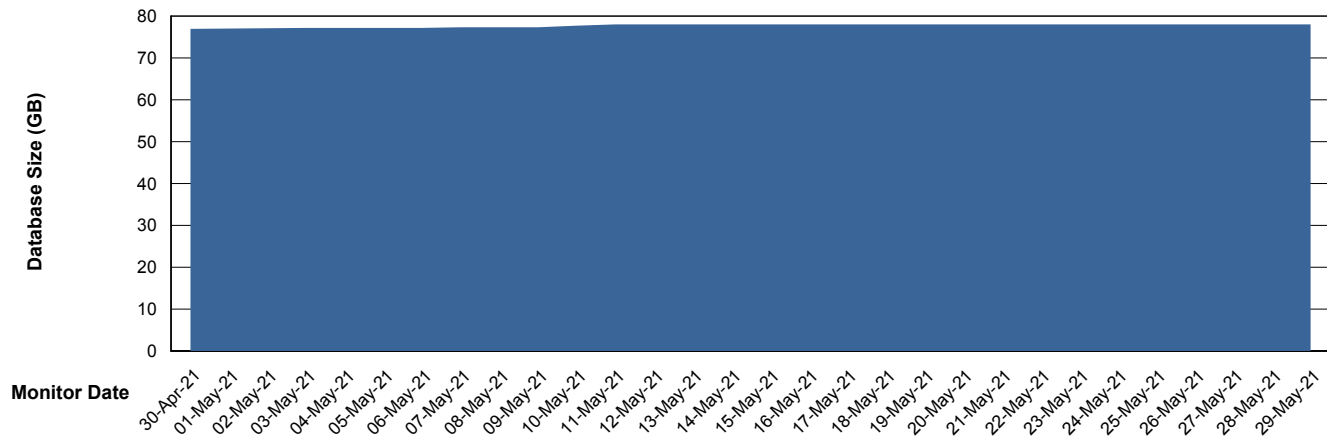
DATABASE SIZE DFDDDB\_Production

### Database growth over last month



DATABASE SIZE DFDDDBI\_Production

### Database growth over last month



# Weekly SLA Customer Report

Customer DFD Production  
 Database ID 39



Database Tablespace DFDDDB\_Production

Date	Tablespace Name	Filesize (Gb)	Usedsize (Gb)	Percentage free
29-May-21	ABSDATA	83	66	20
	INDX	161	133	17
28-May-21	ABSDATA	83	66	20
	INDX	161	133	17
27-May-21	ABSDATA	83	66	20
	INDX	161	133	17
26-May-21	ABSDATA	83	66	20
	INDX	161	133	17
25-May-21	ABSDATA	83	66	20
	INDX	161	133	17
24-May-21	ABSDATA	83	66	20
	INDX	161	133	17
23-May-21	ABSDATA	83	66	20
	INDX	161	133	17

# Weekly SLA Customer Report

Customer DFD Production  
 Database ID 39



Database Tablespace DFDDDBI\_Production

Date	Tablespace Name	Filesize (Gb)	Usedsize (Gb)	Percentage free
29-May-21	ABSDATA	45	38	16
	INDX	42	35	17
28-May-21	ABSDATA	45	38	16
	INDX	42	35	17
27-May-21	ABSDATA	45	38	16
	INDX	42	35	17
26-May-21	ABSDATA	45	37	18
	INDX	42	35	17
25-May-21	ABSDATA	45	37	18
	INDX	42	35	17
24-May-21	ABSDATA	45	37	18
	INDX	42	35	17
23-May-21	ABSDATA	45	37	18
	INDX	42	35	17

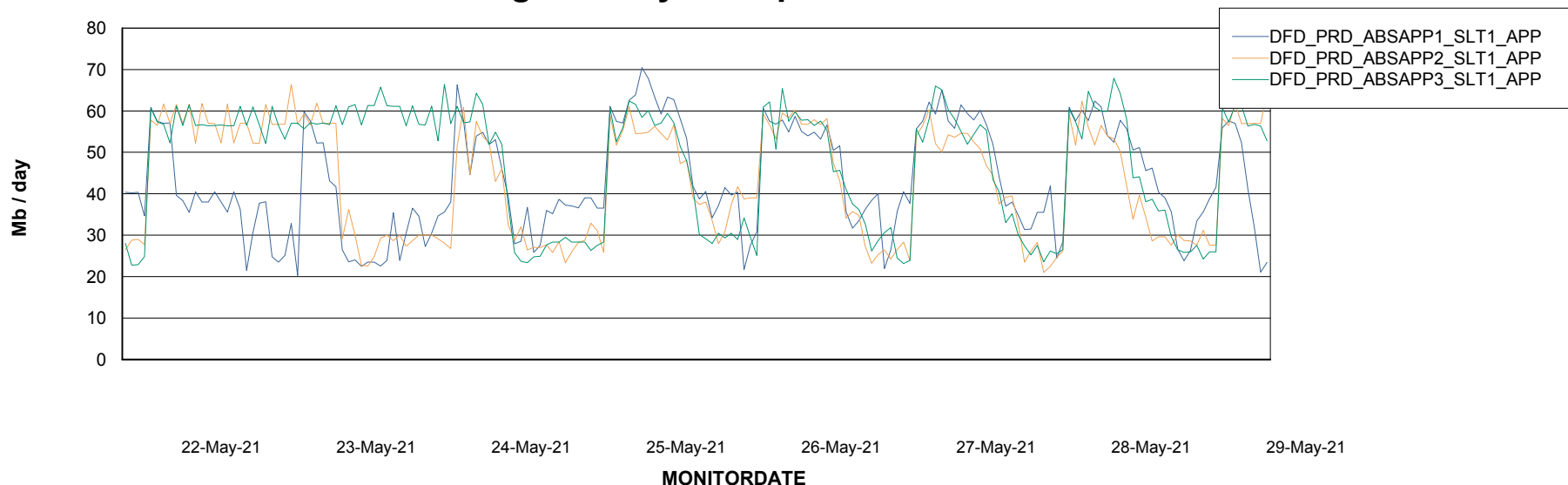
# Weekly SLA Customer Report

Customer DFD Production  
Database ID 39

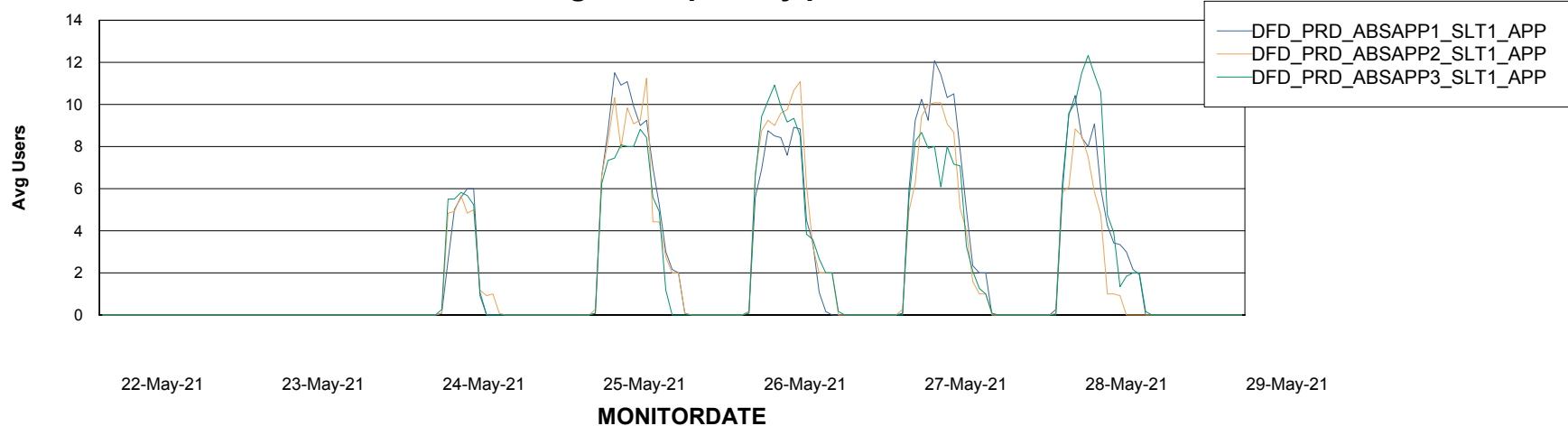


## ABSolute Application Server Services

### Avg memory used per ABS Server Service



### Avg users per day per ABS server



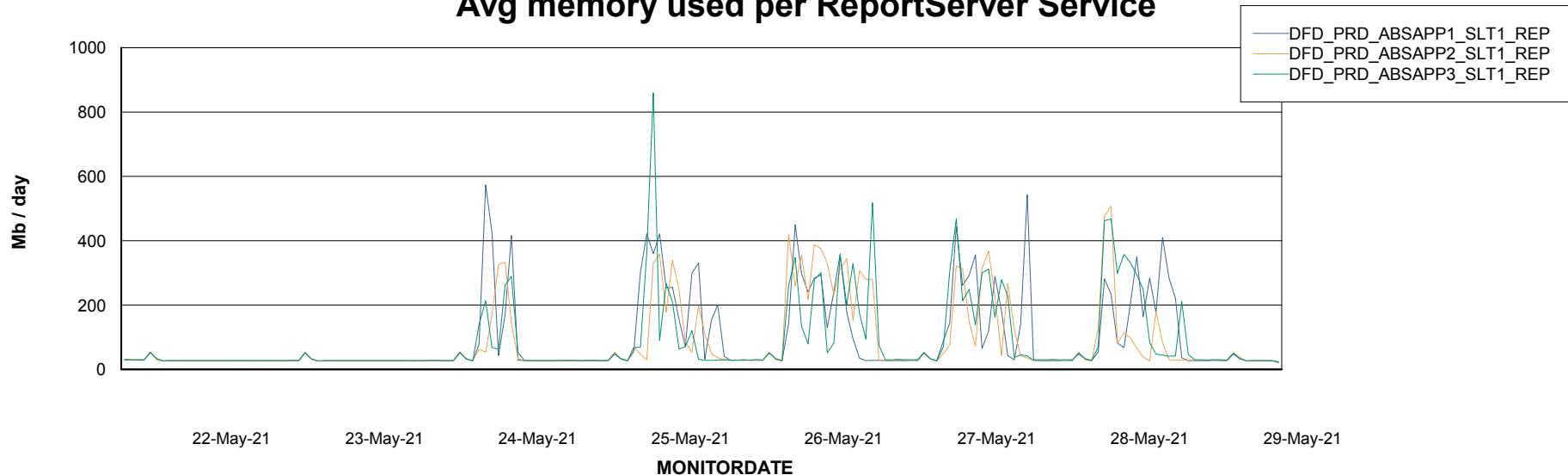
# Weekly SLA Customer Report

Customer DFD Production  
Database ID 39



## ABSSolute Application ReportServer Services

### Avg memory used per ReportServer Service



### Disaster per ABS component

