

# Weekly SLA Customer Report

Customer SPI\_Production  
Database ID 49



## Harddisk Usage SPI\_PRD\_ORACLE1

	Free disk space on c: (%)	Total disk space on c: (Gb)	Total disk space on d: (Gb)
15-May-21	53	79	100
14-May-21	52	79	100
13-May-21	52	79	100
12-May-21	52	79	100
11-May-21	46	79	100
10-May-21	19	79	100
09-May-21	19	79	100

## Harddisk Usage SPI\_Webserver

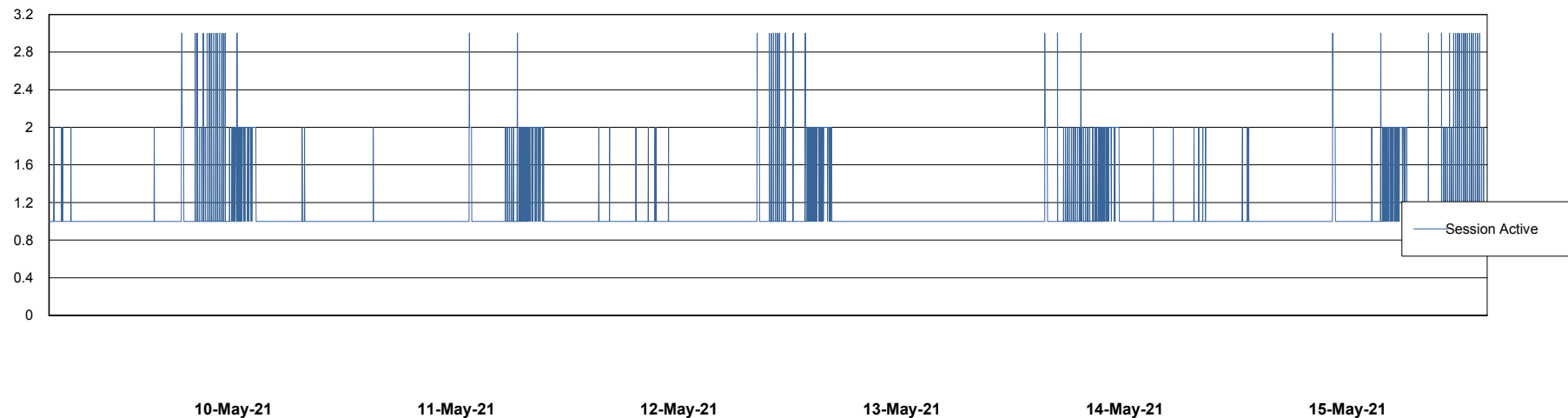
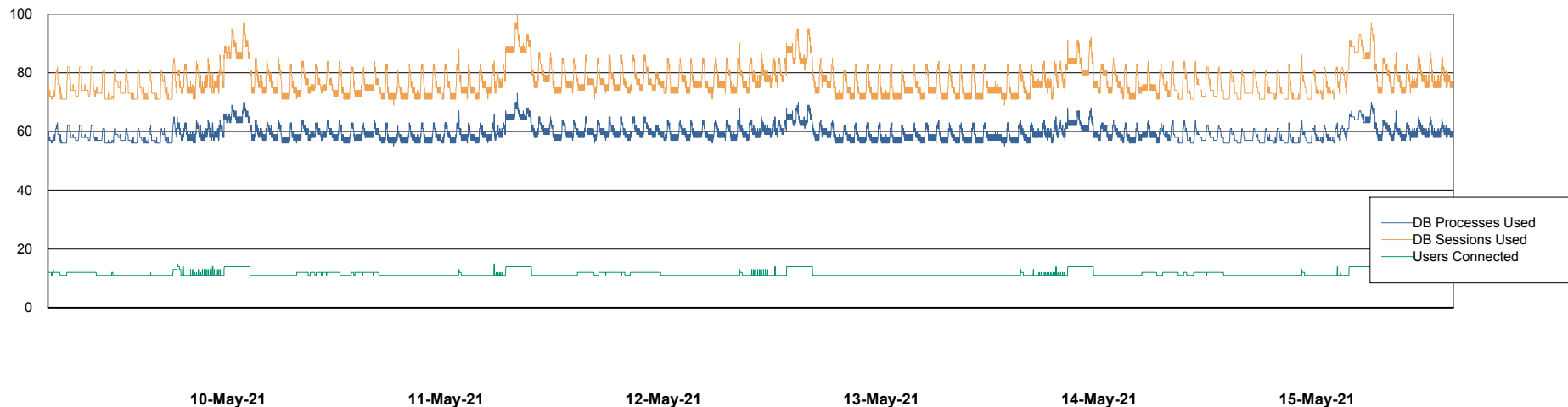
	Free disk space on c: (%)	Total disk space on c: (Gb)	Free disk space on d: (%)	Total disk space on d: (Gb)
15-May-21	39	79	49	100
14-May-21	39	79	49	100
13-May-21	39	79	49	100
12-May-21	39	79	49	100
11-May-21	41	79	50	100
10-May-21	41	79	51	100
09-May-21	41	79	52	100

# Weekly SLA Customer Report

Customer SPI\_Production  
Database ID 49



## Database Performance SPIDB\_Production


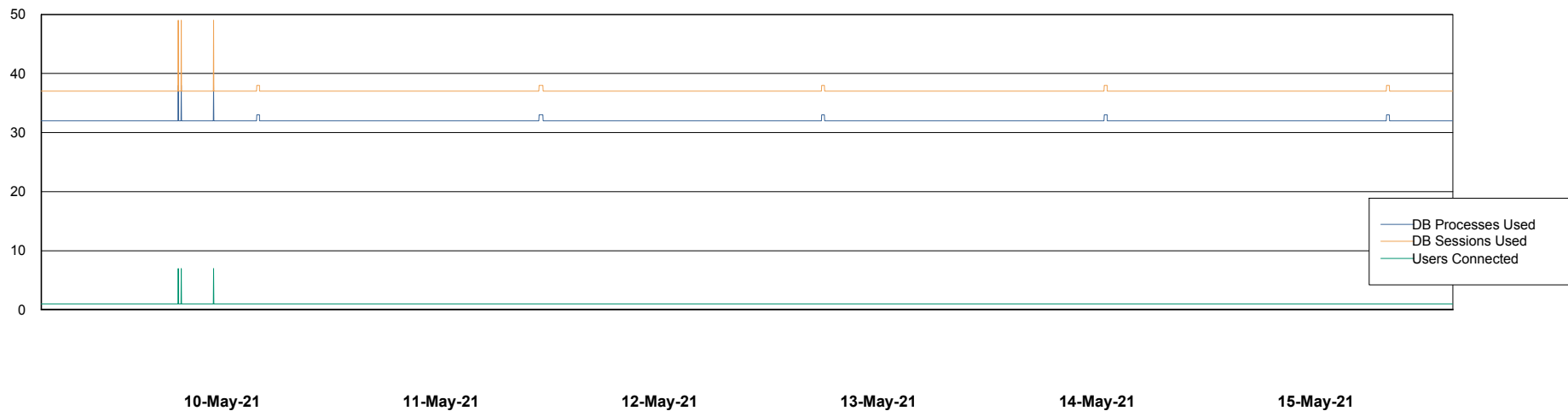


# Weekly SLA Customer Report

Customer SPI\_Production  
Database ID 49



## Database Performance SPIDB\_Standby



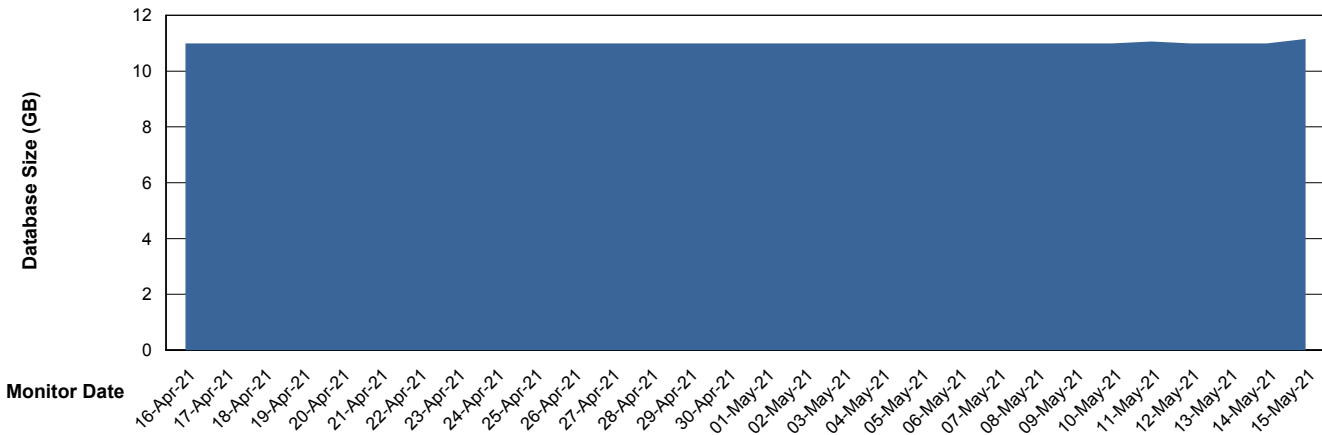
# Weekly SLA Customer Report

Customer SPI\_Production  
 Database ID 49



DATABASE SIZE SPIDB\_Production

Database growth over last month



Database Tablespace SPIDB\_Production

Date	Tablespace Name	Filesize (Gb)	Usedsize (Gb)	Percentage free
15-May-21	ABSDATA	5	4	20
	INDX	8	4	50
14-May-21	ABSDATA	5	4	20
	INDX	8	4	50
13-May-21	ABSDATA	5	4	20
	INDX	8	4	50
12-May-21	ABSDATA	5	4	20
	INDX	8	4	50
11-May-21	ABSDATA	5	4	20
	INDX	8	4	50
10-May-21	ABSDATA	5	4	20
	INDX	8	4	50
09-May-21	ABSDATA	4	4	0
	INDX	8	4	50