

# Weekly SLA Customer Report

Customer PCO Production  
Database ID 44



## Harddisk Usage PCO\_PRD\_ORACLE1

	Free disk space on C: (%)	Total disk space on C: (Gb)	Used disk space on C: (Gb)	Free disk space on D: (%)	Total disk space on D: (Gb)	Used disk space on D: (Gb)
15-May-21	76	447	106	41	1,676	996
14-May-21	76	447	106	41	1,676	993
13-May-21	76	447	106	41	1,676	993
12-May-21	76	447	106	41	1,676	992
11-May-21	76	447	106	41	1,676	992
10-May-21	76	447	106	41	1,676	992
09-May-21	76	447	106	41	1,676	992

## Harddisk Usage PCO\_PRD\_ORACLE2

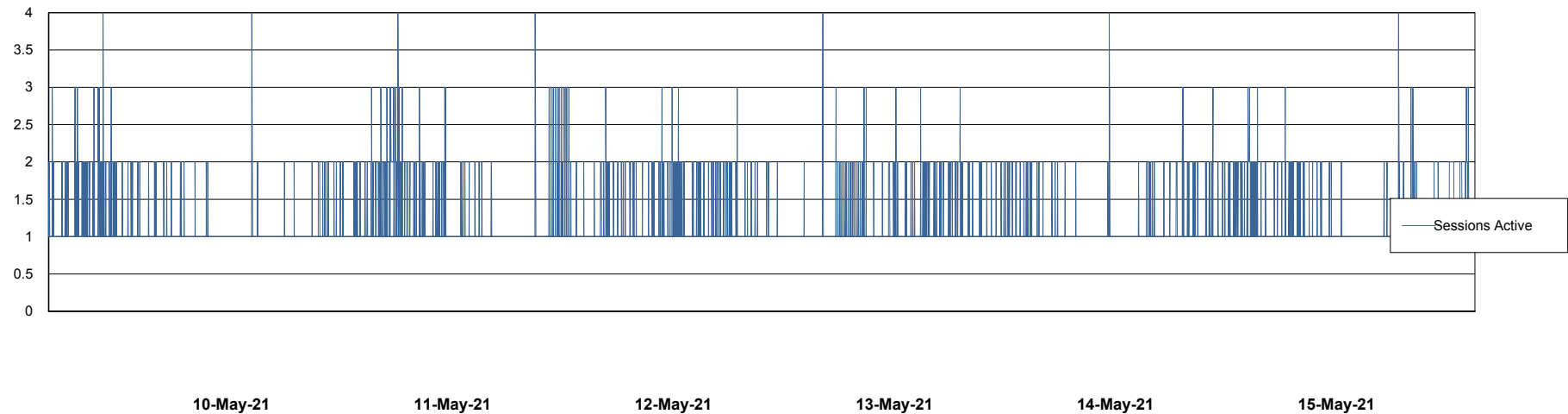
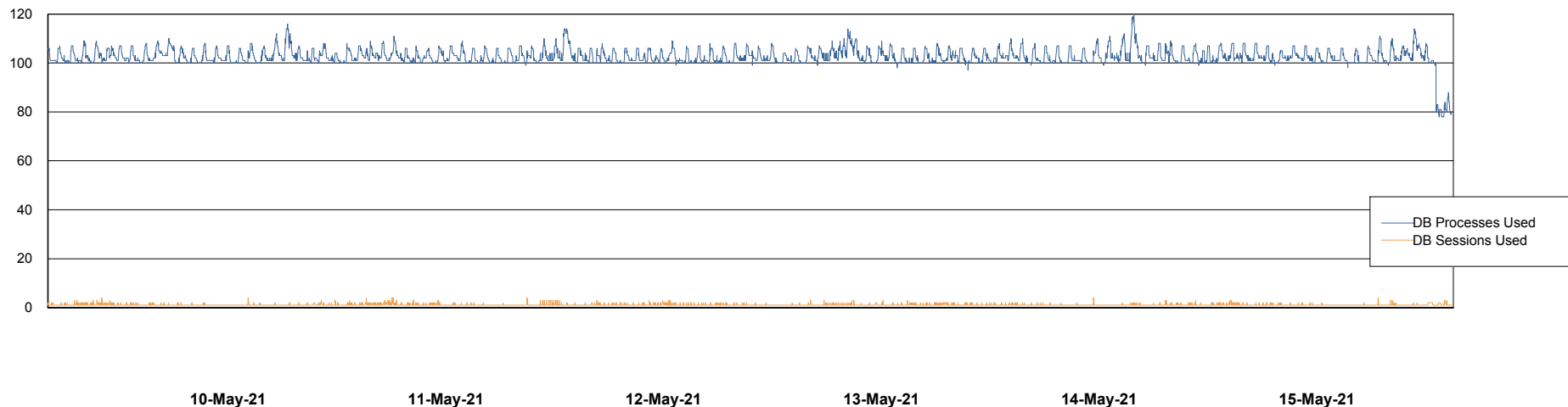
	Free disk space on C: (%)	Total disk space on C: (Gb)	Used disk space on C: (Gb)	Free disk space on D: (%)	Total disk space on D: (Gb)	Used disk space on D: (Gb)
15-May-21	83	279	47	25	838	630
14-May-21	83	279	47	25	838	629
13-May-21	83	279	47	25	838	629
12-May-21	83	279	47	25	838	629
11-May-21	83	279	47	25	838	629
10-May-21	83	279	47	25	838	629
09-May-21	83	279	47	25	838	629

# Weekly SLA Customer Report

Customer PCO Production  
Database ID 44



## Database Performance PCODB\_Production

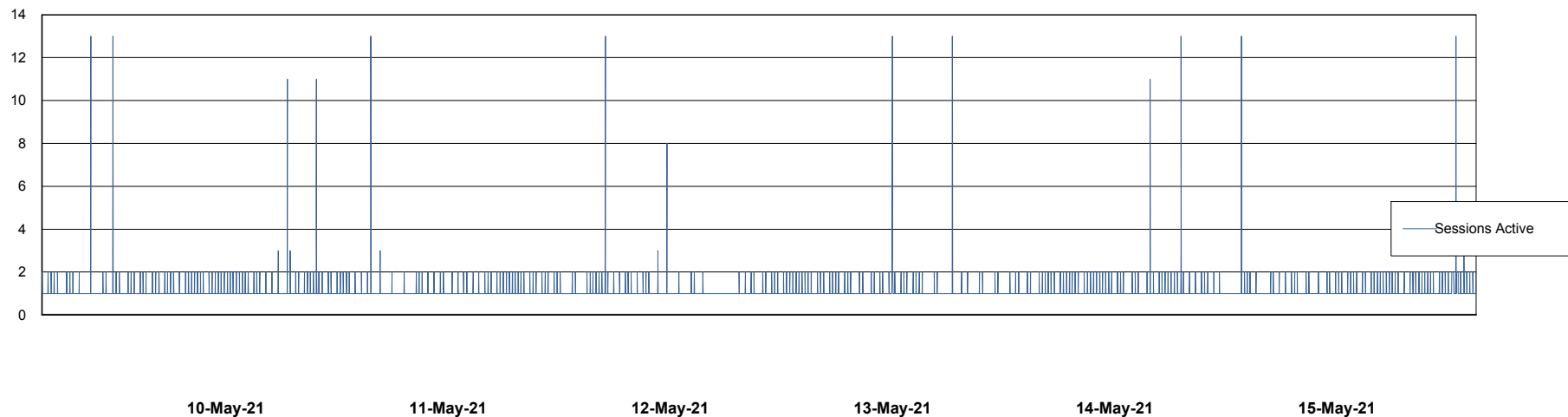
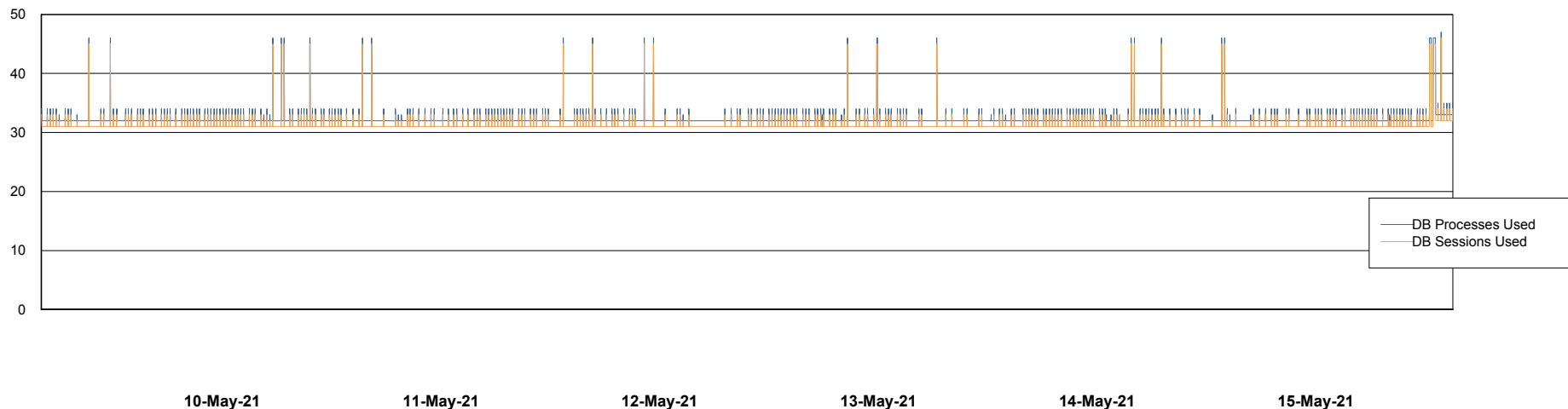


# Weekly SLA Customer Report

Customer PCO Production  
Database ID 44



## Database Performance PCODB\_Standby



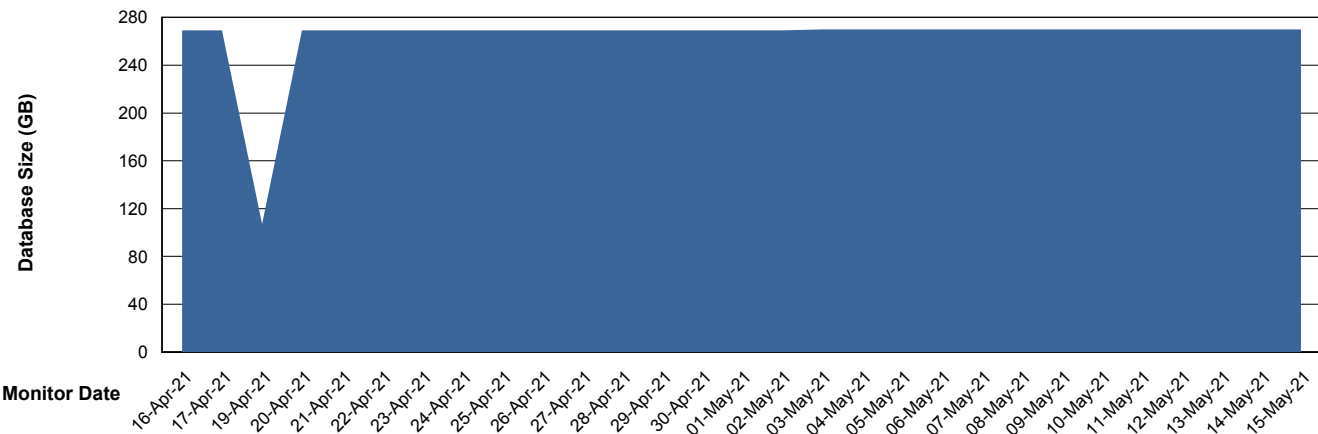
# Weekly SLA Customer Report

Customer PCO Production  
 Database ID 44



DATABASE SIZE PCODB\_Production

Database growth over last month



Database Tablespace PCODB\_Production

Date	Tablespace Name	Filesize (Gb)	Usedsize (Gb)	Percentage free
15-May-21	ABSDATA	238	107	55
	INDX	329	161	51
14-May-21	ABSDATA	238	107	55
	INDX	329	161	51
13-May-21	ABSDATA	238	107	55
	INDX	329	161	51
12-May-21	ABSDATA	238	107	55
	INDX	329	161	51
11-May-21	ABSDATA	238	107	55
	INDX	329	161	51
10-May-21	ABSDATA	238	107	55
	INDX	329	161	51
09-May-21	ABSDATA	238	107	55
	INDX	329	161	51

# Weekly SLA Customer Report

Customer PCO Production  
Database ID 44



Standby Database Health PCO Production

### Recovery lag for last 7 days

