

# Weekly SLA Customer Report

Customer KLA\_Production  
 Database ID 65



Harddisk Usage KLAHQORA03

	Free disk space on c: (%)	Total disk space on c: (Gb)	Free disk space on d: (%)	Total disk space on d: (Gb)
15-May-21	36	150	45	250
14-May-21	36	150	45	250
13-May-21	36	150	46	250
12-May-21	36	150	46	250
11-May-21	36	150	46	250
10-May-21	36	150	47	250
09-May-21	36	150	47	250

Harddisk Usage KLA\_STB

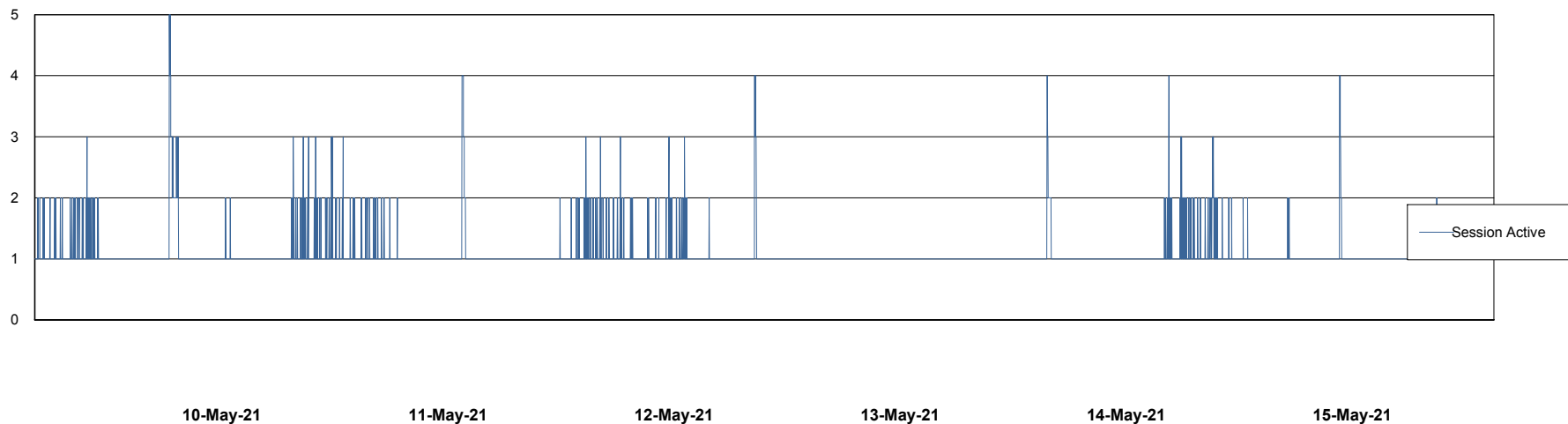
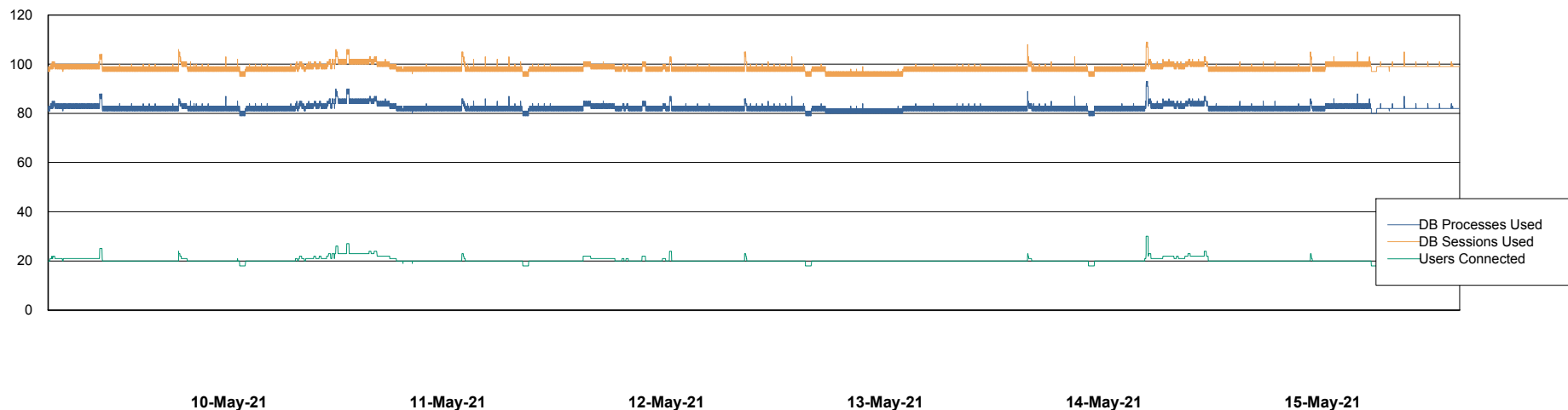
	Free disk space on c: (%)	Total disk space on c: (Gb)	Free disk space on d: (%)	Total disk space on d: (Gb)
15-May-21	53	250	36	200
14-May-21	53	250	36	200
13-May-21	53	250	36	200
12-May-21	53	250	36	200
11-May-21	53	250	36	200
10-May-21	53	250	36	200
09-May-21	53	250	36	200

# Weekly SLA Customer Report

Customer KLA\_Production  
Database ID 65



## Database Performance KLADB\_Production

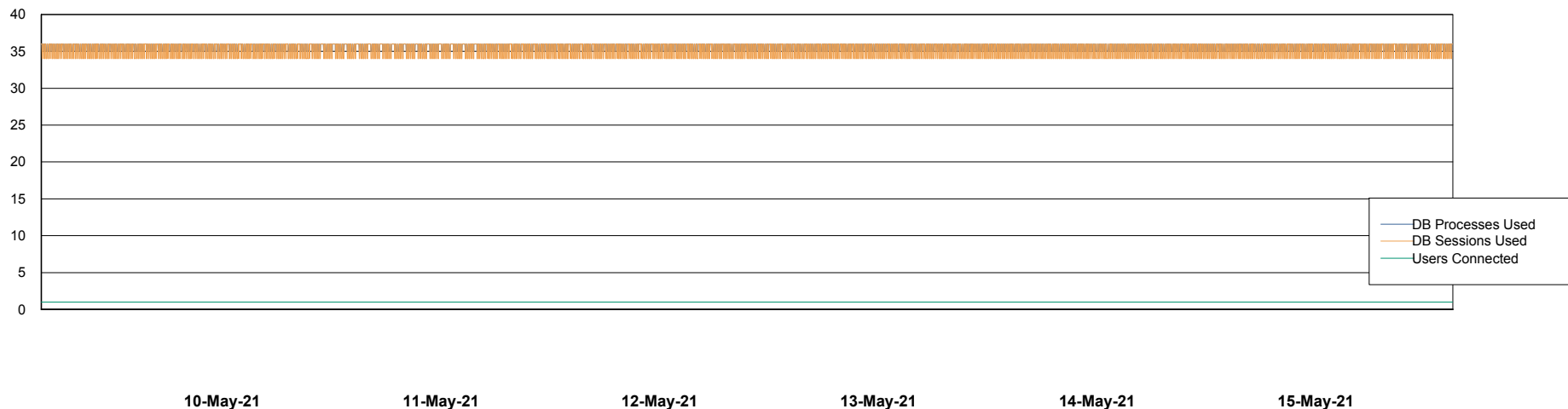


# Weekly SLA Customer Report

Customer KLA\_Production  
Database ID 65



## Database Performance KLADB\_Standby



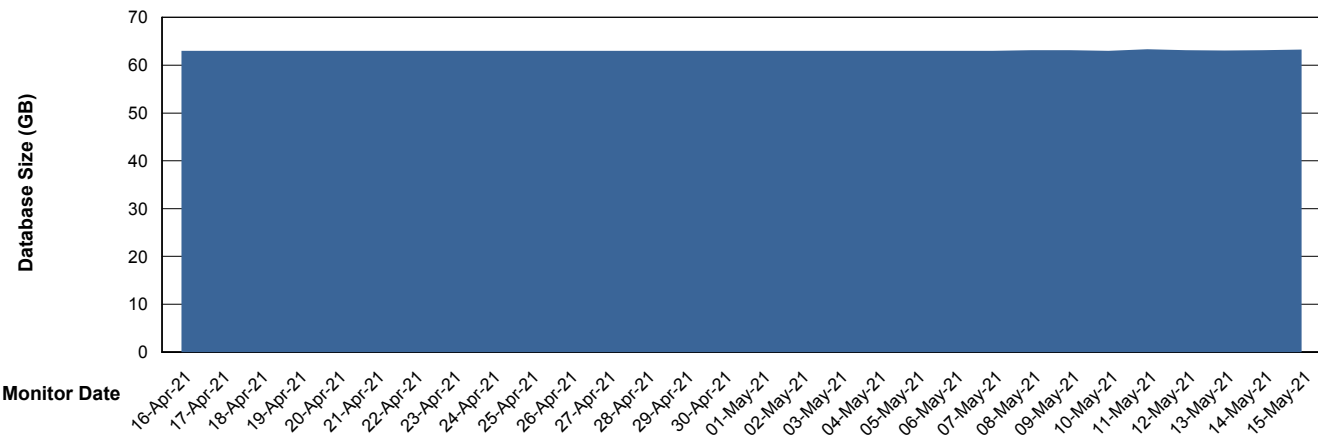
# Weekly SLA Customer Report

Customer KLA\_Production  
 Database ID 65



DATABASE SIZE KLADB\_Production

## Database growth over last month



Database Tablespace KLADB\_Production

Date	Tablespace Name	Filesize (Gb)	Usedsize (Gb)	Percentage free
15-May-21	ABSDATA	40	32	20
	INDX	40	29	28
14-May-21	ABSDATA	40	32	20
	INDX	40	29	28
13-May-21	ABSDATA	40	32	20
	INDX	40	29	28
12-May-21	ABSDATA	40	32	20
	INDX	40	29	28
11-May-21	ABSDATA	40	32	20
	INDX	40	29	28
10-May-21	ABSDATA	40	32	20
	INDX	40	29	28
09-May-21	ABSDATA	40	32	20
	INDX	40	29	28

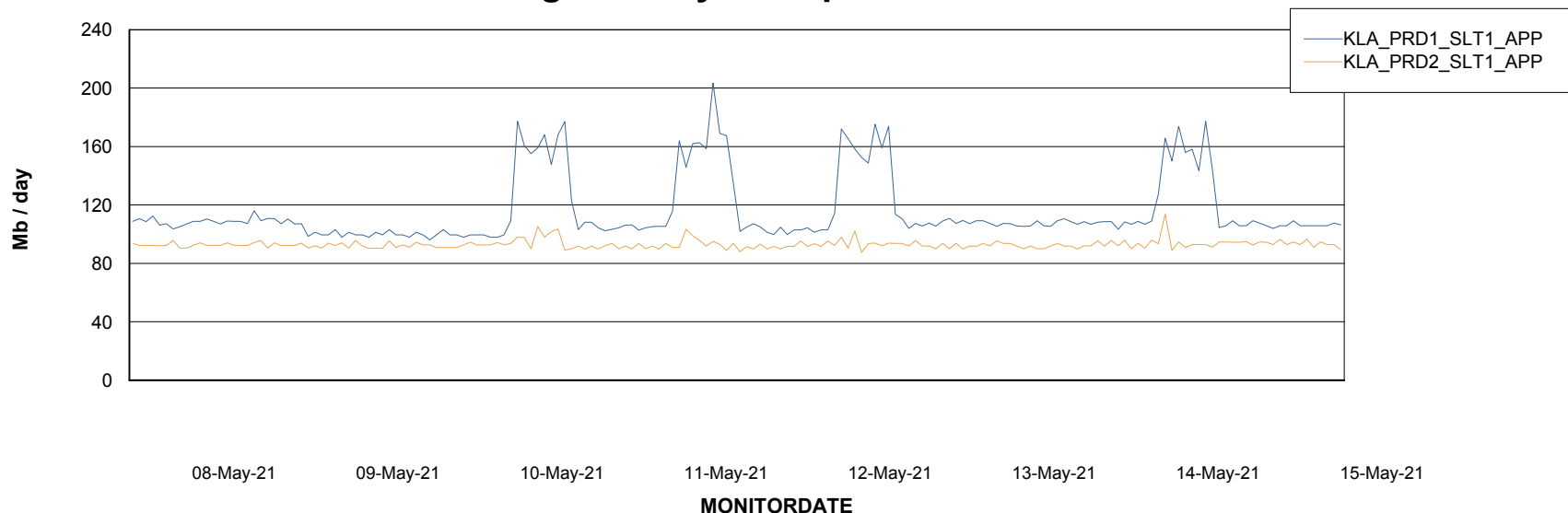
# Weekly SLA Customer Report

Customer KLA\_Production  
Database ID 65

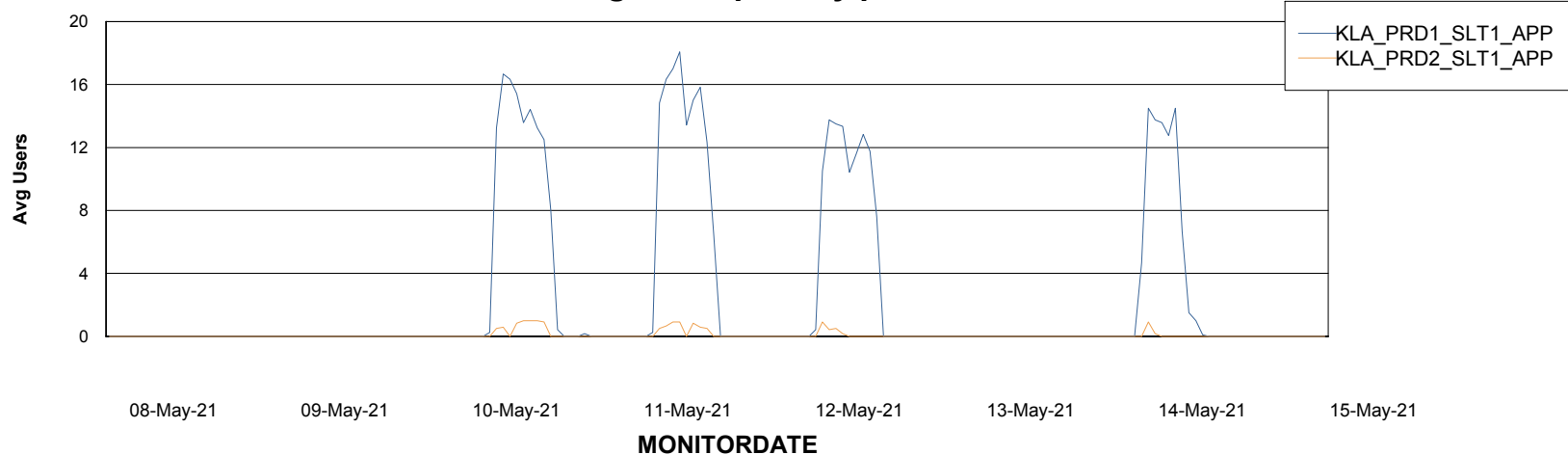


## ABSSolute Application Server Services

### Avg memory used per ABS Server Service



### Avg users per day per ABS server



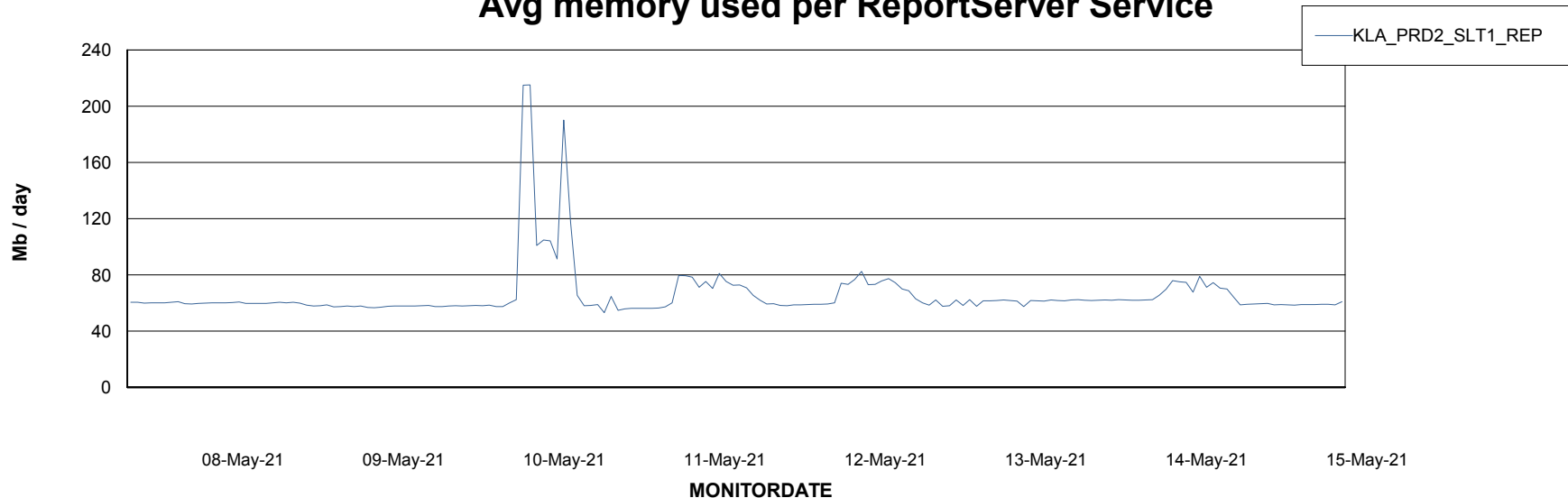
# Weekly SLA Customer Report

Customer KLA\_Production  
Database ID 65



## ABSSolute Application ReportServer Services

### Avg memory used per ReportServer Service



### Disaster per ABS component

