

# Weekly SLA Customer Report

Customer PHS\_Production  
Database ID 47



## Harddisk Usage PHS\_PRD\_GCAB992b

	Free disk space on C: (%)	Total disk space on C: (Gb)	Used disk space on C: (Gb)	Free disk space on D: (%)	Total disk space on D: (Gb)	Used disk space on D: (Gb)	Free disk space on E: (%)	Total disk space on E: (Gb)	Used disk space on E: (Gb)
01-May-21	44	99	56	15	450	380	89	200	22
30-Apr-21	44	99	56	15	450	382	89	200	23
29-Apr-21	44	99	56	15	450	382	87	200	27
28-Apr-21	44	99	56	15	450	381	87	200	26
27-Apr-21	44	99	56	16	450	380	87	200	25
26-Apr-21	44	99	56	16	450	377	89	200	23
25-Apr-21	44	99	56	17	450	375	90	200	20

## Harddisk Usage PHS\_PRD\_GCAB993b

	Free disk space on C: (%)	Total disk space on C: (Gb)	Used disk space on C: (Gb)	Free disk space on D: (%)	Total disk space on D: (Gb)	Used disk space on D: (Gb)	Free disk space on E: (%)	Total disk space on E: (Gb)	Used disk space on E: (Gb)
01-May-21	50	99	49	37	450	284	78	100	22
30-Apr-21	50	99	49	37	450	284	77	100	23
29-Apr-21	51	99	49	37	450	284	73	100	27
28-Apr-21	51	99	49	37	450	284	74	100	26
27-Apr-21	51	99	49	37	450	284	75	100	25
26-Apr-21	51	99	49	37	450	284	77	100	23
25-Apr-21	51	99	49	37	450	284	80	100	20

# Weekly SLA Customer Report

Customer PHS\_Production  
Database ID 47



Harddisk Usage PHS\_PRD\_GCAB994b

	Free disk space on C: (%)	Total disk space on C: (Gb)	Used disk space on C: (Gb)	Free disk space on D: (%)	Total disk space on D: (Gb)	Used disk space on D: (Gb)
01-May-21	45	99	55	33	450	300
30-Apr-21	45	99	55	33	450	300
29-Apr-21	45	99	55	33	450	300
28-Apr-21	45	99	55	33	450	300
27-Apr-21	45	99	55	33	450	300
26-Apr-21	45	99	55	33	450	300
25-Apr-21	45	99	55	33	450	299

Harddisk Usage PHS\_PRD\_GCAB995b

	Free disk space on C: (%)	Total disk space on C: (Gb)	Used disk space on C: (Gb)
01-May-21	49	49	25
30-Apr-21	49	49	25
29-Apr-21	49	49	25
28-Apr-21	49	49	25
27-Apr-21	49	49	25
26-Apr-21	49	49	25
25-Apr-21	49	49	25

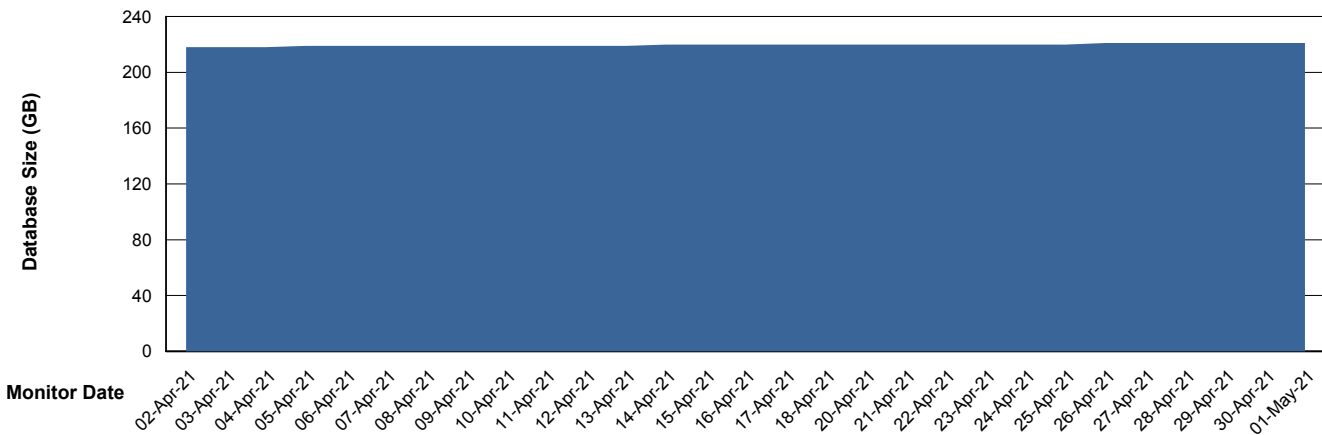
# Weekly SLA Customer Report

Customer PHS\_Production  
 Database ID 47



DATABASE SIZE PHSDB\_Production

Database growth over last month



Database Tablespace PHSDB\_Production

Date	Tablespace Name	Filesize (Gb)	Usedsize (Gb)	Percentage free
01-May-21	ABSDATA	116	95	18
	INDX	153	127	17
30-Apr-21	ABSDATA	116	95	18
	INDX	153	127	17
29-Apr-21	ABSDATA	116	95	18
	INDX	153	127	17
28-Apr-21	ABSDATA	116	95	18
	INDX	153	126	17
27-Apr-21	ABSDATA	116	95	18
	INDX	153	126	17
26-Apr-21	ABSDATA	116	95	18
	INDX	153	126	17
25-Apr-21	ABSDATA	116	95	18
	INDX	153	126	18

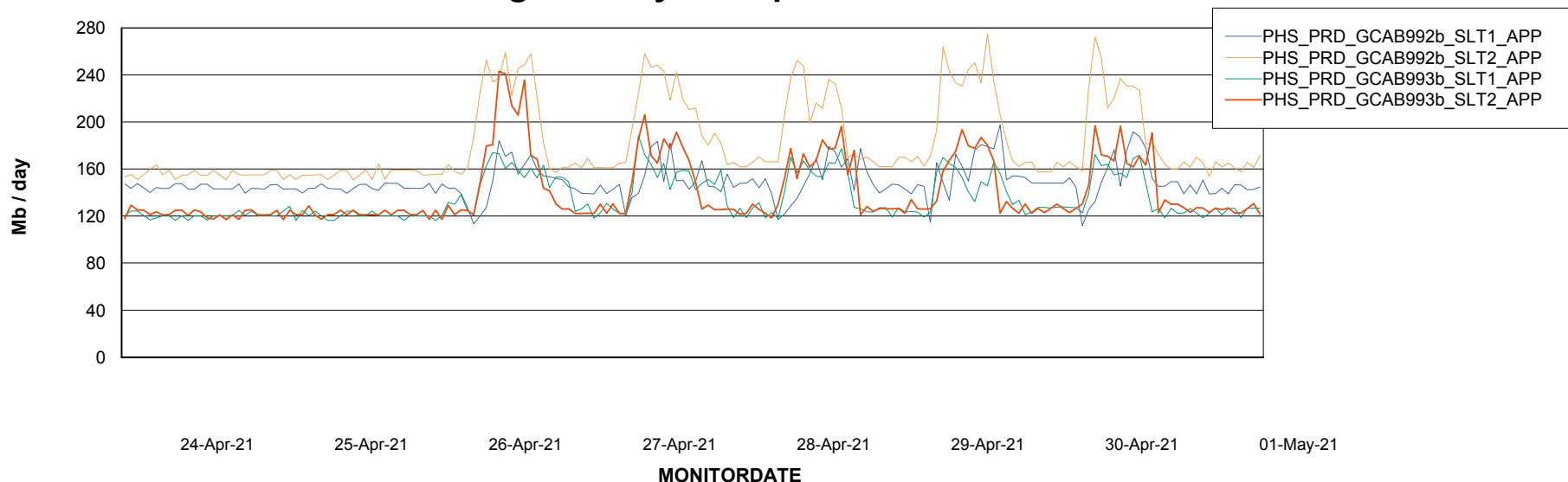
# Weekly SLA Customer Report

Customer PHS\_Production  
Database ID 47

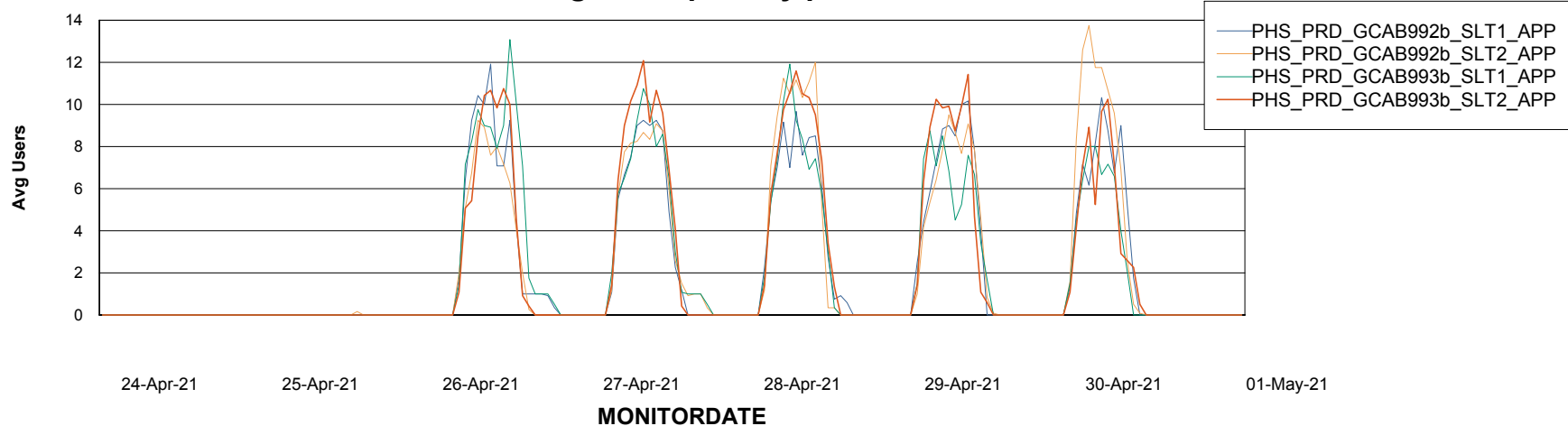


## ABSSolute Application Server Services

### Avg memory used per ABS Server Service



### Avg users per day per ABS server



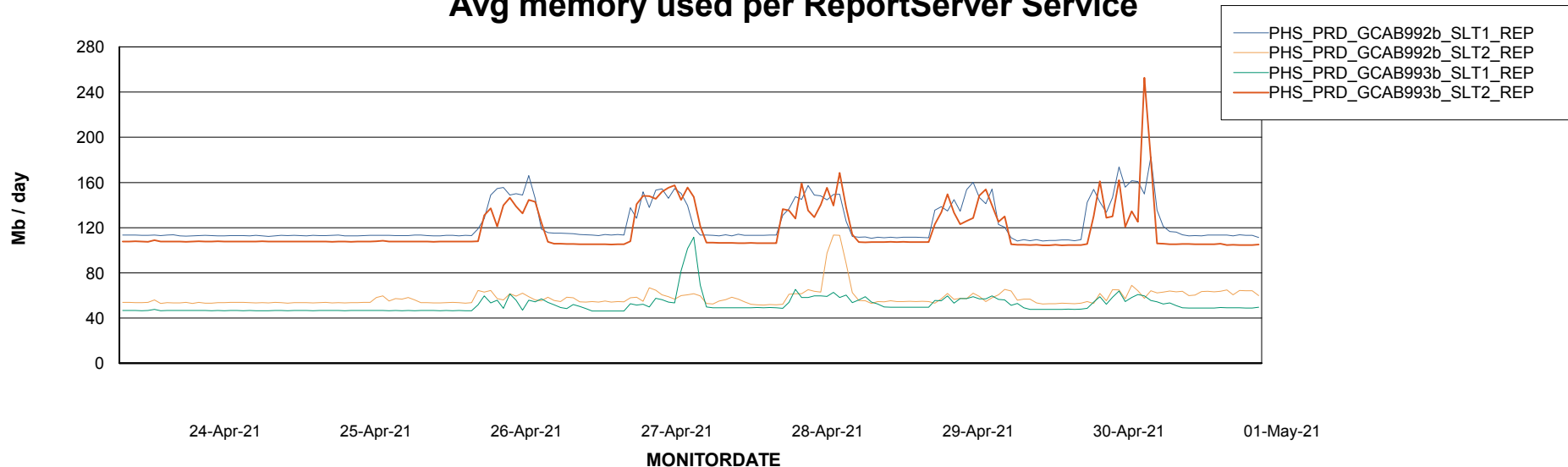
# Weekly SLA Customer Report

Customer PHS\_Production  
Database ID 47



## ABSSolute Application ReportServer Services

### Avg memory used per ReportServer Service



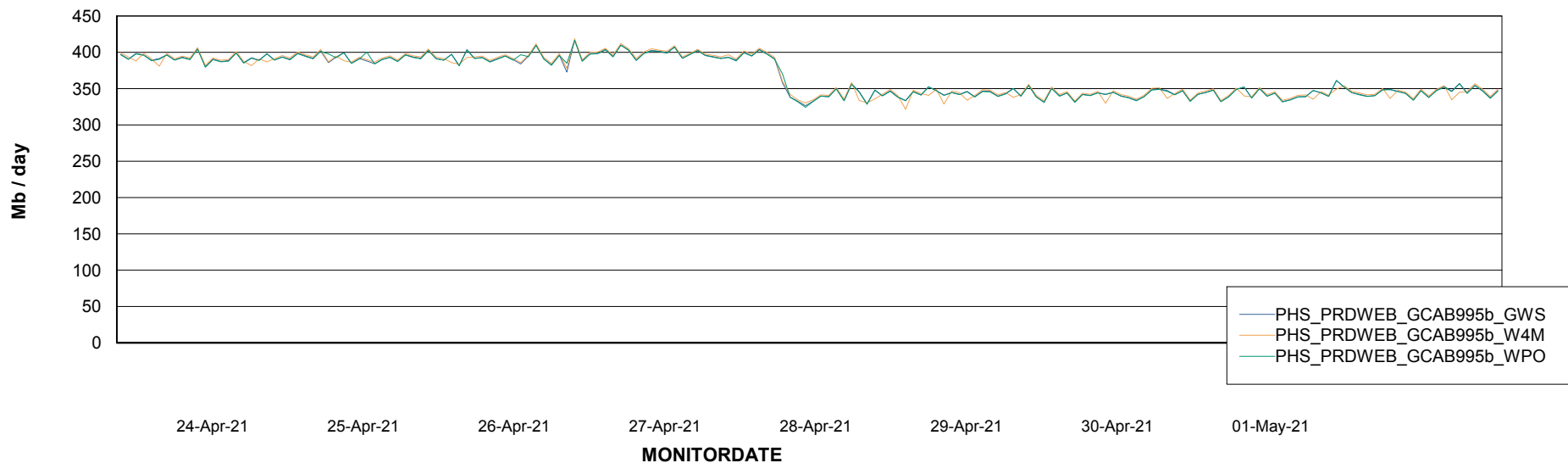
# Weekly SLA Customer Report

Customer PHS\_Production  
Database ID 47



## ABSSolute Web Component Services

### Avg memory used per ABS Web component



# Weekly SLA Customer Report

Customer PHS\_Production  
Database ID 47



### Disaster per ABS component

