

# Weekly SLA Customer Report

Customer DFD Production  
Database ID 39



## Harddisk Usage DFD\_PRD\_ABSAPP1

	Free disk space on c: (%)	Total disk space on c: (Gb)
01-May-21	31	90
30-Apr-21	31	90
29-Apr-21	31	90
28-Apr-21	31	90
27-Apr-21	31	90
26-Apr-21	31	90
25-Apr-21	31	90

## Harddisk Usage DFD\_PRD\_ABSAPP2

	Free disk space on c: (%)	Total disk space on c: (Gb)
01-May-21	39	100
30-Apr-21	39	100
29-Apr-21	39	100
28-Apr-21	39	100
27-Apr-21	39	100
26-Apr-21	39	100
25-Apr-21	39	100

# Weekly SLA Customer Report

Customer DFD Production  
Database ID 39



## Harddisk Usage DFD\_PRD\_ABSAPP3

	Free disk space on c: (%)	Total disk space on c: (Gb)
01-May-21	21	70
30-Apr-21	21	70
29-Apr-21	21	70
28-Apr-21	22	70
27-Apr-21	22	70
26-Apr-21	22	70
25-Apr-21	22	70

## Harddisk Usage DFD\_PRD\_BI1

	Free disk space on c: (%)	Total disk space on c: (Gb)	Free disk space on e: (%)	Total disk space on e: (Gb)
01-May-21	77	150	19	200
30-Apr-21	77	150	19	200
29-Apr-21	77	150	19	200
28-Apr-21	77	150	19	200
27-Apr-21	37	150	20	200
26-Apr-21	15	150	20	200
25-Apr-21	15	150	20	200

# Weekly SLA Customer Report

Customer DFD Production  
Database ID 39



Harddisk Usage DFD\_PRD\_ORACLE1

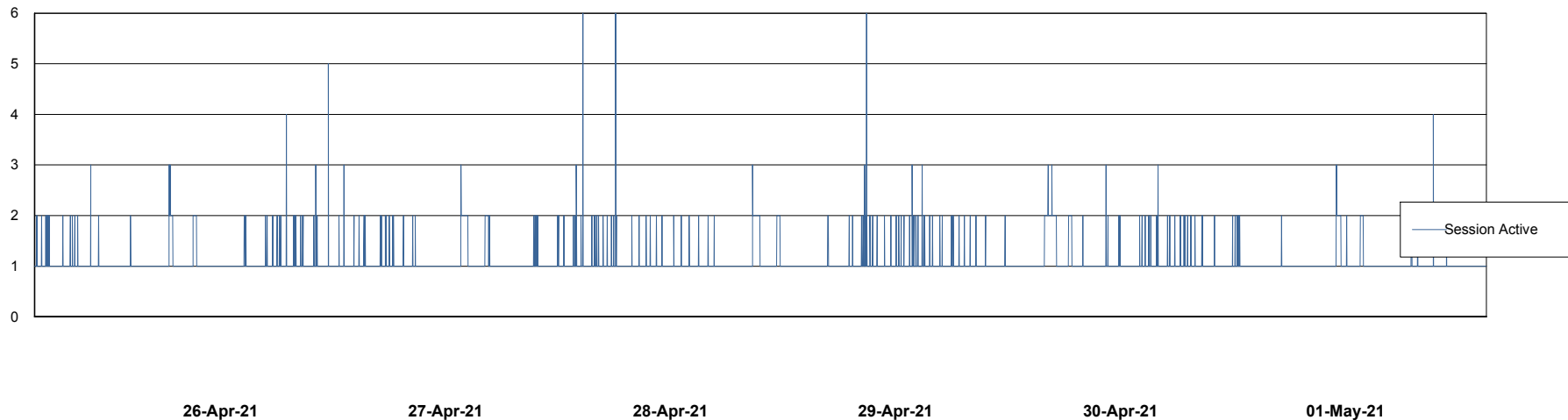
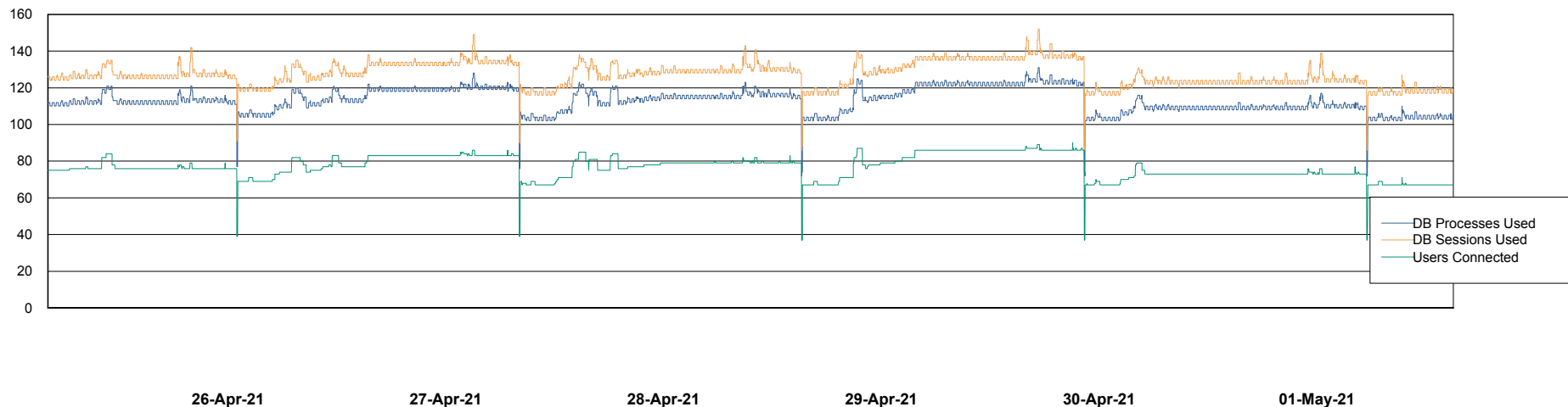
	Free disk space on c: (%)	Total disk space on c: (Gb)	Free disk space on d: (%)	Total disk space on d: (Gb)	Free disk space on e: (%)	Total disk space on e: (Gb)	Free disk space on f: (%)	Total disk space on f: (Gb)
01-May-21	25	78	72	479	23	550	66	800
30-Apr-21	25	78	72	479	23	550	66	800
29-Apr-21	25	78	72	479	23	550	66	800
28-Apr-21	25	78	72	479	23	550	66	800
27-Apr-21	25	78	72	479	23	550	66	800
26-Apr-21	25	78	72	479	23	550	66	800
25-Apr-21	25	78	72	479	23	550	66	800

# Weekly SLA Customer Report

Customer DFD Production  
Database ID 39



## Database Performance DFDDB\_Production

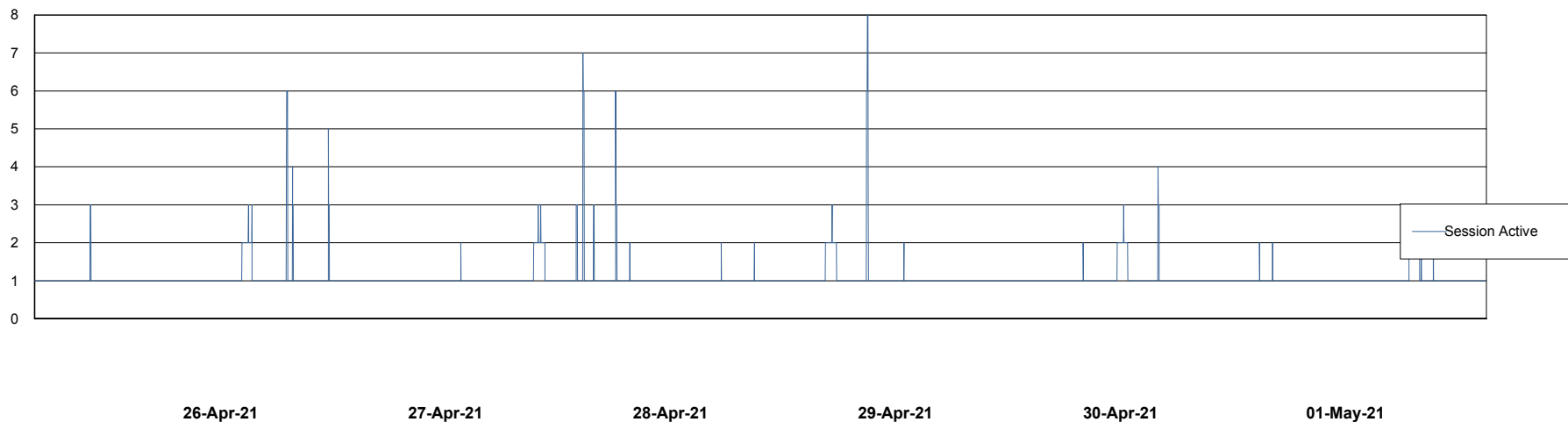
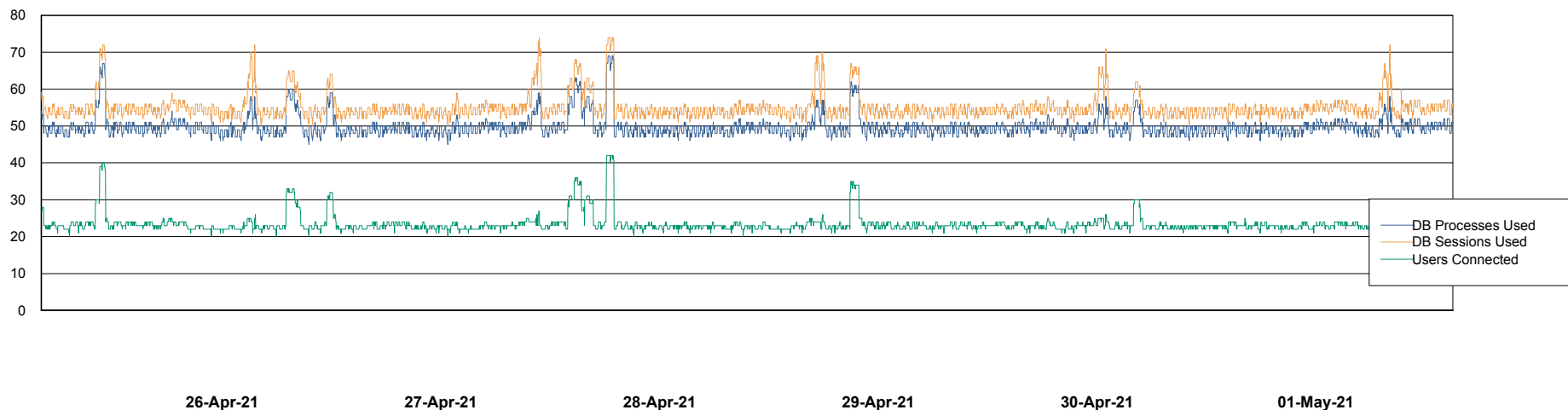


# Weekly SLA Customer Report

Customer DFD Production  
Database ID 39



## Database Performance DFDDDBI\_Production



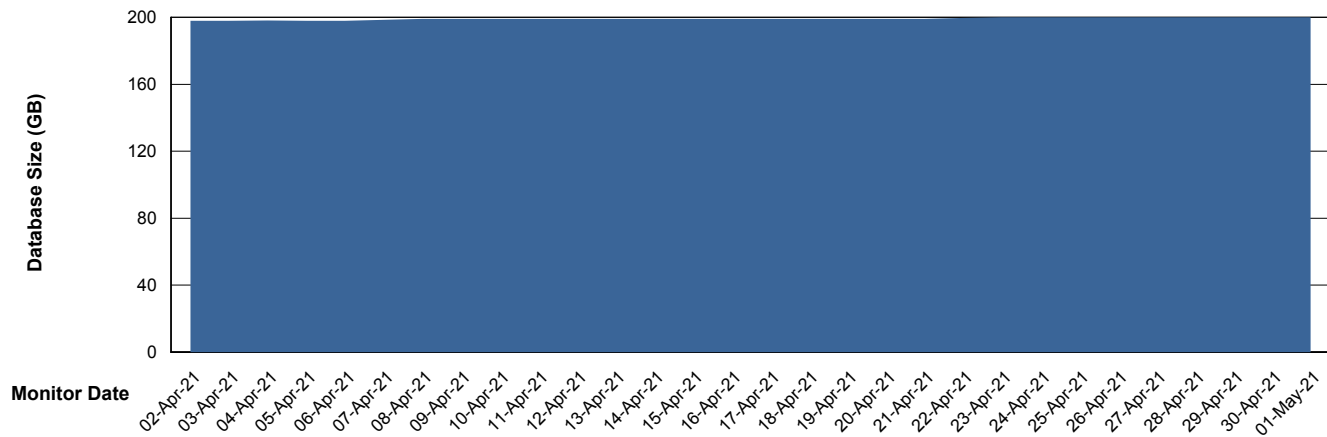
# Weekly SLA Customer Report

Customer DFD Production  
Database ID 39



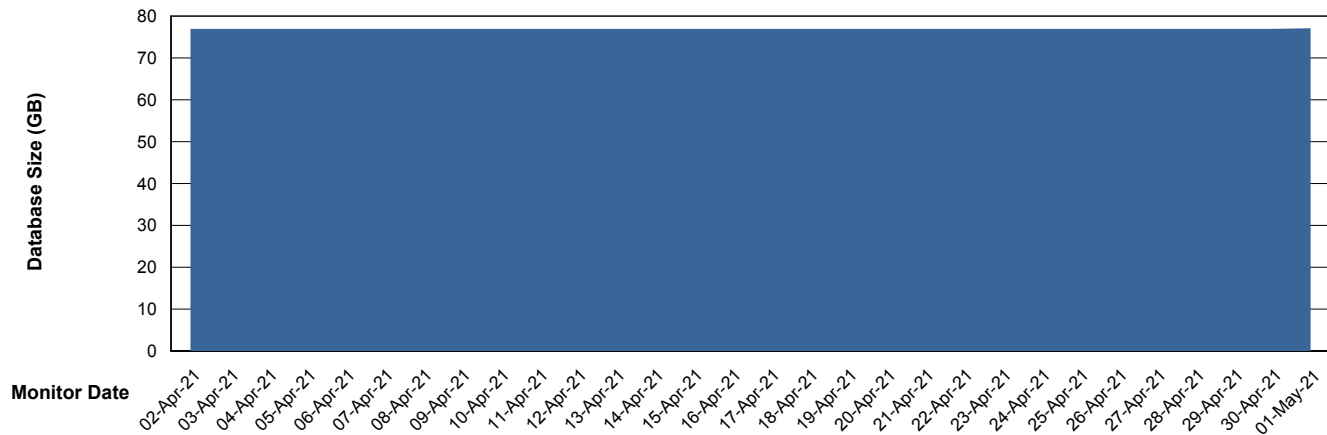
DATABASE SIZE DFDDDB\_Production

### Database growth over last month



DATABASE SIZE DFDDDBI\_Production

### Database growth over last month



# Weekly SLA Customer Report

Customer DFD Production  
 Database ID 39



Database Tablespace DFDDDB\_Production

Date	Tablespace Name	Filesize (Gb)	Usedsize (Gb)	Percentage free
01-May-21	ABSDATA	83	65	22
	INDX	161	132	18
30-Apr-21	ABSDATA	83	65	22
	INDX	161	132	18
29-Apr-21	ABSDATA	83	65	22
	INDX	161	132	18
28-Apr-21	ABSDATA	83	65	22
	INDX	161	132	18
27-Apr-21	ABSDATA	83	65	22
	INDX	161	132	18
26-Apr-21	ABSDATA	83	65	22
	INDX	161	132	18
25-Apr-21	ABSDATA	83	65	22
	INDX	161	132	18

# Weekly SLA Customer Report

Customer DFD Production  
 Database ID 39



Database Tablespace DFDDDBI\_Production

Date	Tablespace Name	Filesize (Gb)	Usedsize (Gb)	Percentage free
01-May-21	ABSDATA	45	37	18
	INDX	42	35	17
30-Apr-21	ABSDATA	45	37	18
	INDX	42	35	17
29-Apr-21	ABSDATA	45	37	18
	INDX	42	35	17
28-Apr-21	ABSDATA	45	37	18
	INDX	42	35	17
27-Apr-21	ABSDATA	45	37	18
	INDX	42	35	17
26-Apr-21	ABSDATA	44	37	16
	INDX	41	35	15
25-Apr-21	ABSDATA	44	37	16
	INDX	41	35	15

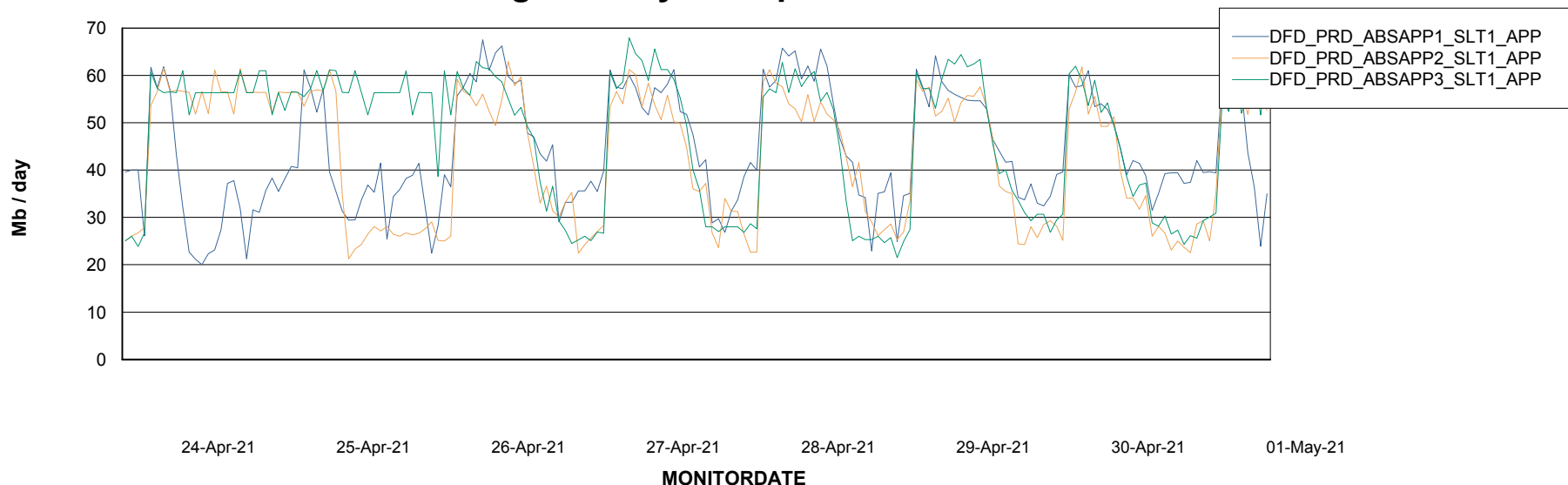
# Weekly SLA Customer Report

Customer DFD Production  
Database ID 39

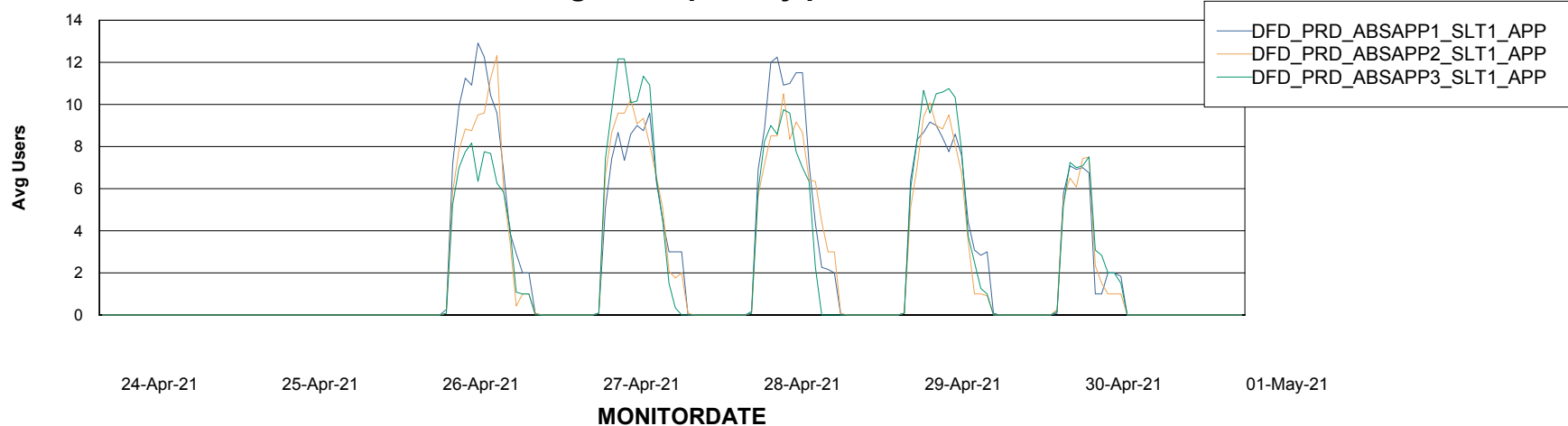


## ABSSolute Application Server Services

### Avg memory used per ABS Server Service



### Avg users per day per ABS server



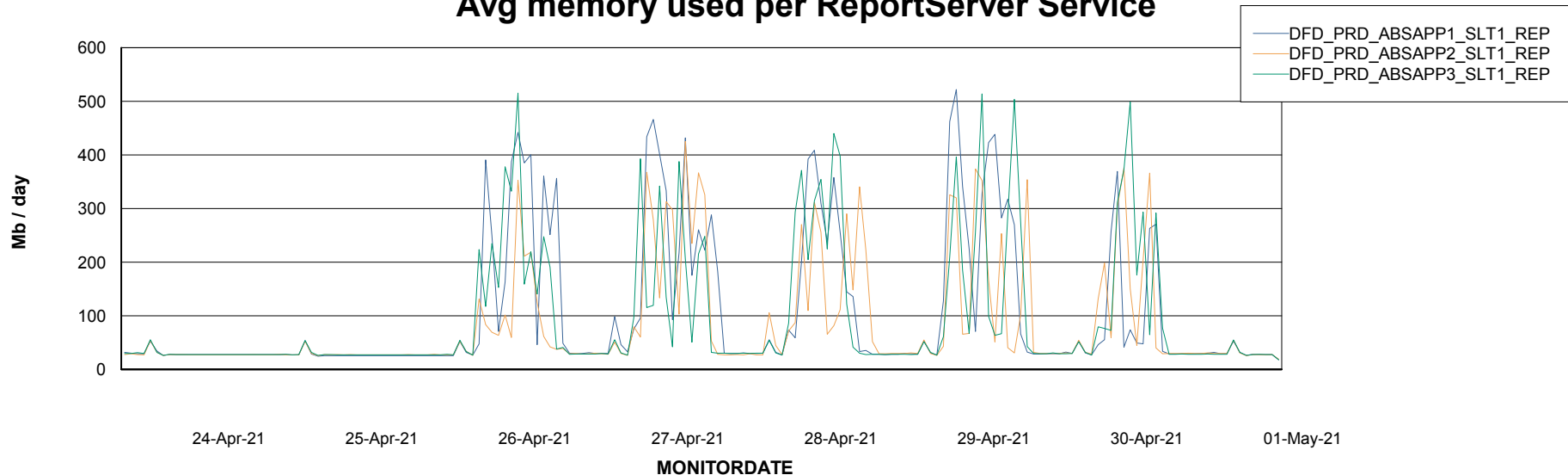
# Weekly SLA Customer Report

Customer DFD Production  
Database ID 39



## ABSSolute Application ReportServer Services

### Avg memory used per ReportServer Service



### Disaster per ABS component

