

# Weekly SLA Customer Report

Customer BCM\_Production  
Database ID 81



## Harddisk Usage BCM\_ABS-DEVBD-02 Standby DB Server

	Free disk space on C: (%)	Total disk space on C: (Gb)	Used disk space on C: (Gb)	Free disk space on D: (%)	Total disk space on D: (Gb)	Used disk space on D: (Gb)	Free disk space on E: (%)	Total disk space on E: (Gb)	Used disk space on E: (Gb)
17-Apr-21	29	100	71	62	200	76	70	50	15
16-Apr-21	29	0	71	62	200	76	71	0	15
15-Apr-21	29	0	71	62	200	76	67	50	14
14-Apr-21	30	0	70	62	200	76	66	0	16
13-Apr-21	31	100	69	62	200	75	68	50	15
12-Apr-21	31	0	69	62	200	76	71	0	15
11-Apr-21	31	0	68	62	200	76	70	50	16

## Harddisk Usage BCM\_ABS-PRODBD-02 Production DB Server

	Free disk space on C: (%)	Total disk space on C: (Gb)	Used disk space on C: (Gb)	Free disk space on D: (%)	Total disk space on D: (Gb)	Used disk space on D: (Gb)	Free disk space on E: (%)	Total disk space on E: (Gb)	Used disk space on E: (Gb)
17-Apr-21	56	100	44	74	200	52	80	250	51
16-Apr-21	56	100	44	75	200	51	80	250	51
15-Apr-21	56	100	44	75	200	50	80	250	51
14-Apr-21	56	100	44	75	200	50	80	250	51
13-Apr-21	56	100	44	75	200	50	80	250	51
12-Apr-21	55	100	44	75	200	50	80	250	51
11-Apr-21	55	100	44	74	200	52	77	250	57

# Weekly SLA Customer Report

Customer BCM\_Production  
Database ID 81



## Harddisk Usage BCM\_PRD\_ABS-DEVPROD-02

	Free disk space on C: (%)	Total disk space on C: (Gb)	Used disk space on C: (Gb)
17-Apr-21	58	126	53
16-Apr-21	58	126	53
15-Apr-21	58	126	53
14-Apr-21	58	126	53
13-Apr-21	61	126	50
12-Apr-21	48	126	65
11-Apr-21	48	126	65

## Harddisk Usage BCM\_PRD\_ABS-DEVWEB-02

	Free disk space on C: (%)	Total disk space on C: (Gb)	Used disk space on C: (Gb)
17-Apr-21	31	79	55
16-Apr-21	31	79	55
15-Apr-21	31	79	55
14-Apr-21	30	79	55
13-Apr-21	31	79	55
12-Apr-21	31	79	55
11-Apr-21	31	79	55

# Weekly SLA Customer Report

Customer BCM\_Production  
Database ID 81



Harddisk Usage BCM\_PRD\_ABS-PROD-02

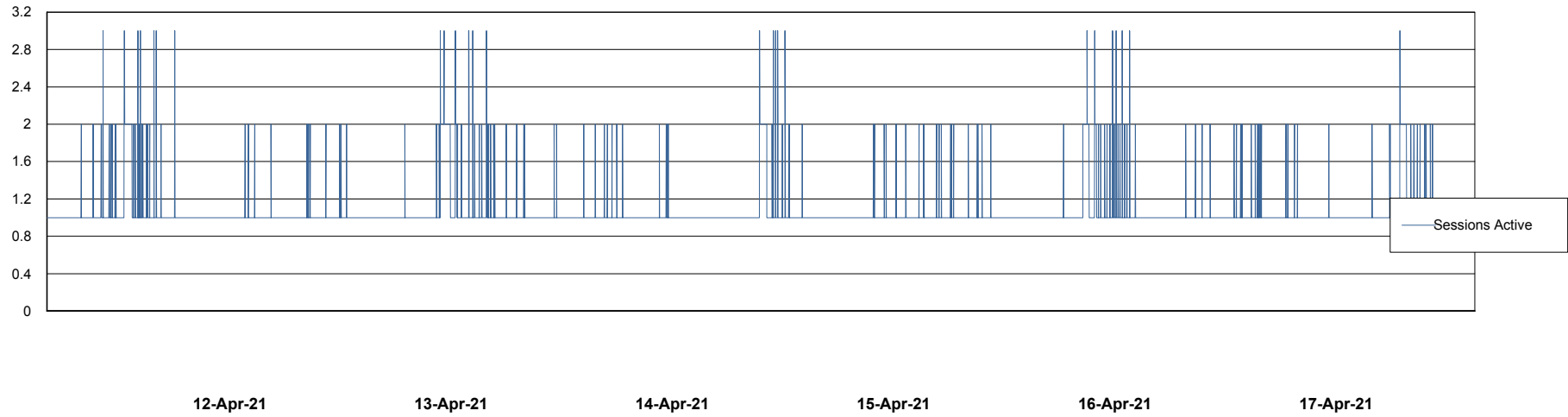
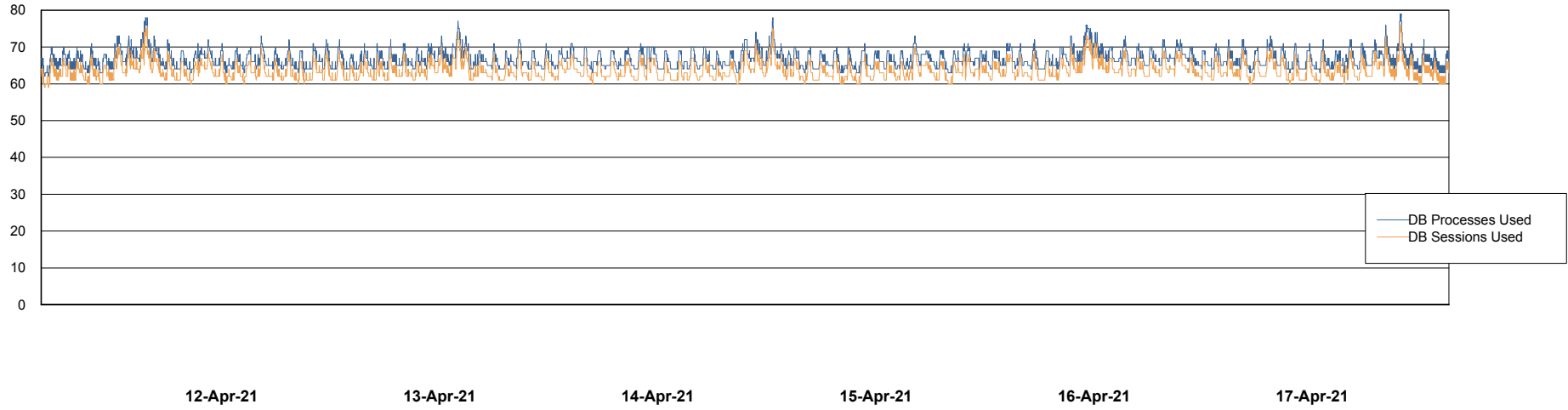
	Free disk space on C: (%)	Total disk space on C: (Gb)	Used disk space on C: (Gb)
17-Apr-21	27	100	73
16-Apr-21	27	100	72
15-Apr-21	27	100	72
14-Apr-21	27	100	73
13-Apr-21	27	100	72
12-Apr-21	27	100	72
11-Apr-21	27	100	72

# Weekly SLA Customer Report

Customer BCM\_Production  
Database ID 81



## Database Performance BCMDB\_ABS1 Production Database

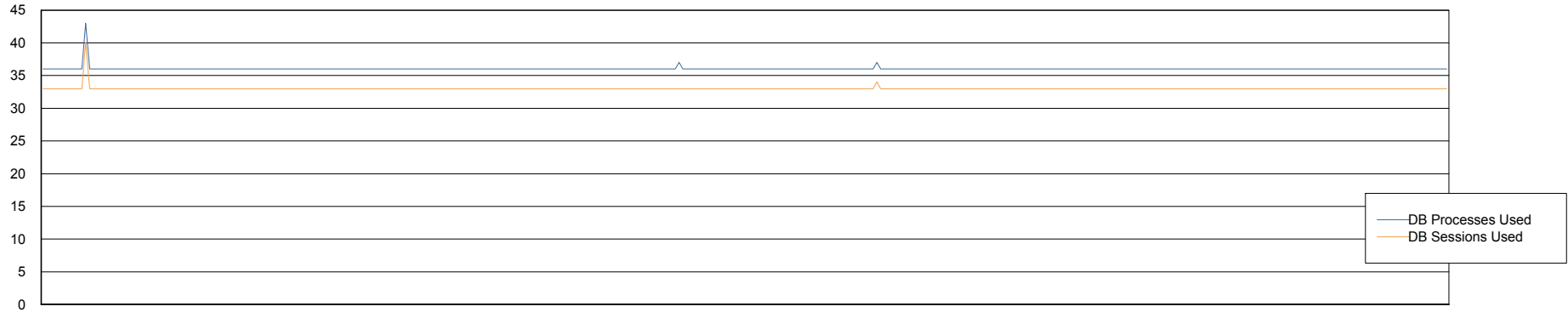


# Weekly SLA Customer Report


Customer BCM\_Production  
Database ID 81



## Database Performance BCMDB\_ABS1SB Standby Database



17-Apr-21



17-Apr-21

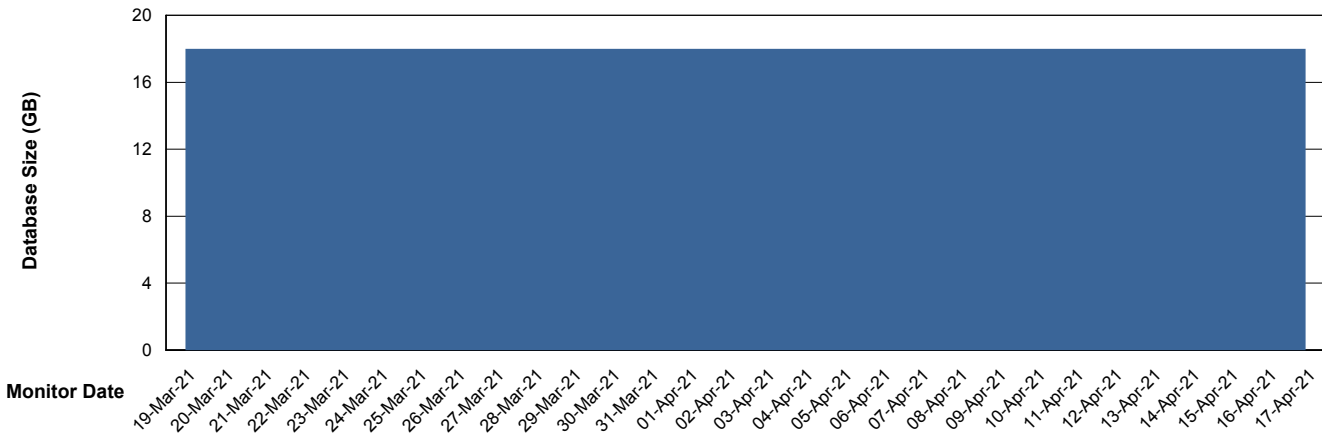
# Weekly SLA Customer Report

Customer BCM\_Production  
 Database ID 81



DATABASE SIZE BCMDB\_ABS1 Production Database

## Database growth over last month



Database Tablespace BCMDB\_ABS1 Production Database

Date	Tablespace Name	Filesize (Gb)	Usedsize (Gb)	Percentage free
17-Apr-21	ABSDATA	5	4	15
	INDX	10	8	18
16-Apr-21	ABSDATA	5	4	13
	INDX	10	8	18
15-Apr-21	ABSDATA	5	4	13
	INDX	10	8	18
14-Apr-21	ABSDATA	5	4	12
	INDX	10	8	18
13-Apr-21	ABSDATA	5	4	16
	INDX	10	8	18
12-Apr-21	ABSDATA	5	4	11
	INDX	10	8	18
11-Apr-21	ABSDATA	5	4	11
	INDX	10	8	18

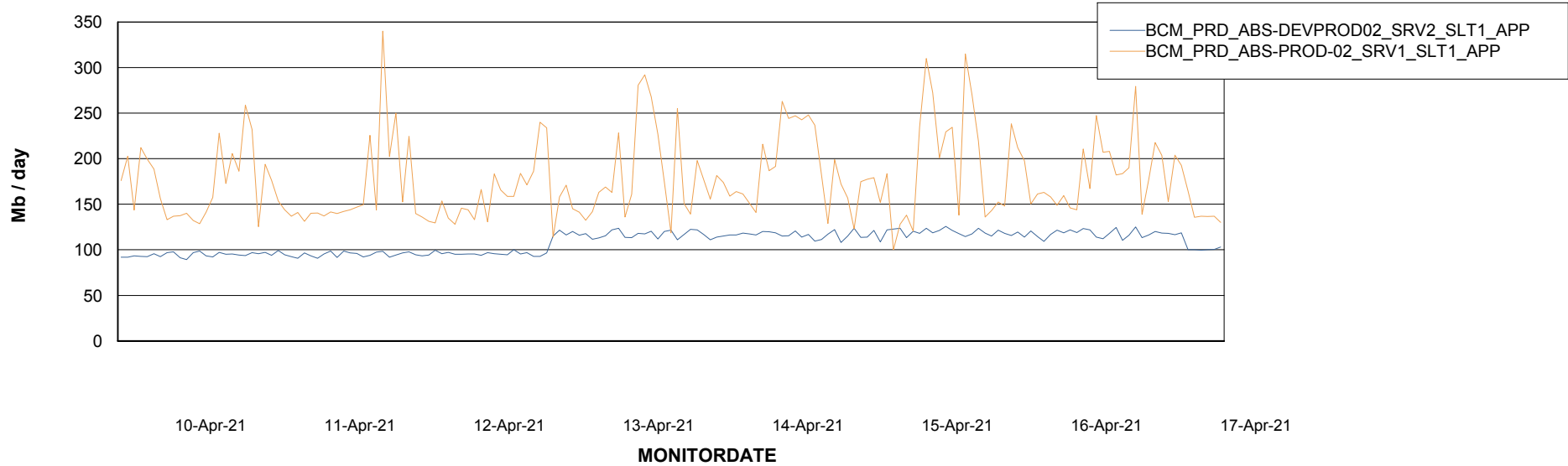
# Weekly SLA Customer Report

Customer BCM\_Production  
Database ID 81

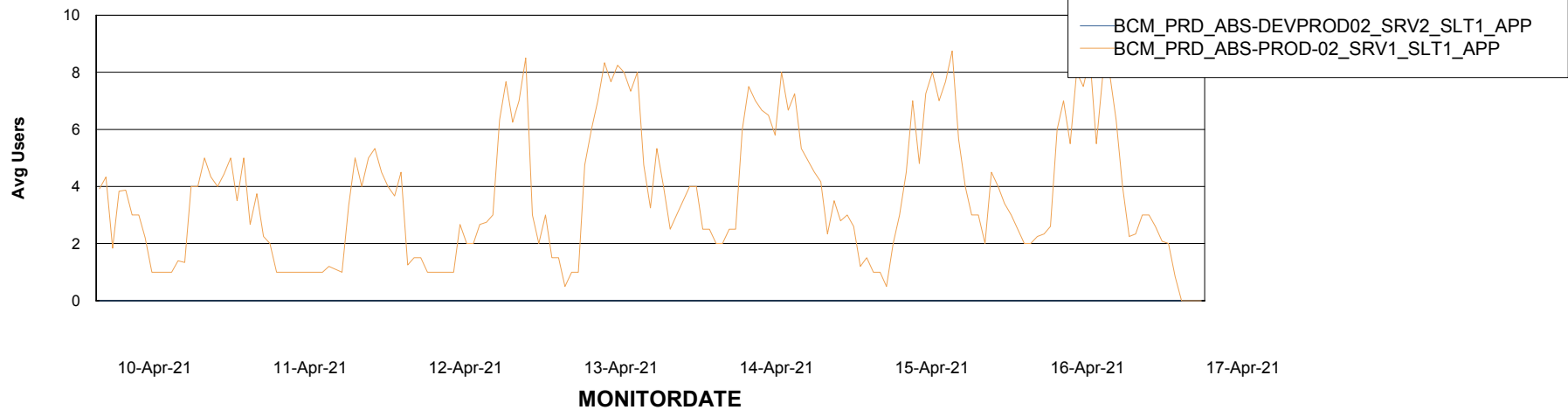


## ABSSolute Application Server Services

### Avg memory used per ABS Server Service



### Avg users per day per ABS server



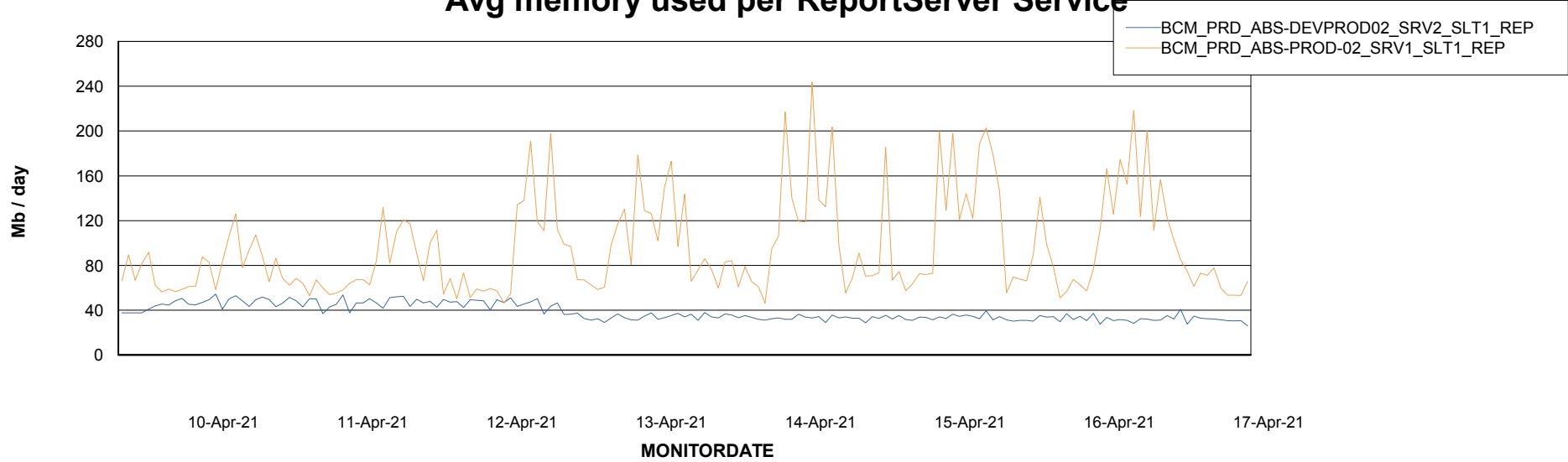
# Weekly SLA Customer Report

Customer BCM\_Production  
Database ID 81



## ABSSolute Application ReportServer Services

### Avg memory used per ReportServer Service



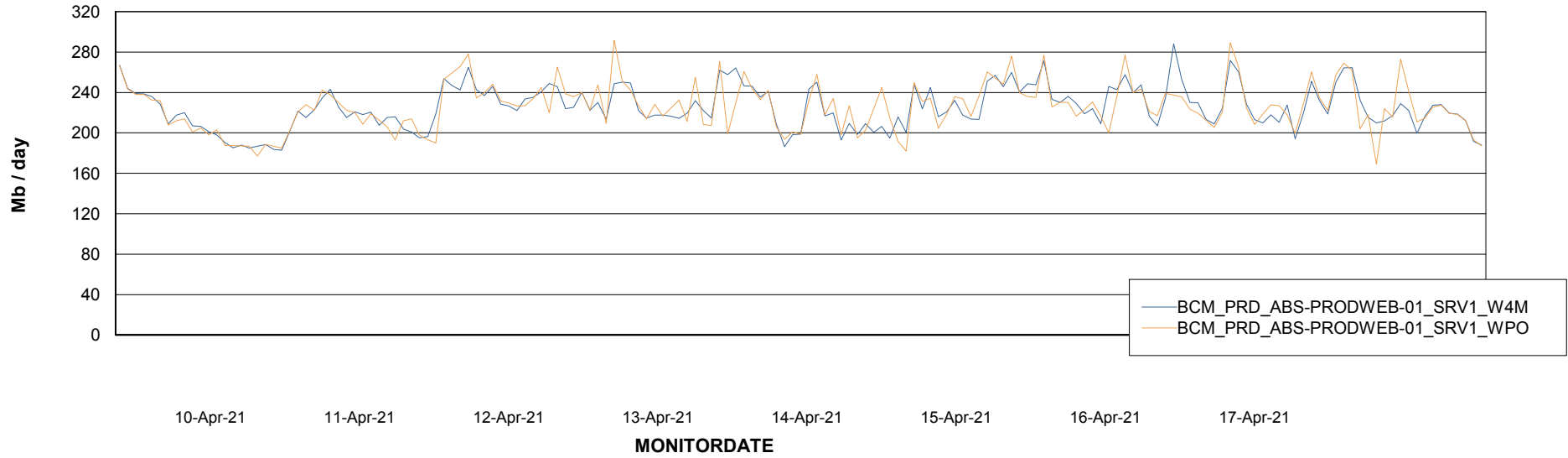
# Weekly SLA Customer Report

Customer BCM\_Production  
Database ID 81



## ABSSolute Web Component Services

### Avg memory used per ABS Web component



# Weekly SLA Customer Report

Customer BCM\_Production  
Database ID 81



## Disaster per ABS component

