

# Weekly SLA Customer Report

Customer PHS\_Production  
Database ID 47



## Harddisk Usage PHS\_PRD\_GCAB992b

	Free disk space on C: (%)	Total disk space on C: (Gb)	Used disk space on C: (Gb)	Free disk space on D: (%)	Total disk space on D: (Gb)	Used disk space on D: (Gb)	Free disk space on E: (%)	Total disk space on E: (Gb)	Used disk space on E: (Gb)
10-Apr-21	45	99	55	12	450	394	89	200	22
09-Apr-21	45	99	55	16	450	376	88	200	23
08-Apr-21	45	99	55	16	450	376	87	200	27
07-Apr-21	45	99	55	17	450	375	87	200	25
06-Apr-21	45	99	55	17	450	374	88	200	25
05-Apr-21	45	99	54	17	450	372	89	200	22
04-Apr-21	45	99	54	19	450	367	90	200	21

## Harddisk Usage PHS\_PRD\_GCAB993b

	Free disk space on C: (%)	Total disk space on C: (Gb)	Used disk space on C: (Gb)	Free disk space on D: (%)	Total disk space on D: (Gb)	Used disk space on D: (Gb)	Free disk space on E: (%)	Total disk space on E: (Gb)	Used disk space on E: (Gb)
10-Apr-21	52	99	48	38	450	280	78	100	22
09-Apr-21	52	99	48	38	450	280	77	100	23
08-Apr-21	52	99	48	38	450	280	73	100	27
07-Apr-21	52	99	48	38	450	280	75	100	25
06-Apr-21	52	99	48	38	450	280	75	100	25
05-Apr-21	52	99	48	38	450	280	78	100	22
04-Apr-21	52	99	47	38	450	280	79	100	21

# Weekly SLA Customer Report

Customer PHS\_Production  
 Database ID 47



Harddisk Usage PHS\_PRD\_GCAB994b

	Free disk space on C: (%)	Total disk space on C: (Gb)	Used disk space on C: (Gb)	Free disk space on D: (%)	Total disk space on D: (Gb)	Used disk space on D: (Gb)
10-Apr-21	48	99	52	36	450	289
09-Apr-21	48	99	52	36	450	289
08-Apr-21	48	99	52	35	450	293
07-Apr-21	48	99	52	35	450	294
06-Apr-21	48	99	52	35	450	294
05-Apr-21	48	99	52	35	450	294
04-Apr-21	48	99	52	35	450	294

Harddisk Usage PHS\_PRD\_GCAB995b

	Free disk space on C: (%)	Total disk space on C: (Gb)	Used disk space on C: (Gb)
10-Apr-21	48	49	26
09-Apr-21	48	49	26
08-Apr-21	48	49	26
07-Apr-21	48	49	26
06-Apr-21	48	49	26
05-Apr-21	48	49	26
04-Apr-21	48	49	26

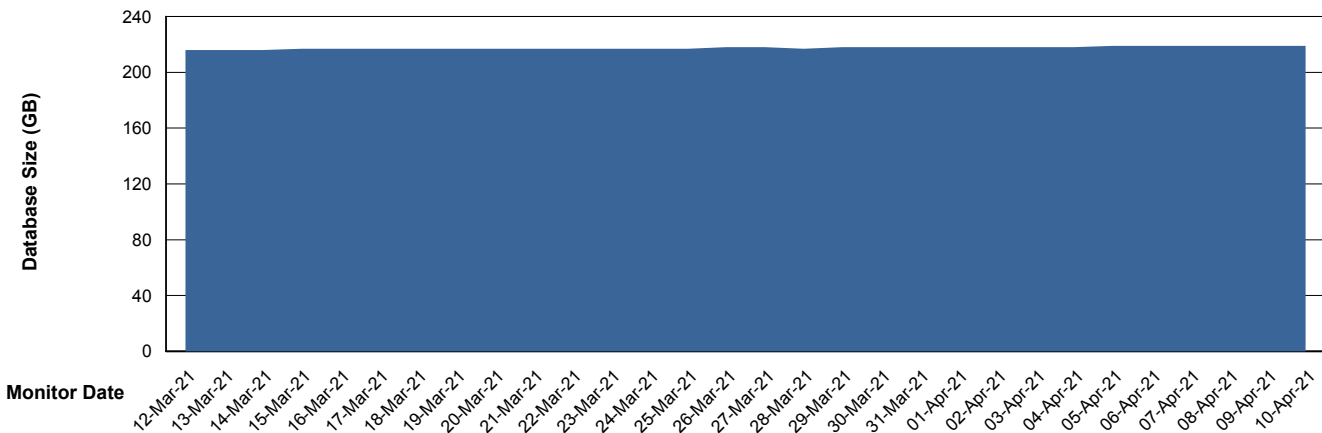
# Weekly SLA Customer Report

Customer PHS\_Production  
 Database ID 47



DATABASE SIZE PHSDB\_Production

Database growth over last month



Database Tablespace PHSDB\_Production

Date	Tablespace Name	Filesize (Gb)	Usedsize (Gb)	Percentage free
10-Apr-21	ABSDATA	116	94	19
	INDX	149	125	16
09-Apr-21	ABSDATA	116	94	19
	INDX	149	125	16
08-Apr-21	ABSDATA	116	94	19
	INDX	149	125	16
07-Apr-21	ABSDATA	116	94	19
	INDX	149	125	16
06-Apr-21	ABSDATA	116	94	19
	INDX	149	125	16
05-Apr-21	ABSDATA	116	94	19
	INDX	149	125	16
04-Apr-21	ABSDATA	116	94	19
	INDX	149	125	16

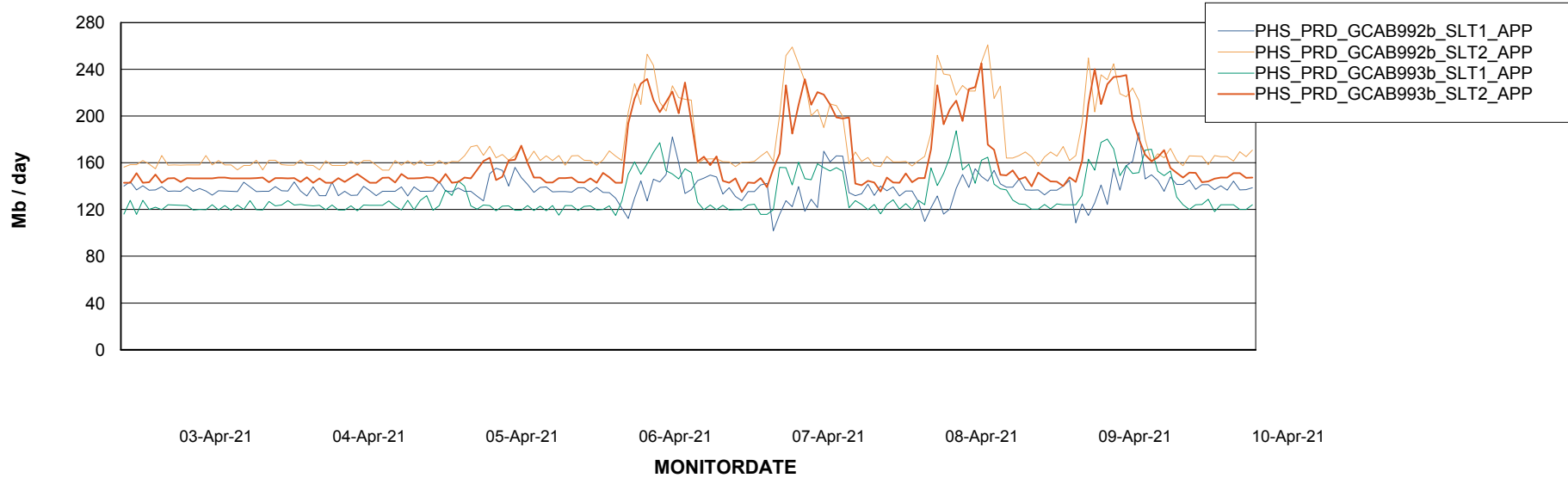
# Weekly SLA Customer Report

Customer PHS\_Production  
Database ID 47

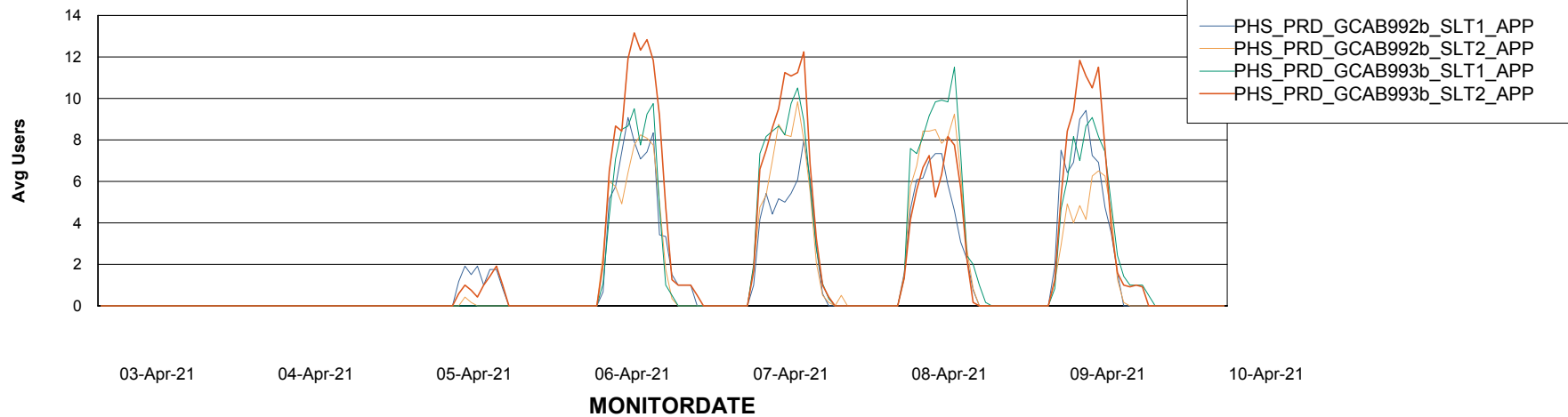


## ABSSolute Application Server Services

### Avg memory used per ABS Server Service



### Avg users per day per ABS server



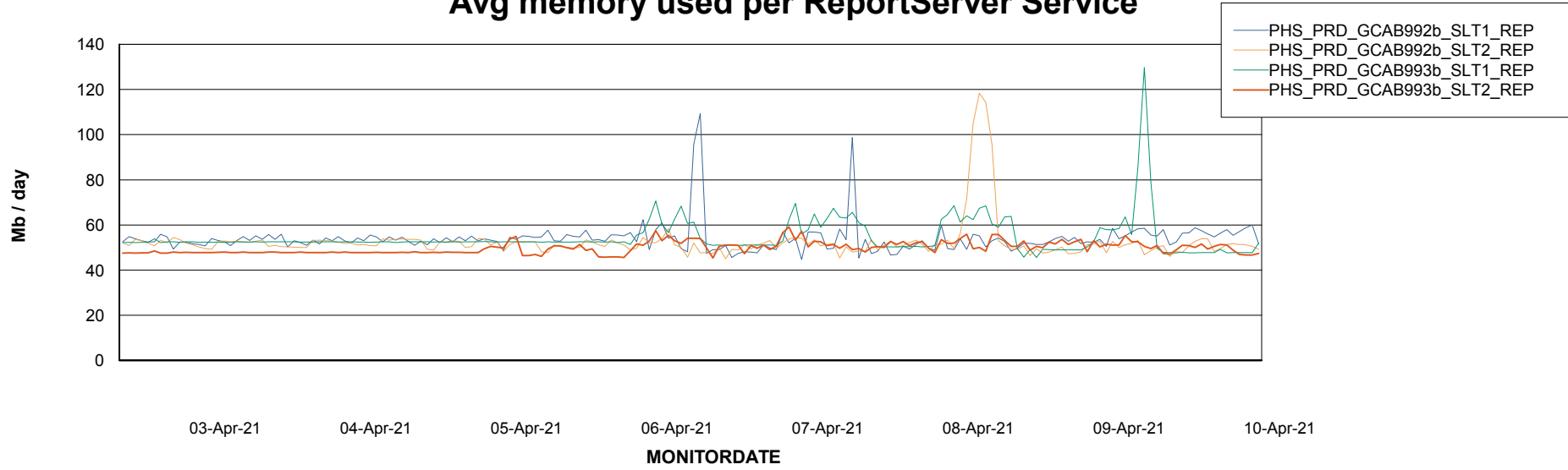
# Weekly SLA Customer Report

Customer PHS\_Production  
Database ID 47



## ABSSolute Application ReportServer Services

### Avg memory used per ReportServer Service



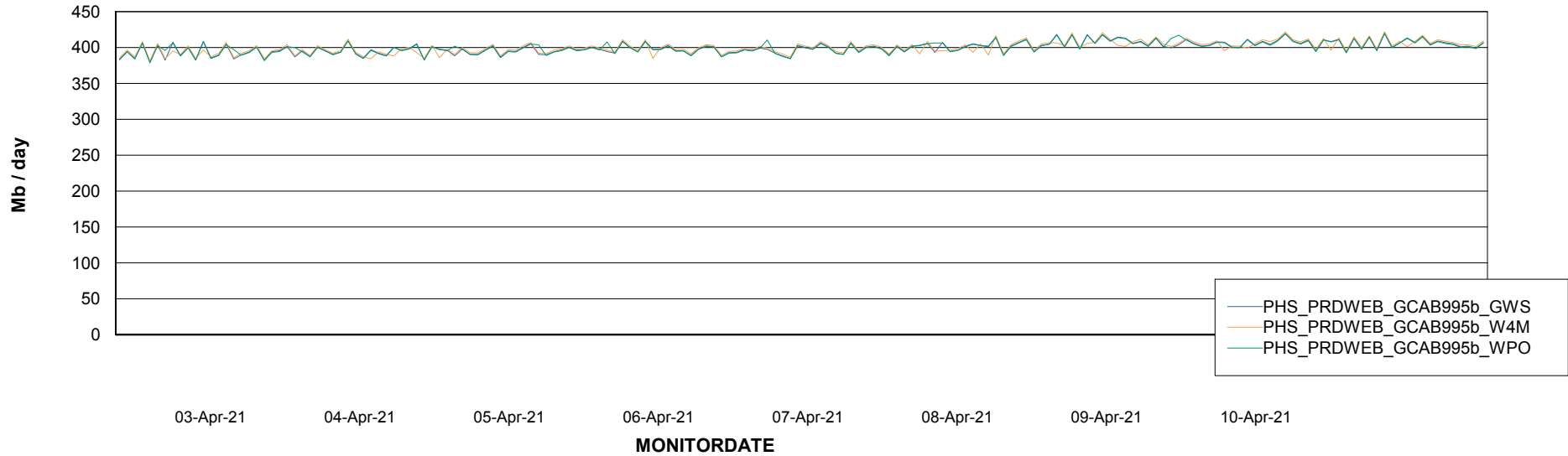
# Weekly SLA Customer Report

Customer PHS\_Production  
Database ID 47



## ABSSolute Web Component Services

### Avg memory used per ABS Web component



# Weekly SLA Customer Report

Customer PHS\_Production  
Database ID 47



## Disaster per ABS component

