

# Weekly SLA Customer Report

Customer KLA\_Production  
 Database ID 65



Harddisk Usage KLAHQORA03

	Free disk space on c: (%)	Total disk space on c: (Gb)	Free disk space on d: (%)	Total disk space on d: (Gb)
10-Apr-21	43	150	23	250
09-Apr-21	43	150	23	250
08-Apr-21	43	150	23	250
07-Apr-21	42	150	24	250
06-Apr-21	42	150	24	250
05-Apr-21	42	150	24	250
04-Apr-21	42	150	24	250

Harddisk Usage KLA\_STB

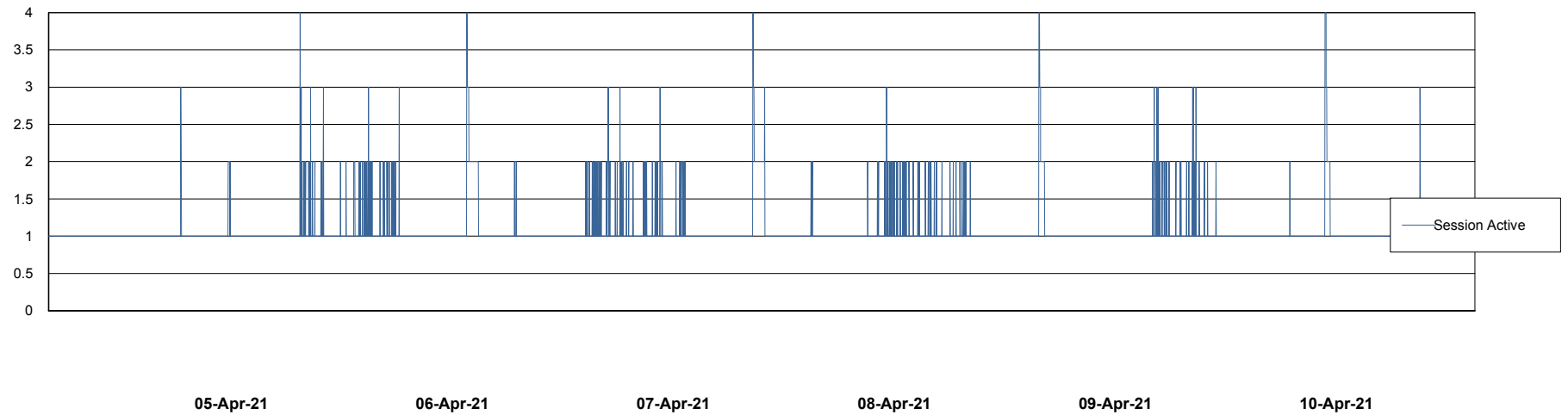
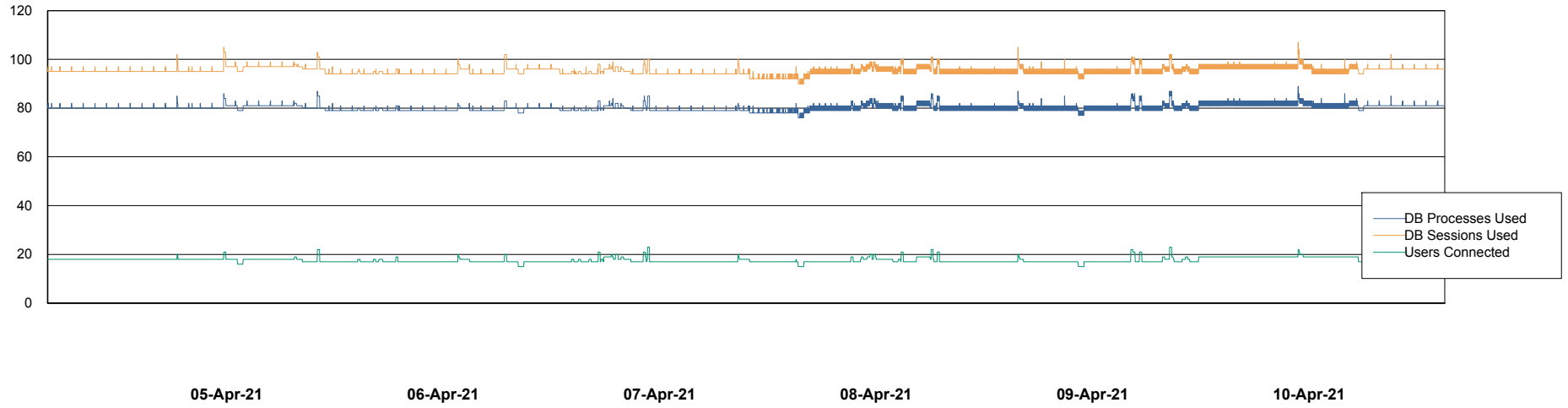
	Free disk space on c: (%)	Total disk space on c: (Gb)	Free disk space on d: (%)	Total disk space on d: (Gb)
10-Apr-21	51	250	36	200
09-Apr-21	51	250	36	200
08-Apr-21	51	250	36	200
07-Apr-21	51	250	36	200
06-Apr-21	51	250	36	200
05-Apr-21	51	250	36	200
04-Apr-21	51	250	36	200

# Weekly SLA Customer Report

Customer KLA\_Production  
Database ID 65



## Database Performance KLADB\_Production


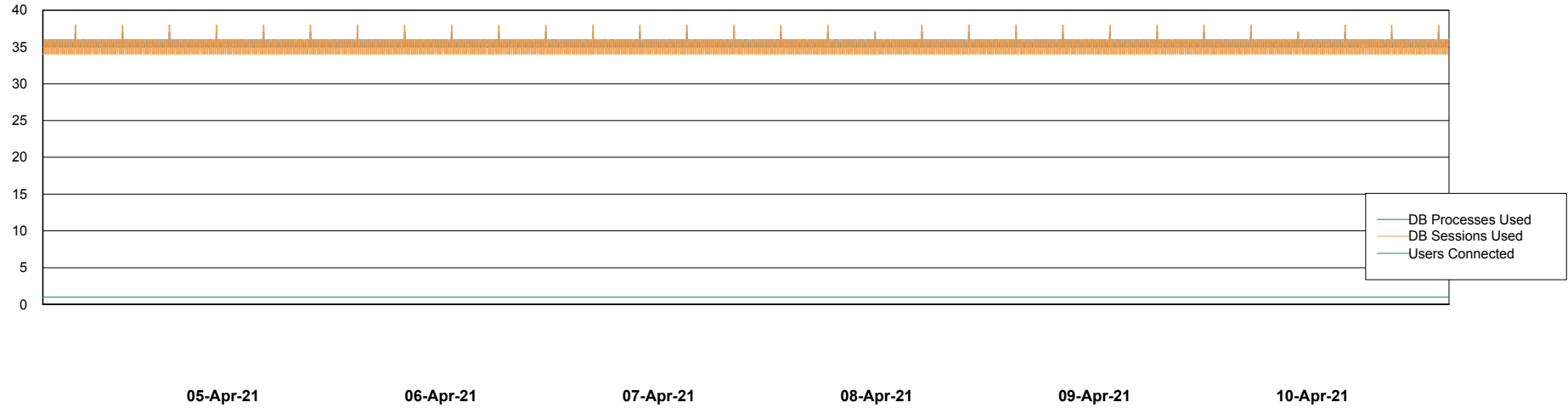


# Weekly SLA Customer Report

Customer KLA\_Production  
Database ID 65



## Database Performance KLADB\_Standby



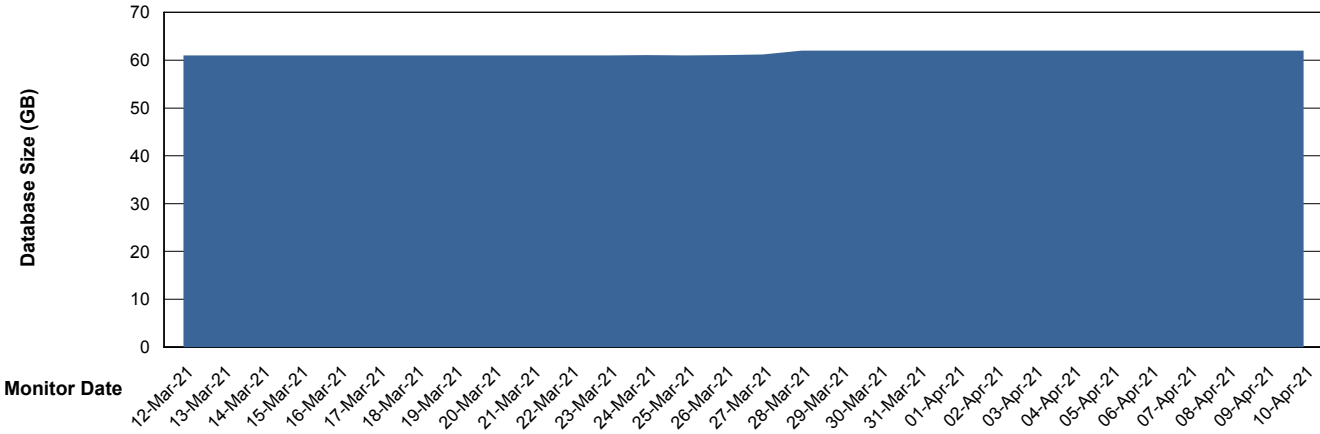
# Weekly SLA Customer Report

Customer KLA\_Production  
 Database ID 65



DATABASE SIZE KLADB\_Production

Database growth over last month



Database Tablespace KLADB\_Production

Date	Tablespace Name	Filesize (Gb)	Usedsize (Gb)	Percentage free
10-Apr-21	ABSDATA	40	31	23
	INDX	40	28	30
09-Apr-21	ABSDATA	40	31	23
	INDX	40	28	30
08-Apr-21	ABSDATA	40	31	23
	INDX	40	28	30
07-Apr-21	ABSDATA	40	31	23
	INDX	40	28	30
06-Apr-21	ABSDATA	40	31	23
	INDX	40	28	30
05-Apr-21	ABSDATA	40	31	23
	INDX	40	28	30
04-Apr-21	ABSDATA	40	31	23
	INDX	40	28	30

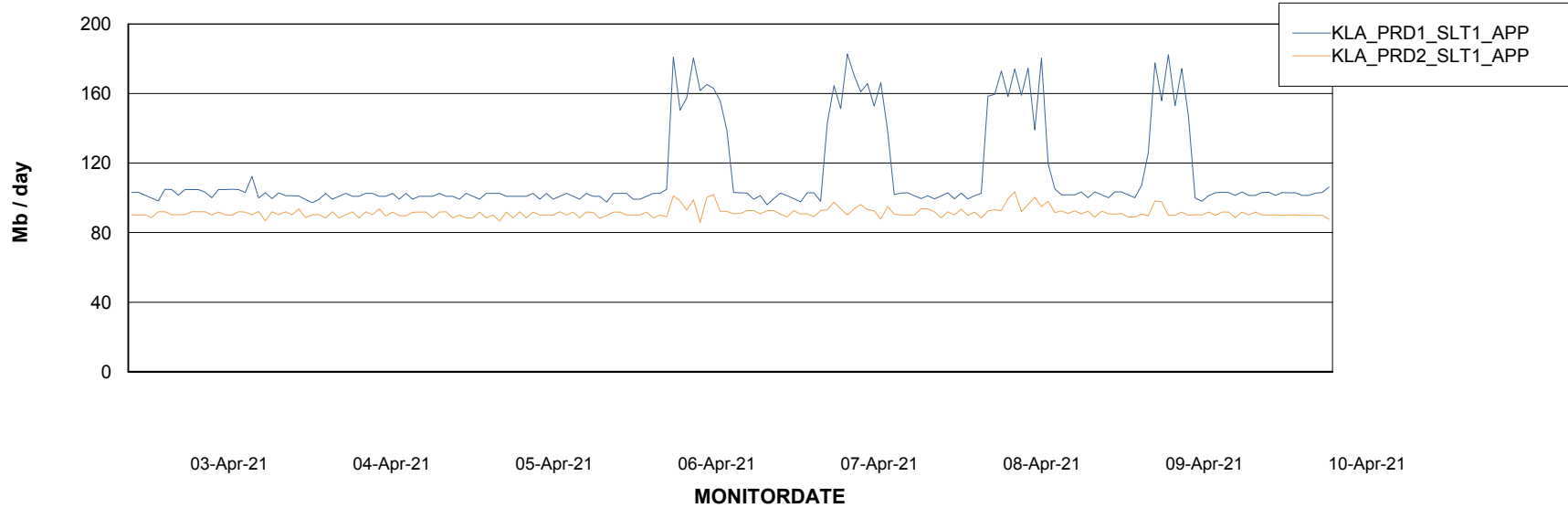
# Weekly SLA Customer Report

Customer KLA\_Production  
Database ID 65

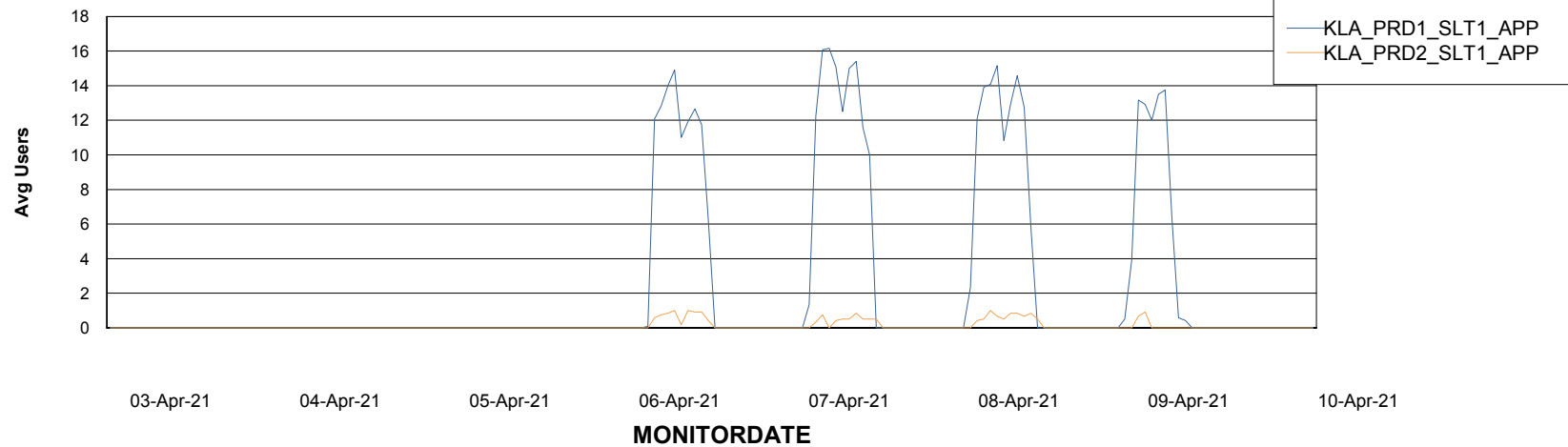


## ABSSolute Application Server Services

### Avg memory used per ABS Server Service



### Avg users per day per ABS server



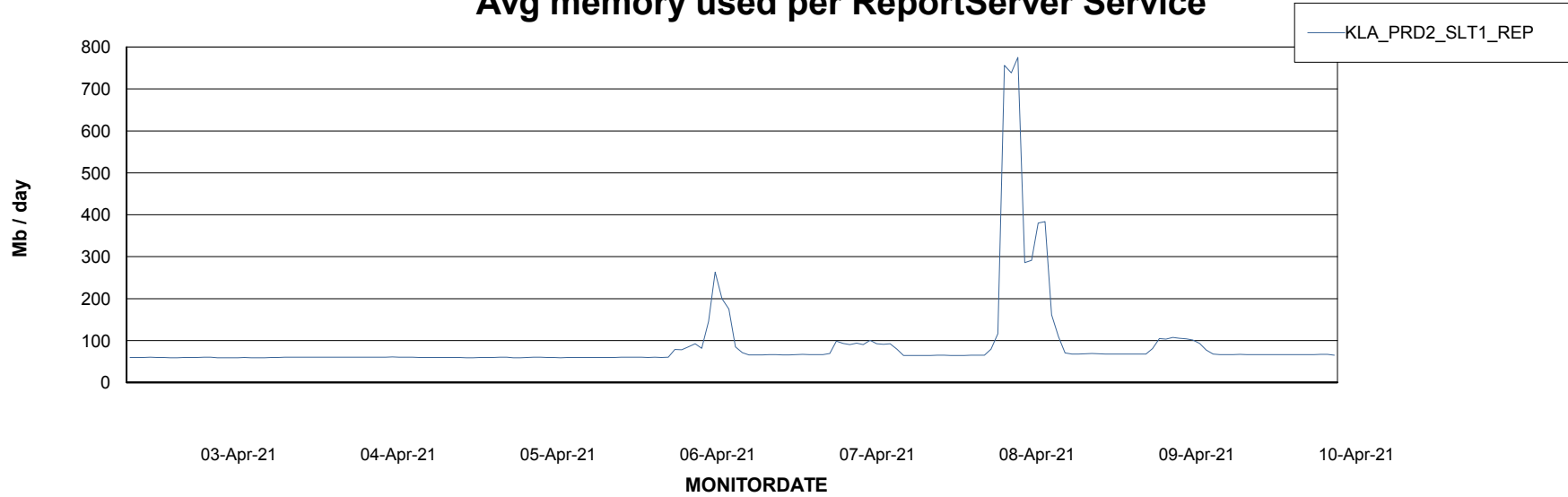
# Weekly SLA Customer Report

Customer KLA\_Production  
Database ID 65



## ABSSolute Application ReportServer Services

### Avg memory used per ReportServer Service



### Disaster per ABS component

