

Weekly SLA Customer Report

Customer DFD Production
 Database ID 39



Harddisk Usage DFD_PRD_ABSAPP1

	Free disk space on c: (%)	Total disk space on c: (Gb)
10-Apr-21	32	90
09-Apr-21	32	90
08-Apr-21	32	90
07-Apr-21	32	90
06-Apr-21	32	90
05-Apr-21	32	90
04-Apr-21	32	90

Harddisk Usage DFD_PRD_ABSAPP2

	Free disk space on c: (%)	Total disk space on c: (Gb)
10-Apr-21	40	100
09-Apr-21	40	100
08-Apr-21	40	100
07-Apr-21	40	100
06-Apr-21	40	100
05-Apr-21	40	100
04-Apr-21	40	100

Weekly SLA Customer Report

Customer DFD Production
Database ID 39



Harddisk Usage DFD_PRD_ABSAPP3

	Free disk space on c: (%)	Total disk space on c: (Gb)
10-Apr-21	22	70
09-Apr-21	22	70
08-Apr-21	22	70
07-Apr-21	22	70
06-Apr-21	22	70
05-Apr-21	22	70
04-Apr-21	22	70

Harddisk Usage DFD_PRD_BI1

	Free disk space on c: (%)	Total disk space on c: (Gb)	Free disk space on e: (%)	Total disk space on e: (Gb)
10-Apr-21	15	150	20	200
09-Apr-21	15	150	20	200
08-Apr-21	15	150	20	200
07-Apr-21	15	150	20	200
06-Apr-21	15	150	20	200
05-Apr-21	15	150	20	200
04-Apr-21	15	150	20	200

Weekly SLA Customer Report

Customer DFD Production
 Database ID 39



Harddisk Usage DFD_PRD_ORACLE1

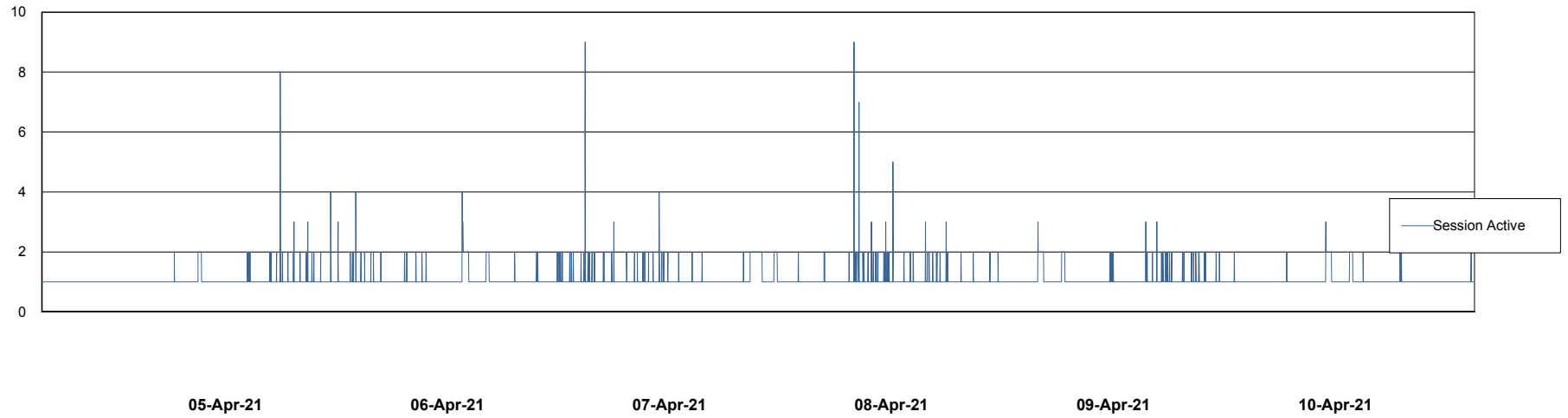
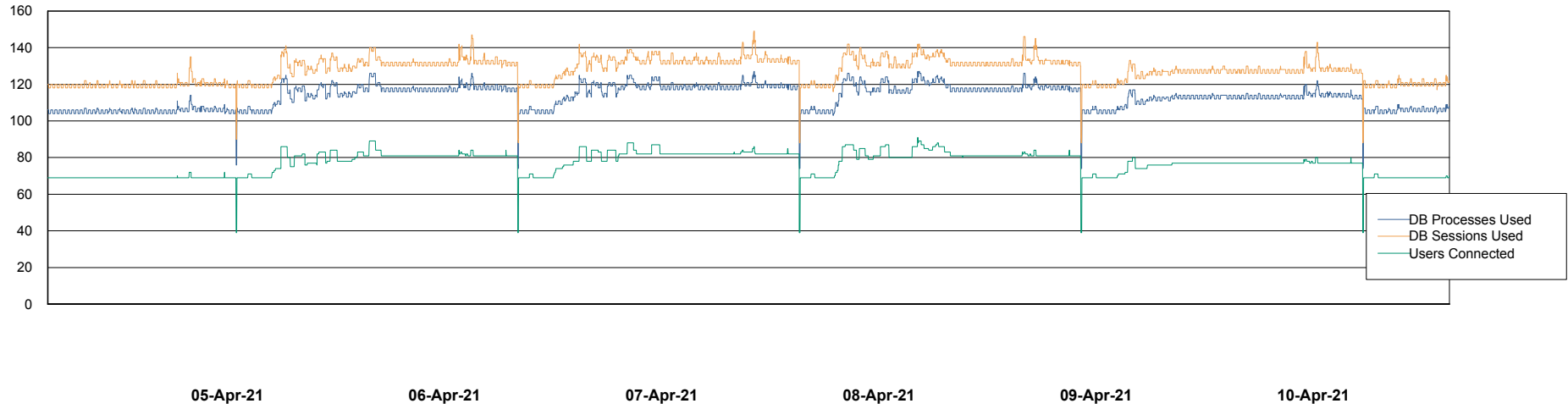
	Free disk space on c: (%)	Total disk space on c: (Gb)	Free disk space on d: (%)	Total disk space on d: (Gb)	Free disk space on e: (%)	Total disk space on e: (Gb)	Free disk space on f: (%)	Total disk space on f: (Gb)
10-Apr-21	25	78	72	479	23	550	66	800
09-Apr-21	25	78	72	479	23	550	66	800
08-Apr-21	25	78	72	479	23	550	66	800
07-Apr-21	25	78	72	479	23	550	66	800
06-Apr-21	25	78	72	479	23	550	66	800
05-Apr-21	25	78	72	479	23	550	66	800
04-Apr-21	25	78	72	479	23	550	66	800

Weekly SLA Customer Report

Customer DFD Production
Database ID 39



Database Performance DFDDB_Production

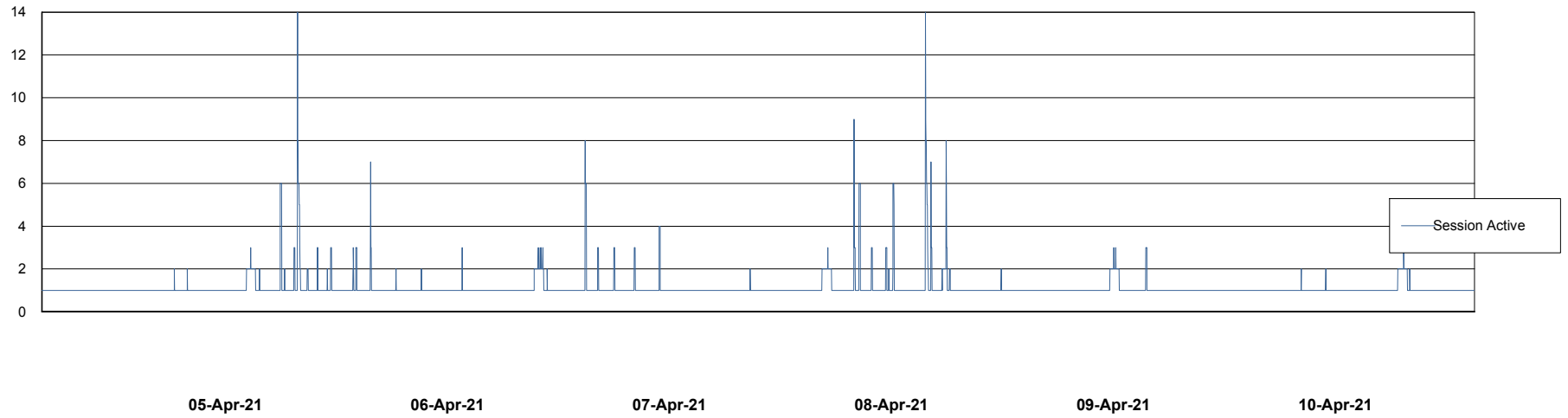
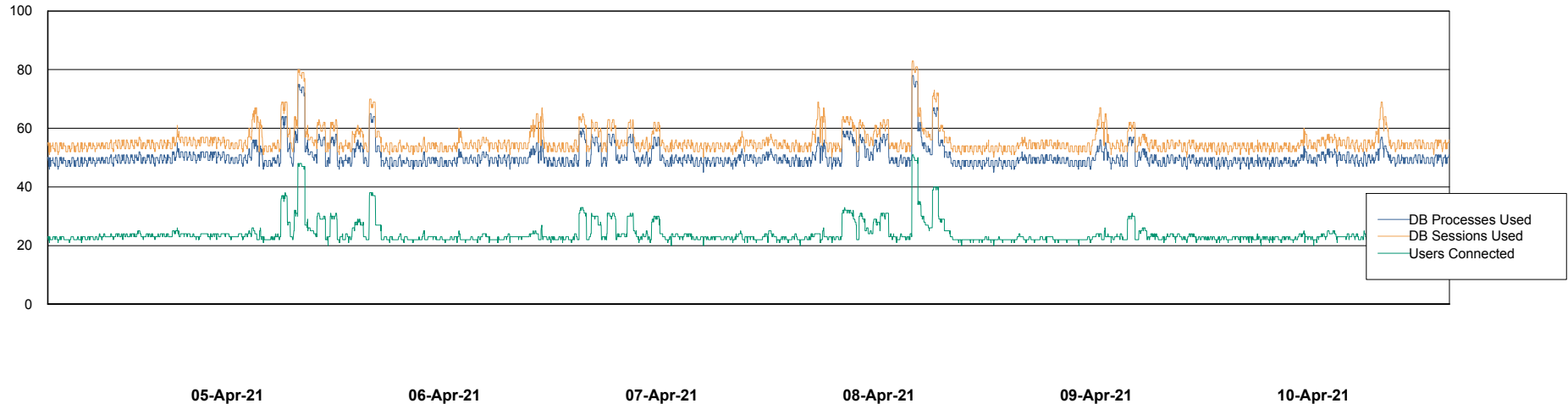


Weekly SLA Customer Report

Customer DFD Production
Database ID 39



Database Performance DFDDDBBI_Production



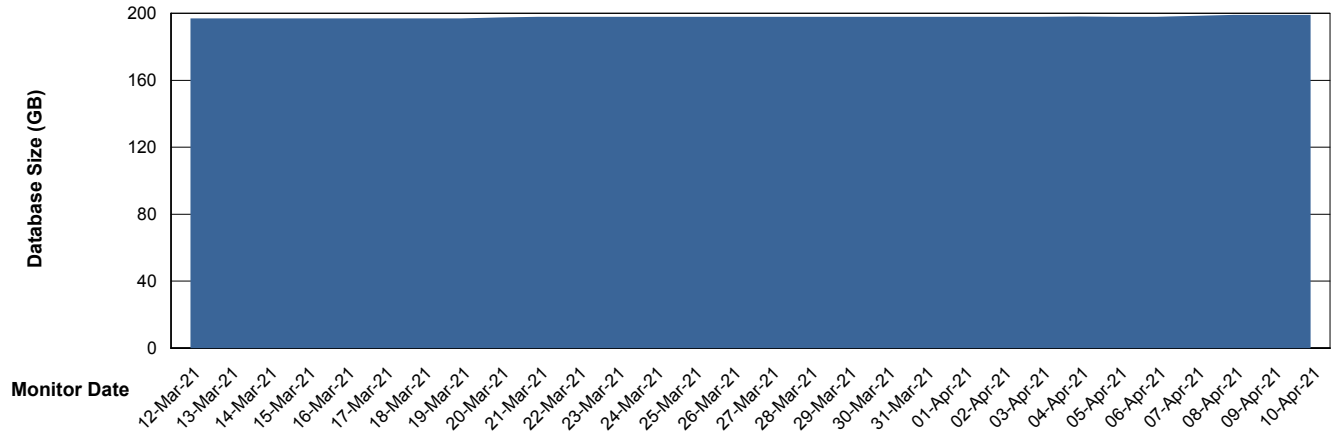
Weekly SLA Customer Report

Customer DFD Production
Database ID 39



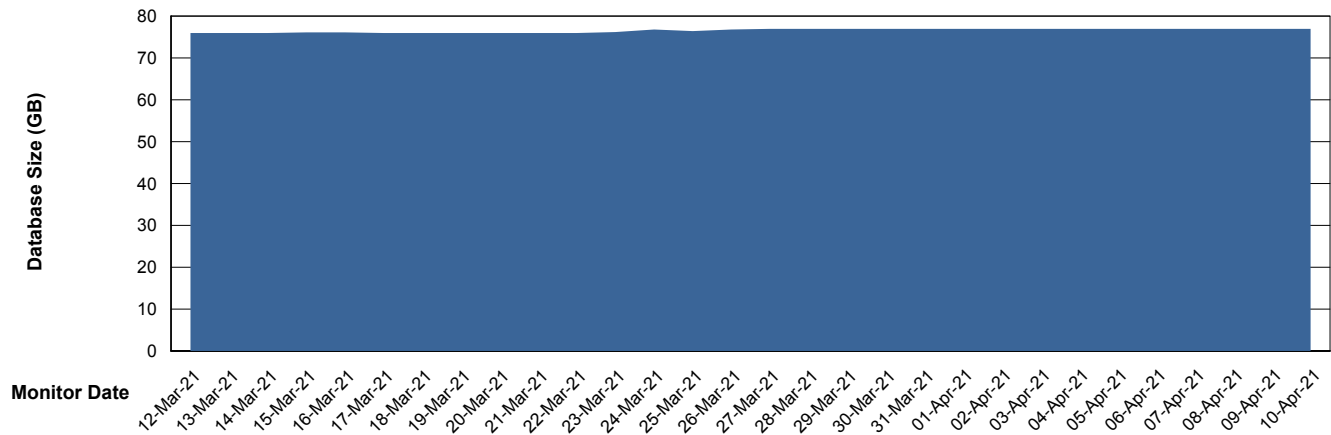
DATABASE SIZE DFDDDB_Production

Database growth over last month



DATABASE SIZE DFDDDBI_Production

Database growth over last month



Weekly SLA Customer Report

Customer DFD Production
 Database ID 39



Database Tablespace DFDDDB_Production

Date	Tablespace Name	Filesize (Gb)	Usedsize (Gb)	Percentage free
10-Apr-21	ABSDATA	83	65	22
	INDX	161	131	19
09-Apr-21	ABSDATA	83	65	22
	INDX	161	131	19
08-Apr-21	ABSDATA	83	65	22
	INDX	161	131	19
07-Apr-21	ABSDATA	83	65	22
	INDX	161	131	19
06-Apr-21	ABSDATA	83	65	22
	INDX	161	131	19
05-Apr-21	ABSDATA	83	65	22
	INDX	161	131	19
04-Apr-21	ABSDATA	83	65	22
	INDX	161	131	19

Weekly SLA Customer Report

Customer DFD Production
 Database ID 39



Database Tablespace DFDDDBI_Production

Date	Tablespace Name	Filesize (Gb)	Usedsize (Gb)	Percentage free
10-Apr-21	ABSDATA	44	37	16
	INDX	41	34	17
09-Apr-21	ABSDATA	44	37	16
	INDX	41	34	17
08-Apr-21	ABSDATA	44	37	16
	INDX	41	34	17
07-Apr-21	ABSDATA	44	37	16
	INDX	41	34	17
06-Apr-21	ABSDATA	44	37	16
	INDX	41	34	17
05-Apr-21	ABSDATA	44	37	16
	INDX	41	34	17
04-Apr-21	ABSDATA	44	37	16
	INDX	41	34	17

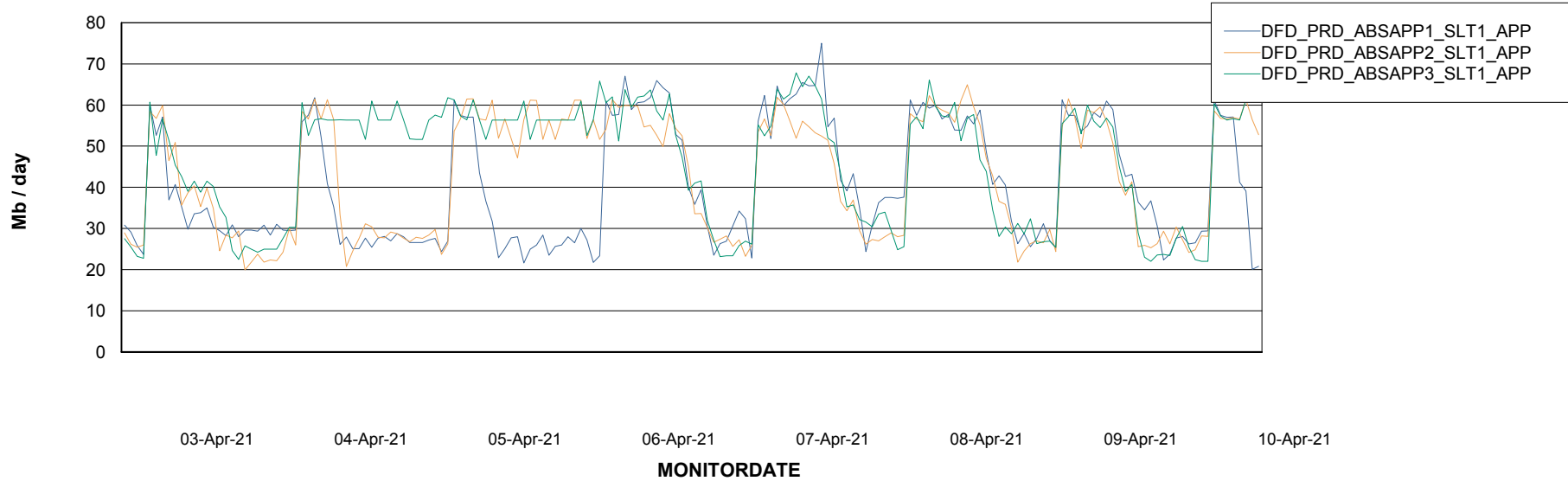
Weekly SLA Customer Report

Customer DFD Production
Database ID 39

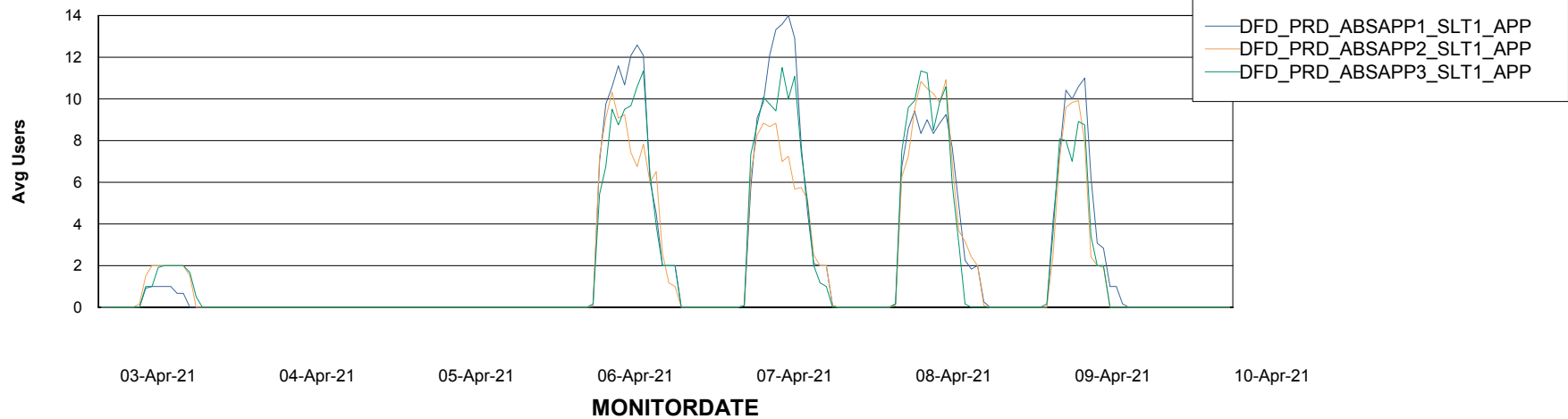


ABSSolute Application Server Services

Avg memory used per ABS Server Service



Avg users per day per ABS server



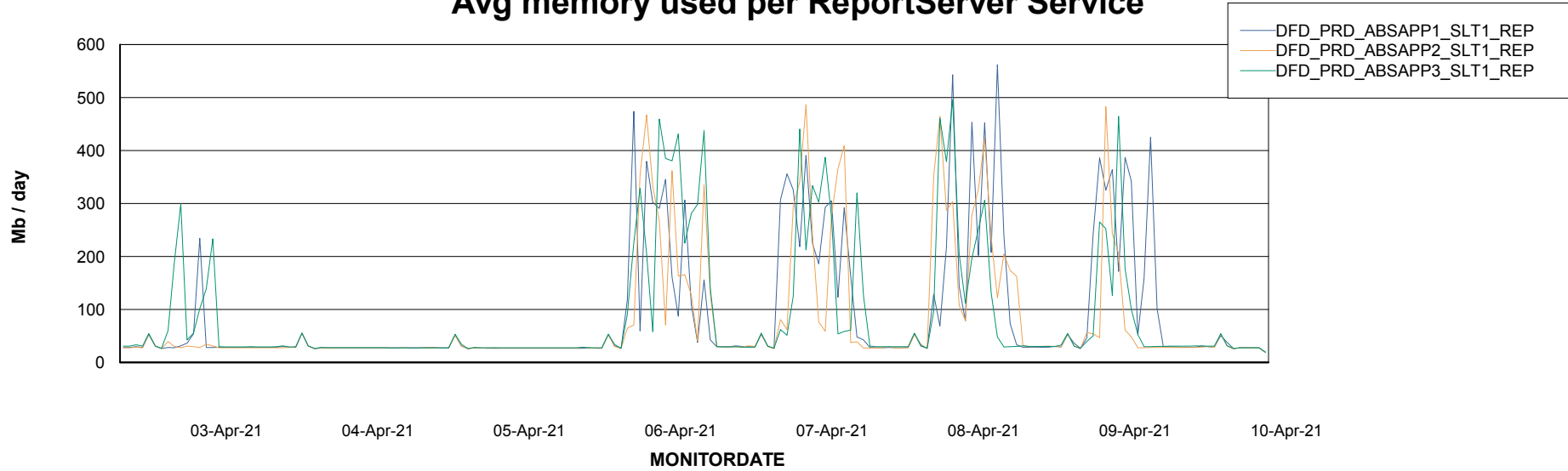
Weekly SLA Customer Report

Customer DFD Production
Database ID 39



ABSSolute Application ReportServer Services

Avg memory used per ReportServer Service



Disaster per ABS component

