

# Weekly SLA Customer Report

Customer PHS\_Production  
Database ID 47



## Harddisk Usage PHS\_PRD\_GCAB992b

	Free disk space on C: (%)	Total disk space on C: (Gb)	Used disk space on C: (Gb)	Free disk space on D: (%)	Total disk space on D: (Gb)	Used disk space on D: (Gb)	Free disk space on E: (%)	Total disk space on E: (Gb)	Used disk space on E: (Gb)
03-Apr-21	45	99	54	20	450	360	89	200	22
02-Apr-21	45	99	54	17	450	375	88	200	23
01-Apr-21	46	99	54	16	450	376	87	200	26
31-Mar-21	46	99	54	17	450	376	87	200	25
30-Mar-21	46	99	54	17	450	374	88	200	25
29-Mar-21	46	99	54	15	450	383	88	200	24
28-Mar-21	46	99	54	22	450	352	89	200	21

## Harddisk Usage PHS\_PRD\_GCAB993b

	Free disk space on C: (%)	Total disk space on C: (Gb)	Used disk space on C: (Gb)	Free disk space on D: (%)	Total disk space on D: (Gb)	Used disk space on D: (Gb)	Free disk space on E: (%)	Total disk space on E: (Gb)	Used disk space on E: (Gb)
03-Apr-21	52	99	47	38	450	280	78	100	22
02-Apr-21	52	99	48	38	450	280	77	100	23
01-Apr-21	52	99	47	38	450	280	74	100	26
31-Mar-21	52	99	48	38	450	280	75	100	25
30-Mar-21	52	99	47	38	450	280	75	100	25
29-Mar-21	52	99	47	38	450	280	76	100	24
28-Mar-21	52	99	47	38	450	280	78	100	22

# Weekly SLA Customer Report

Customer PHS\_Production  
Database ID 47



## Harddisk Usage PHS\_PRD\_GCAB994b

	Free disk space on C: (%)	Total disk space on C: (Gb)	Used disk space on C: (Gb)	Free disk space on D: (%)	Total disk space on D: (Gb)	Used disk space on D: (Gb)
03-Apr-21	48	99	52	35	450	294
02-Apr-21	48	99	52	35	450	294
01-Apr-21	48	99	52	35	450	294
31-Mar-21	48	99	52	21	450	355
30-Mar-21	48	99	52	16	450	380
29-Mar-21	48	99	52	16	450	380
28-Mar-21	48	99	52	16	450	380

## Harddisk Usage PHS\_PRD\_GCAB995b

	Free disk space on C: (%)	Total disk space on C: (Gb)	Used disk space on C: (Gb)
03-Apr-21	48	49	26
02-Apr-21	48	49	26
01-Apr-21	48	49	26
31-Mar-21	48	49	26
30-Mar-21	48	49	26
29-Mar-21	48	49	26
28-Mar-21	48	49	26

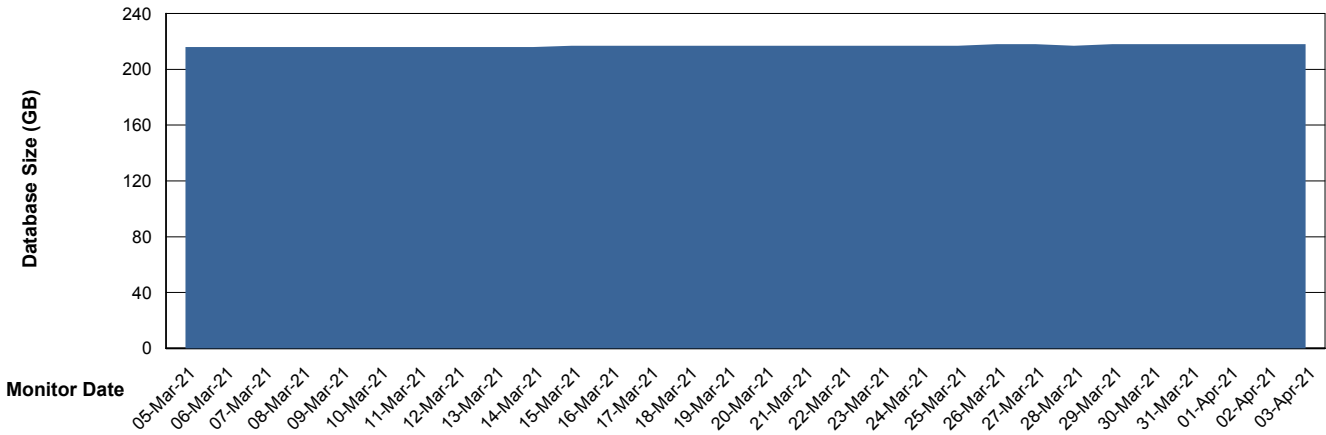
# Weekly SLA Customer Report

Customer PHS\_Production  
 Database ID 47



DATABASE SIZE PHSDB\_Production

Database growth over last month



Database Tablespace PHSDB\_Production

Date	Tablespace Name	Filesize (Gb)	Usedsize (Gb)	Percentage free
03-Apr-21	ABSDATA	116	94	19
	INDX	149	125	16
02-Apr-21	ABSDATA	116	94	19
	INDX	149	125	16
01-Apr-21	ABSDATA	116	94	19
	INDX	149	125	16
31-Mar-21	ABSDATA	116	94	19
	INDX	149	125	16
30-Mar-21	ABSDATA	116	94	19
	INDX	149	125	16
29-Mar-21	ABSDATA	116	94	19
	INDX	149	125	16
28-Mar-21	ABSDATA	116	94	19
	INDX	149	124	17

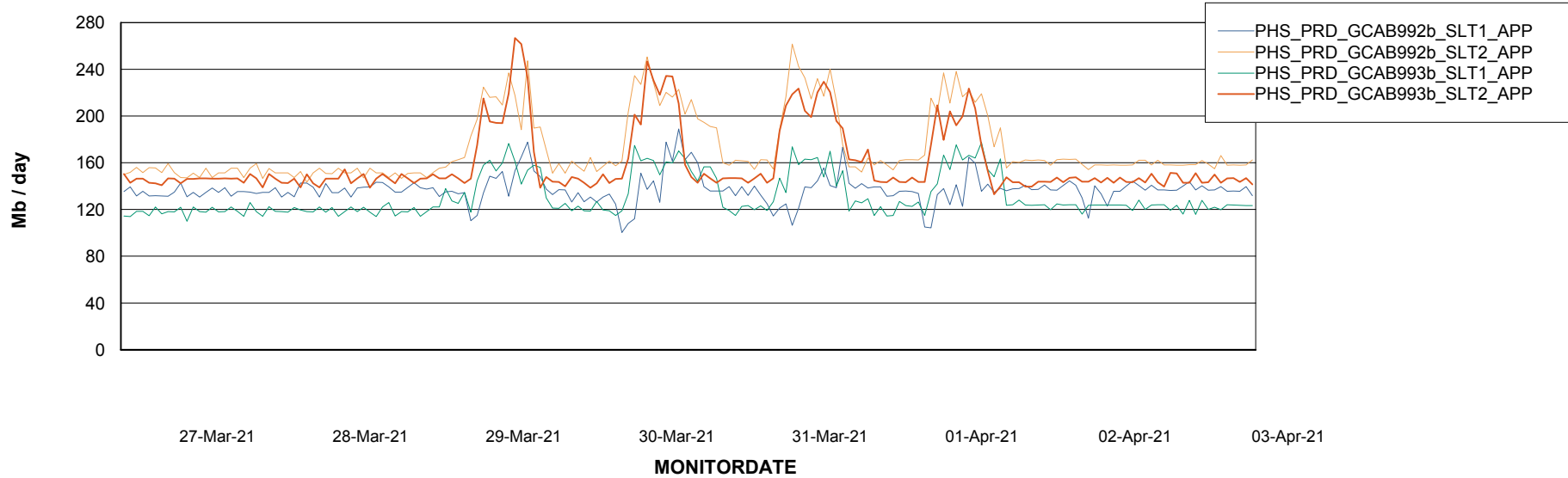
# Weekly SLA Customer Report

Customer PHS\_Production  
Database ID 47

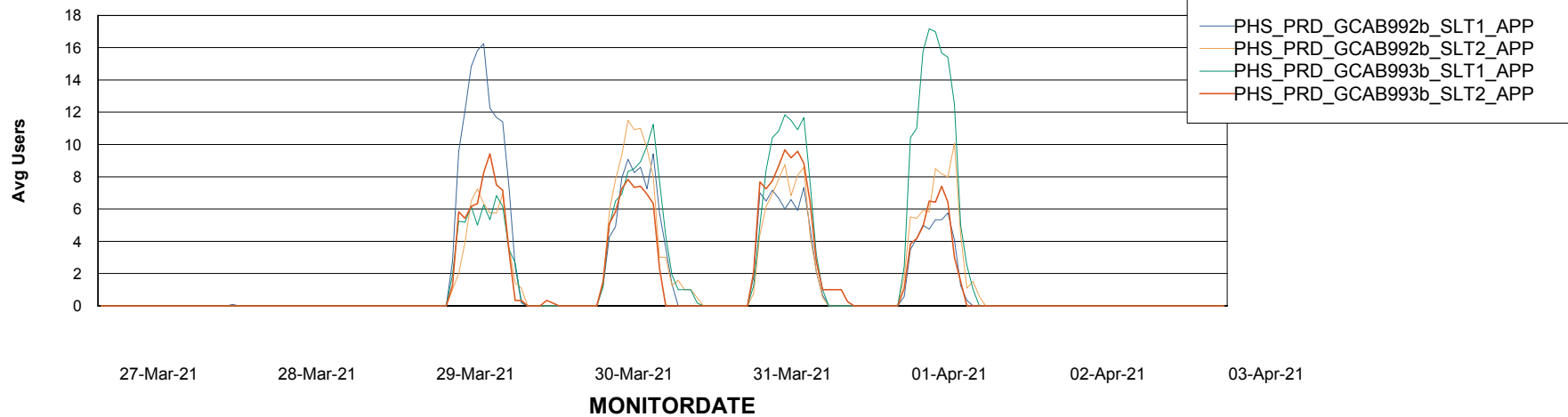


## ABSolute Application Server Services

### Avg memory used per ABS Server Service



### Avg users per day per ABS server



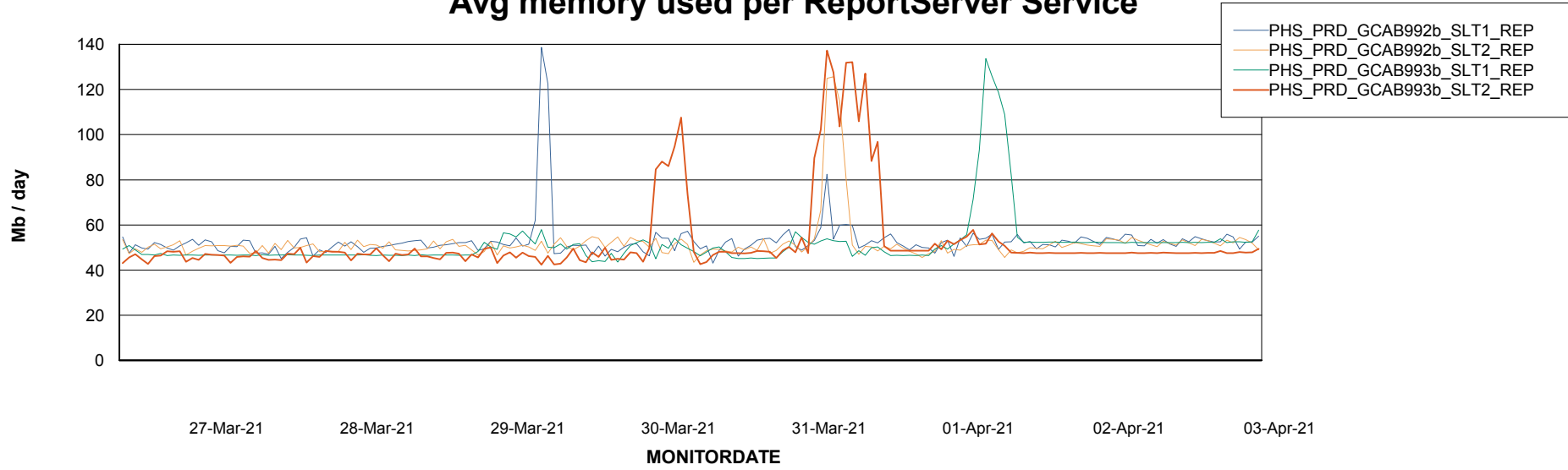
# Weekly SLA Customer Report

Customer PHS\_Production  
Database ID 47



## ABSSolute Application ReportServer Services

### Avg memory used per ReportServer Service



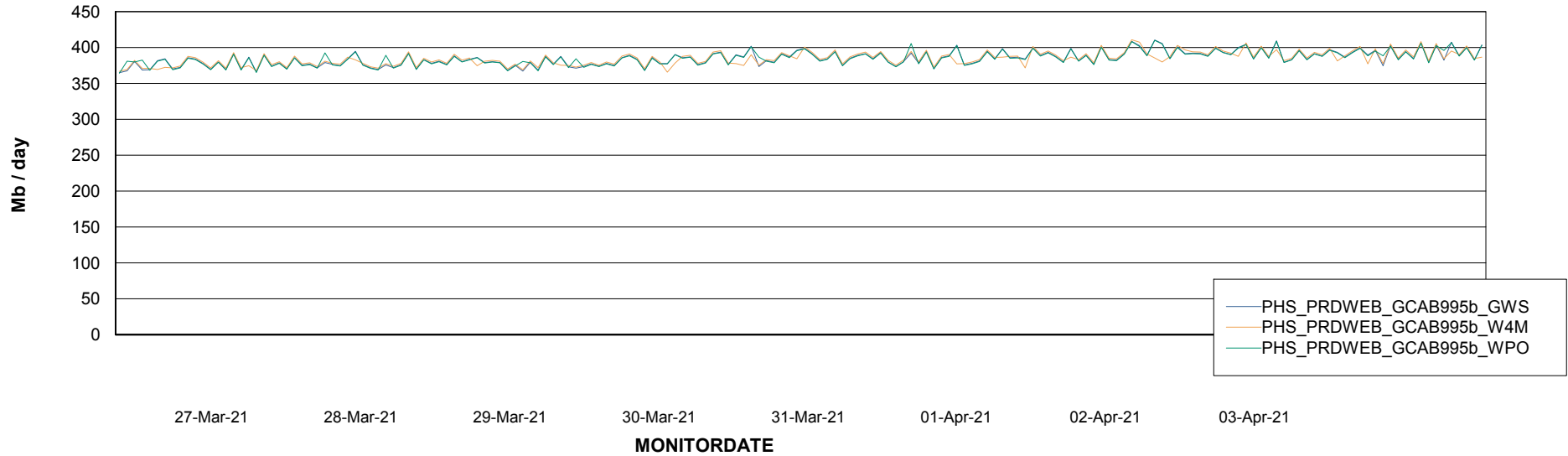
# Weekly SLA Customer Report

Customer PHS\_Production  
Database ID 47



## ABSSolute Web Component Services

### Avg memory used per ABS Web component



# Weekly SLA Customer Report

Customer PHS\_Production  
Database ID 47



## Disaster per ABS component

