

Weekly SLA Customer Report

Customer PCO Production
Database ID 44



Harddisk Usage PCO_PRD_ORACLE1

	Free disk space on C: (%)	Total disk space on C: (Gb)	Used disk space on C: (Gb)	Free disk space on D: (%)	Total disk space on D: (Gb)	Used disk space on D: (Gb)
03-Apr-21	76	447	105	45	1,676	915
02-Apr-21	76	447	105	45	1,676	916
01-Apr-21	76	447	105	47	1,676	897
31-Mar-21	76	447	105	47	1,676	891
30-Mar-21	76	447	105	46	1,676	906
29-Mar-21	76	447	105	46	1,676	905
28-Mar-21	76	447	105	46	1,676	905

Harddisk Usage PCO_PRD_ORACLE2

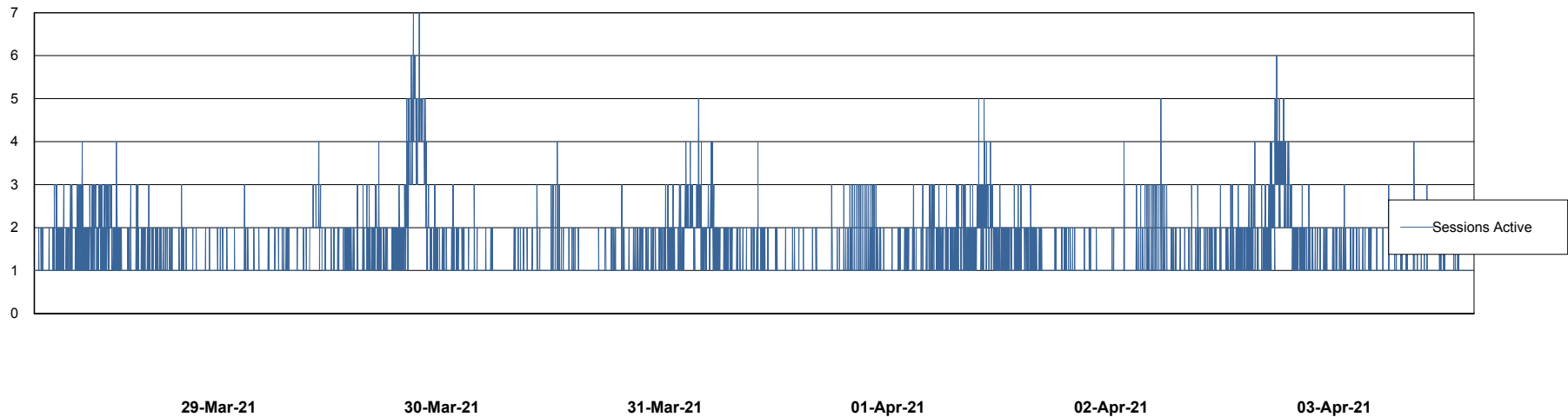
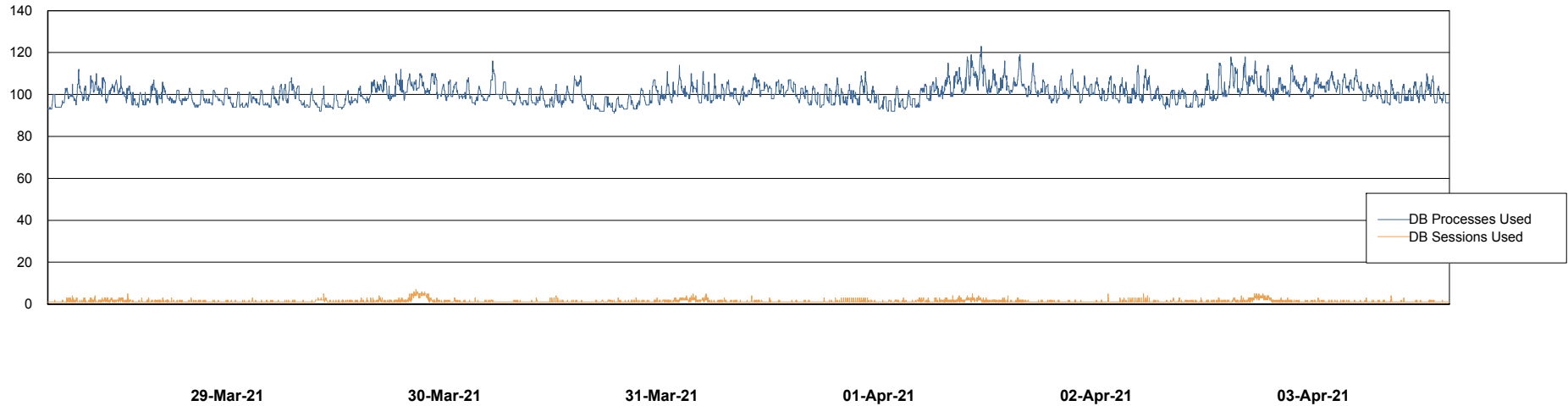
	Free disk space on C: (%)	Total disk space on C: (Gb)	Used disk space on C: (Gb)	Free disk space on D: (%)	Total disk space on D: (Gb)	Used disk space on D: (Gb)
03-Apr-21	83	279	47	23	838	645
02-Apr-21	83	279	47	23	838	643
01-Apr-21	83	279	47	23	838	643
31-Mar-21	83	279	47	23	838	643
30-Mar-21	83	279	47	23	838	642
29-Mar-21	83	279	47	23	838	641
28-Mar-21	83	279	47	23	838	642

Weekly SLA Customer Report

Customer PCO Production
Database ID 44



Database Performance PCODB_Production

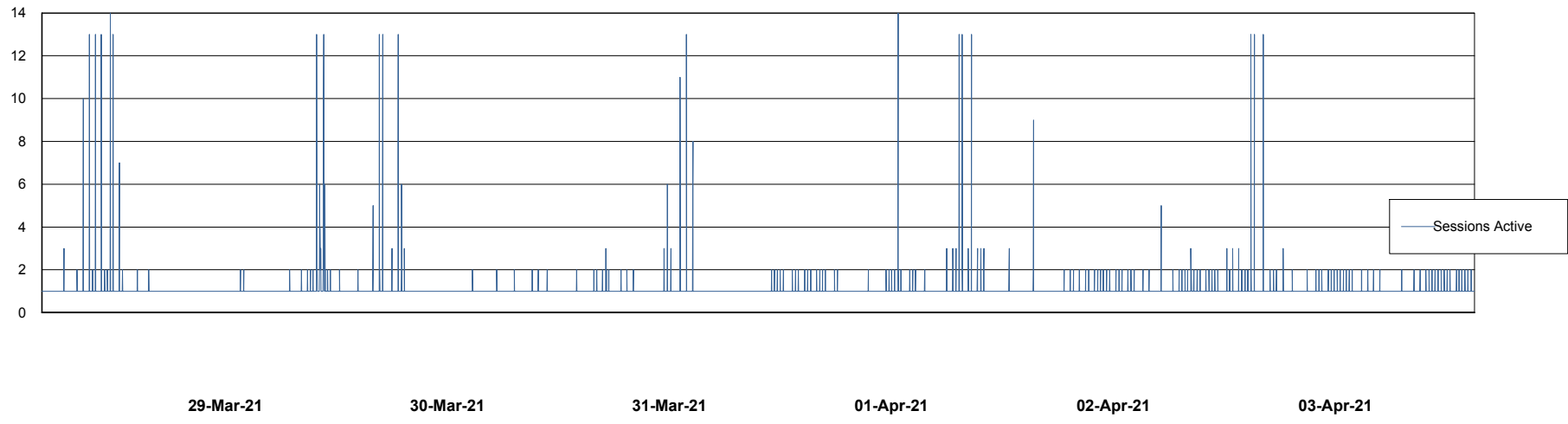
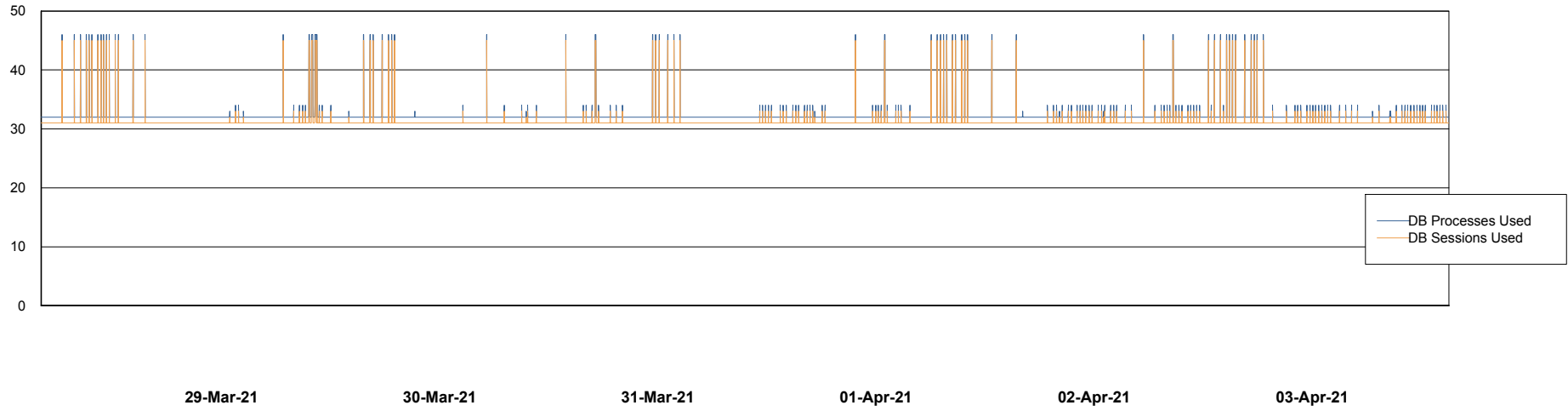


Weekly SLA Customer Report

Customer PCO Production
Database ID 44



Database Performance PCODB_Standby



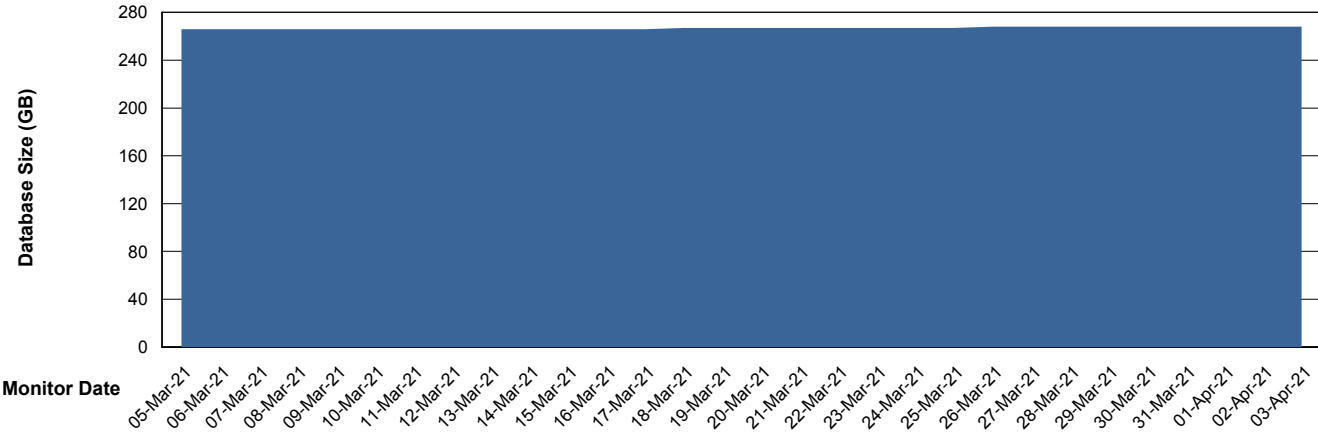
Weekly SLA Customer Report

Customer PCO Production
 Database ID 44



DATABASE SIZE PCODB_Production

Database growth over last month



Database Tablespace PCODB_Production

Date	Tablespace Name	Filesize (Gb)	Usedsize (Gb)	Percentage free
03-Apr-21	ABSDATA	238	106	55
	INDX	329	160	51
02-Apr-21	ABSDATA	238	106	55
	INDX	329	160	51
01-Apr-21	ABSDATA	238	106	55
	INDX	329	160	51
31-Mar-21	ABSDATA	238	106	55
	INDX	329	160	51
30-Mar-21	ABSDATA	238	106	55
	INDX	329	160	51
29-Mar-21	ABSDATA	238	106	56
	INDX	329	160	51
28-Mar-21	ABSDATA	238	106	56
	INDX	329	160	51

Weekly SLA Customer Report

Customer PCO Production
Database ID 44



Standby Database Health PCO Production

Recovery lag for last 7 days

