

# Weekly SLA Customer Report

Customer RFL\_Production  
Database ID 36



## Harddisk Usage RFL\_PRD

	Free disk space on C: (%)	Total disk space on C: (Gb)	Used disk space on C: (Gb)	Free disk space on D: (%)	Total disk space on D: (Gb)	Used disk space on D: (Gb)	Free disk space on E: (%)	Total disk space on E: (Gb)	Used disk space on E: (Gb)	Free disk space on F: (%)
27-Mar-21	17	195	162	81	373	72	57	373	160	65
26-Mar-21	17	195	162	81	373	72	57	373	160	65
25-Mar-21	17	195	161	81	373	72	57	373	160	32
24-Mar-21	18	195	161	81	373	72	57	373	160	15
23-Mar-21	18	195	161	81	373	72	57	373	160	24
22-Mar-21	18	195	160	81	373	72	57	373	160	34
21-Mar-21	18	195	160	81	373	72	57	373	160	42

## Harddisk Usage RFL\_STB

	Free disk space on C: (%)	Total disk space on C: (Gb)	Used disk space on C: (Gb)	Free disk space on D: (%)	Total disk space on D: (Gb)	Used disk space on D: (Gb)	Free disk space on E: (%)	Total disk space on E: (Gb)	Used disk space on E: (Gb)	Free disk space on F: (%)
27-Mar-21	18	195	161	77	559	129	49	559	283	94
26-Mar-21	18	195	161	77	559	129	49	559	283	94
25-Mar-21	18	195	161	77	559	129	49	559	283	88
24-Mar-21	18	195	161	77	559	129	49	559	283	83
23-Mar-21	18	195	161	77	559	129	49	559	283	83
22-Mar-21	18	195	161	77	559	129	49	559	283	84
21-Mar-21	18	195	161	77	559	129	49	559	283	85

# Weekly SLA Customer Report

---

Customer RFL\_Production  
Database ID 36



---

Database Performance RFLDB\_Production

DB Processes Max 1,000

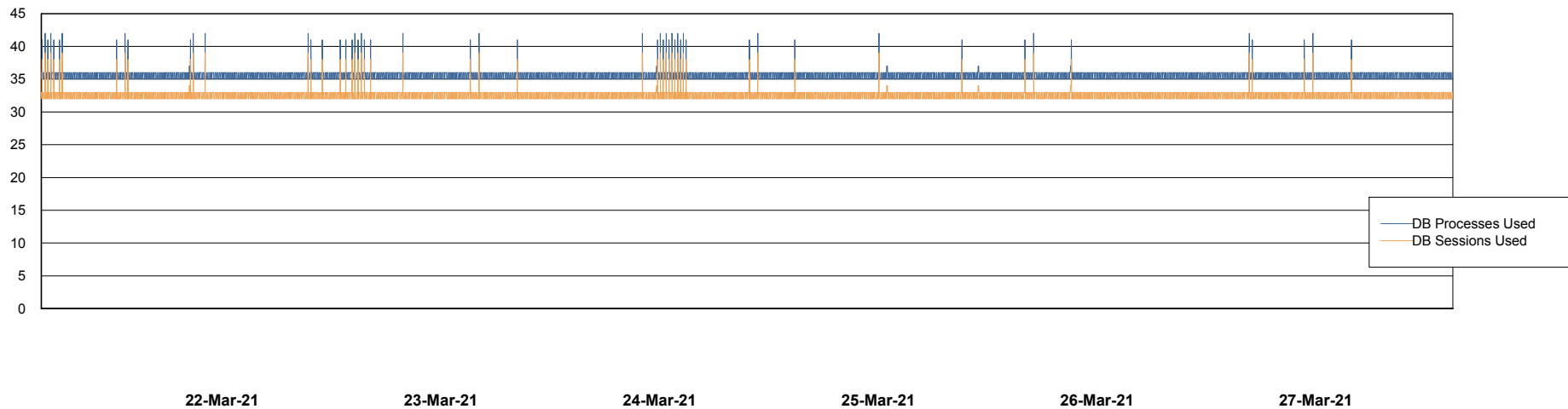
# Weekly SLA Customer Report

Customer RFL\_Production  
Database ID 36



Database Performance RFLDB\_Standby

DB Processes Max 1,000



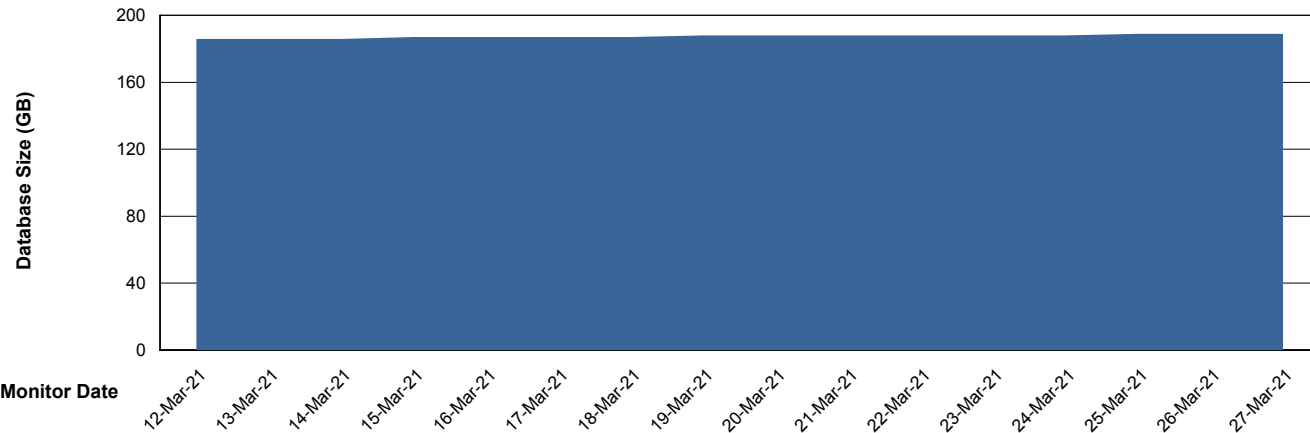
# Weekly SLA Customer Report

Customer RFL\_Production  
 Database ID 36



DATABASE SIZE RFLDB\_Production

Database growth over last month



Database Tablespace RFLDB\_Production

Date	Tablespace Name	Filesize (Gb)	Usedsize (Gb)	Percentage free
27-Mar-21	ABSDATA	72	57	21
	INDX	160	128	20
26-Mar-21	ABSDATA	72	57	21
	INDX	160	128	20
25-Mar-21	ABSDATA	72	56	22
	INDX	160	127	20
24-Mar-21	ABSDATA	72	56	22
	INDX	160	127	20
23-Mar-21	ABSDATA	72	56	22
	INDX	160	127	21
22-Mar-21	ABSDATA	72	56	22
	INDX	160	127	21
21-Mar-21	ABSDATA	72	56	22
	INDX	160	127	21

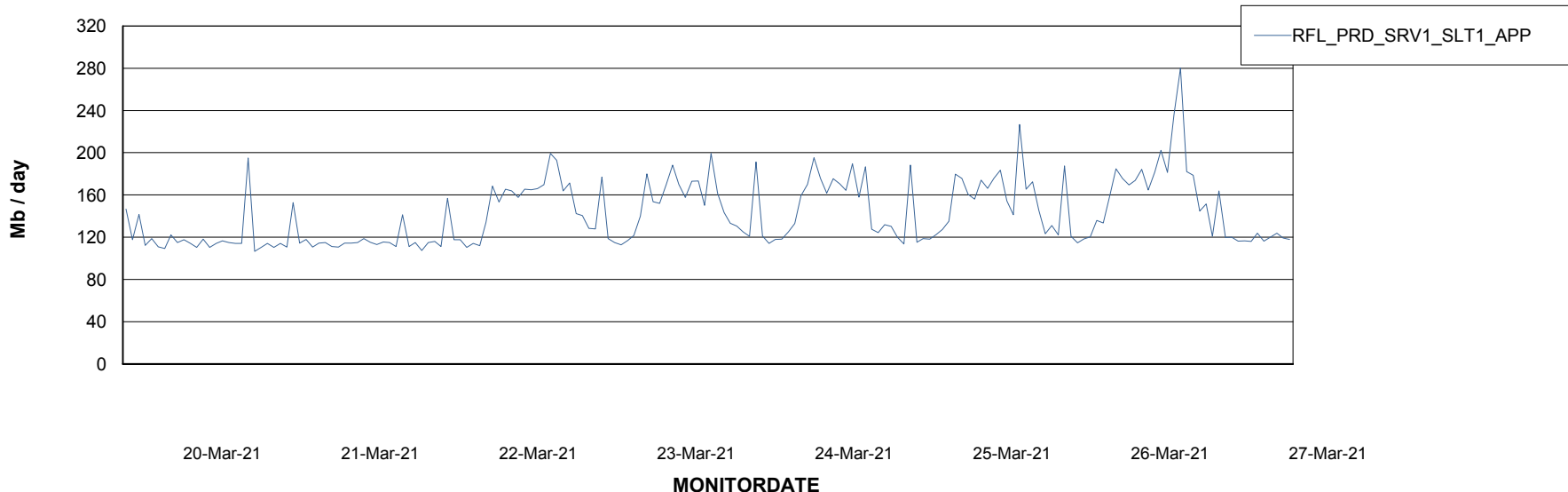
# Weekly SLA Customer Report

Customer RFL\_Production  
Database ID 36

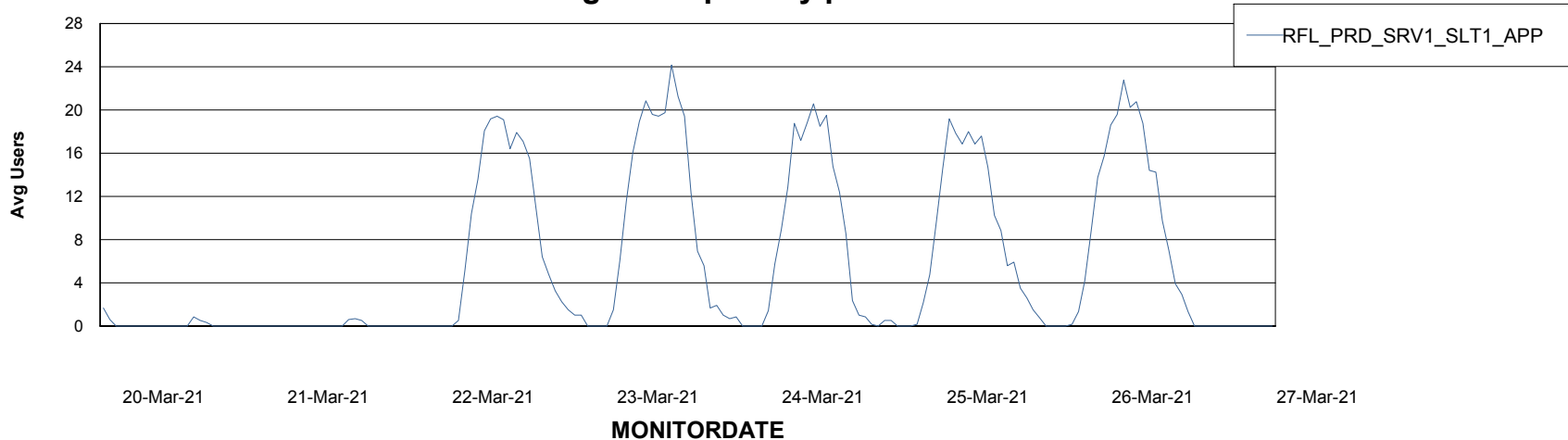


## ABSSolute Application Server Services

### Avg memory used per ABS Server Service



### Avg users per day per ABS server



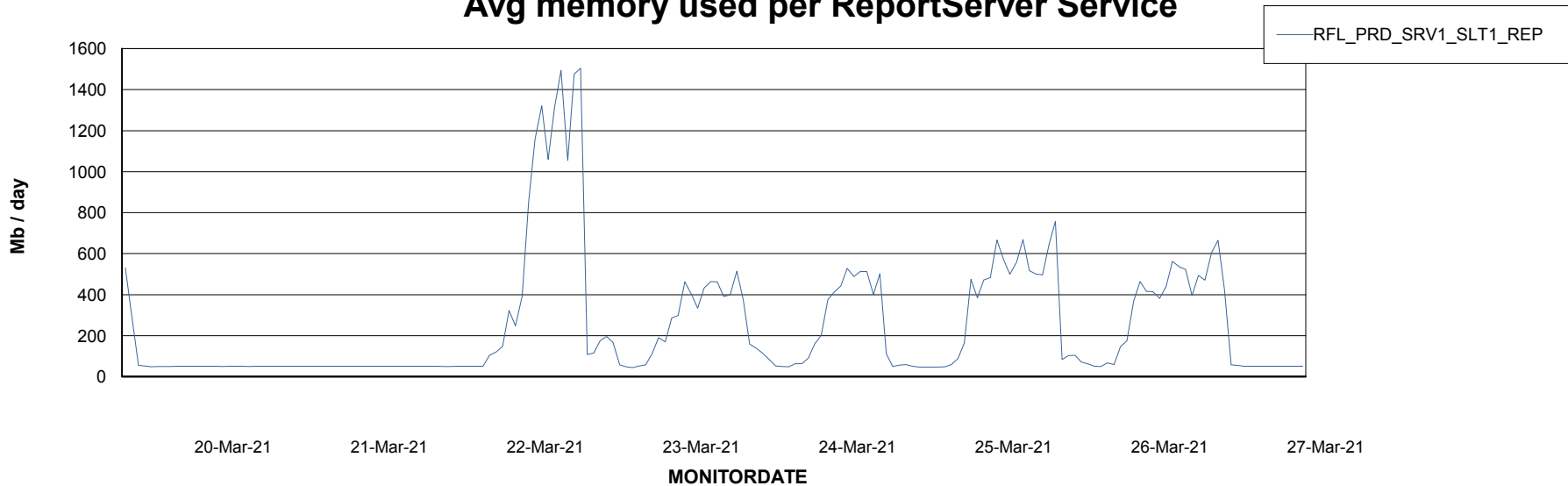
# Weekly SLA Customer Report

Customer RFL\_Production  
Database ID 36



## ABSSolute Application ReportServer Services

### Avg memory used per ReportServer Service



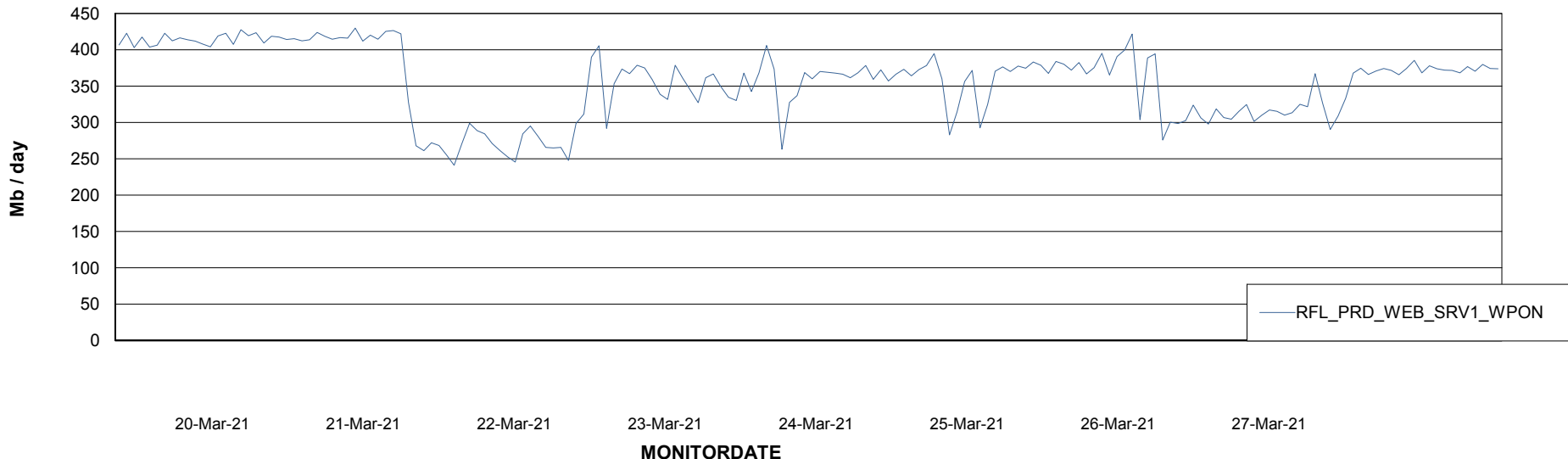
# Weekly SLA Customer Report

Customer RFL\_Production  
Database ID 36



## ABSSolute Web Component Services

### Avg memory used per ABS Web component



# Weekly SLA Customer Report

Customer RFL\_Production  
Database ID 36



## Disaster per ABS component

