

# Weekly SLA Customer Report

Customer PCO Production  
Database ID 44



## Harddisk Usage PCO\_PRD\_ORACLE1

	Free disk space on C: (%)	Total disk space on C: (Gb)	Used disk space on C: (Gb)	Free disk space on D: (%)	Total disk space on D: (Gb)	Used disk space on D: (Gb)
27-Mar-21	76	447	105	46	1,676	913
26-Mar-21	76	447	105	46	1,676	905
25-Mar-21	76	447	105	46	1,676	905
24-Mar-21	76	447	105	46	1,676	909
23-Mar-21	76	447	105	46	1,676	904
22-Mar-21	76	447	106	46	1,676	904
21-Mar-21	76	447	106	46	1,676	909

## Harddisk Usage PCO\_PRD\_ORACLE2

	Free disk space on C: (%)	Total disk space on C: (Gb)	Used disk space on C: (Gb)	Free disk space on D: (%)	Total disk space on D: (Gb)	Used disk space on D: (Gb)
27-Mar-21	83	279	47	23	838	642
26-Mar-21	83	279	47	23	838	641
25-Mar-21	83	279	47	23	838	641
24-Mar-21	83	279	47	24	838	641
23-Mar-21	83	279	47	24	838	641
22-Mar-21	83	279	47	24	838	640
21-Mar-21	83	279	47	23	838	647

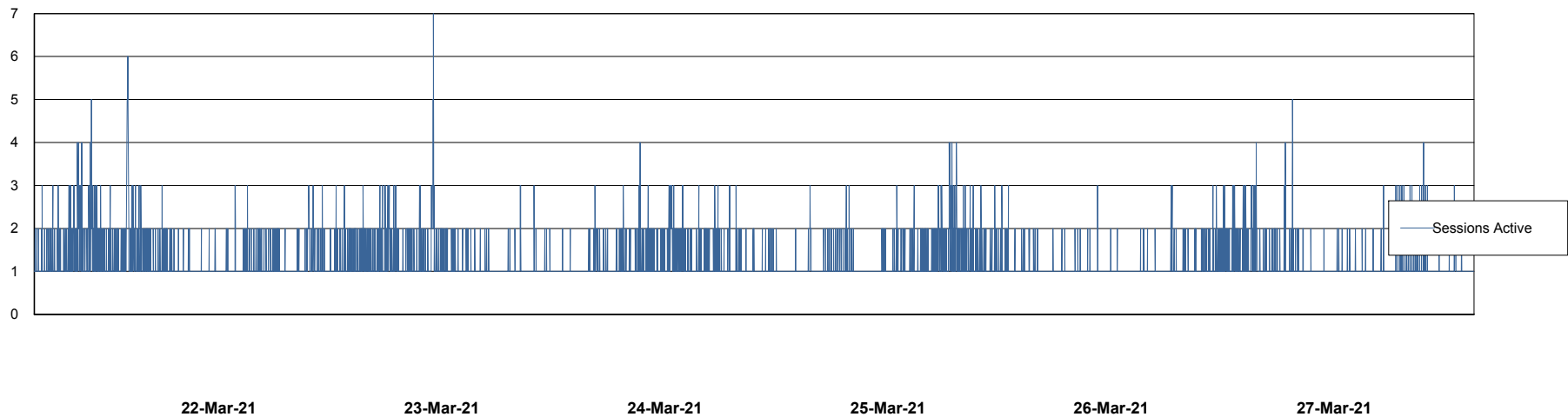
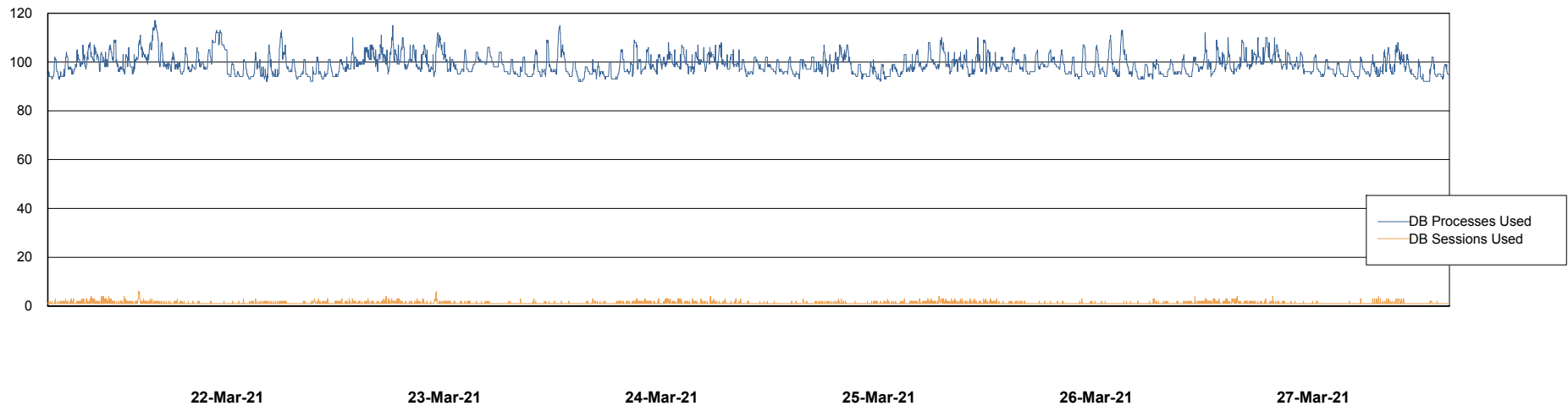
# Weekly SLA Customer Report

Customer PCO Production  
Database ID 44



## Database Performance PCODB\_Production

DB Processes Max 350



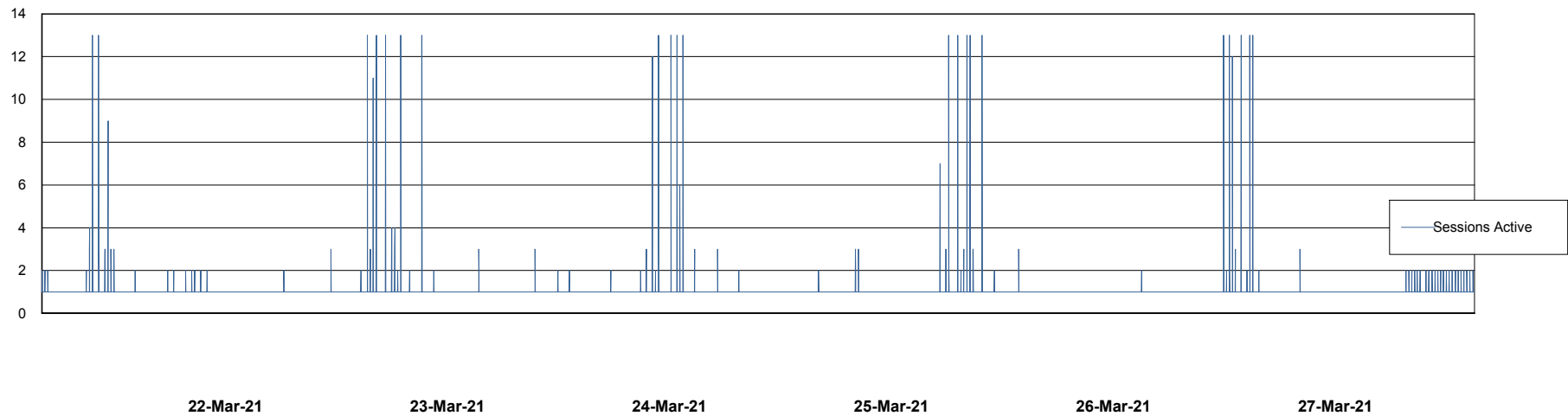
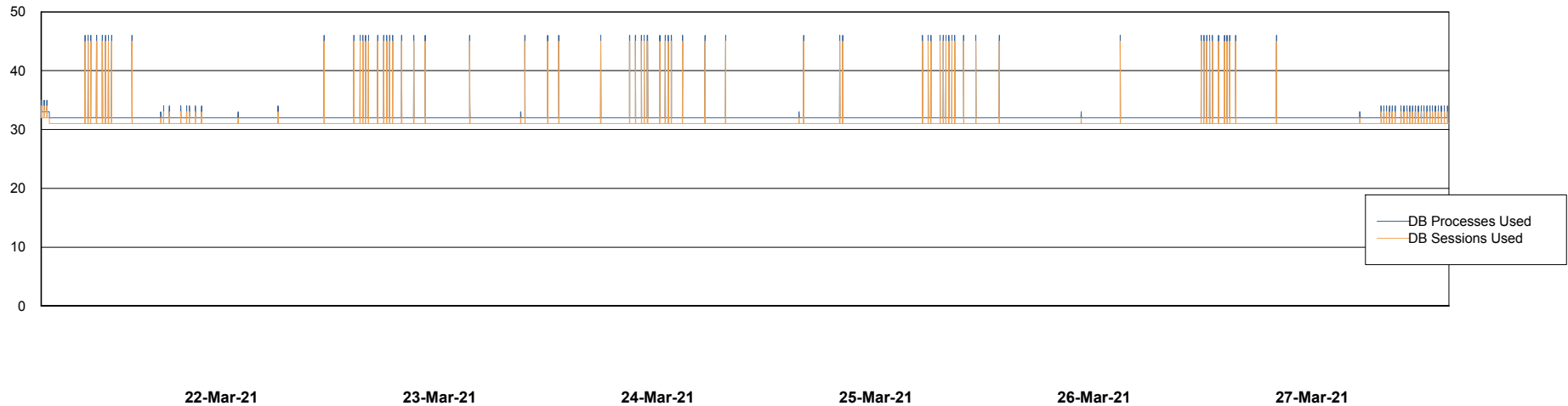
# Weekly SLA Customer Report

Customer PCO Production  
Database ID 44



## Database Performance PCODB\_Standby

DB Processes Max 350



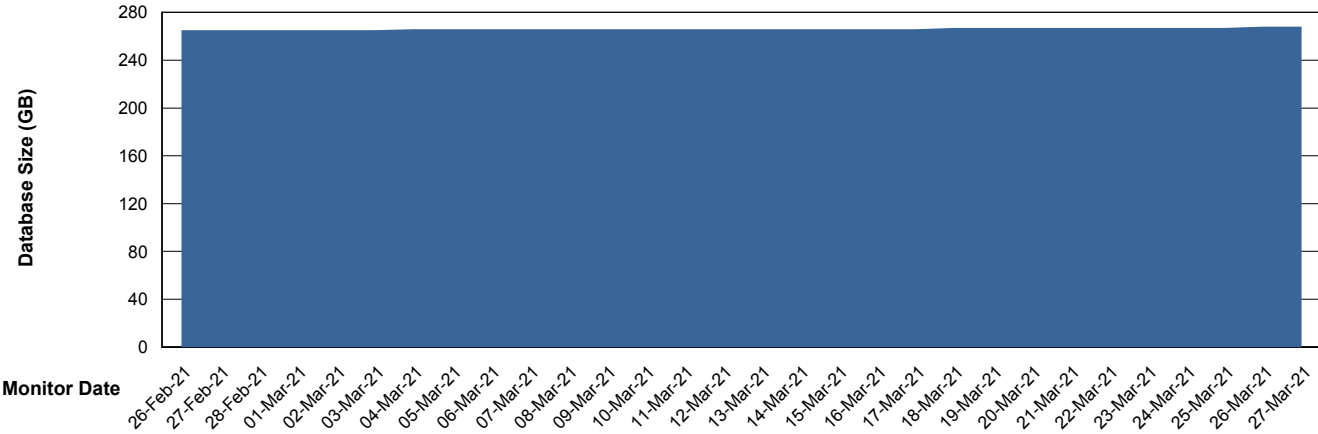
# Weekly SLA Customer Report

Customer PCO Production  
 Database ID 44



**DATABASE SIZE** PCODB\_Production

**Database growth over last month**



**Database Tablespace** PCODB\_Production

Date	Tablespace Name	Filesize (Gb)	Usedsize (Gb)	Percentage free
27-Mar-21	ABSDATA	238	106	56
	INDX	329	160	51
26-Mar-21	ABSDATA	238	106	56
	INDX	329	160	51
25-Mar-21	ABSDATA	238	106	56
	INDX	329	160	51
24-Mar-21	ABSDATA	238	106	56
	INDX	329	160	51
23-Mar-21	ABSDATA	238	106	56
	INDX	329	160	52
22-Mar-21	ABSDATA	238	105	56
	INDX	329	159	52
21-Mar-21	ABSDATA	238	105	56
	INDX	329	159	52

# Weekly SLA Customer Report

Customer PCO Production  
Database ID 44



Standby Database Health      PCO Production

### Recovery lag for last 7 days

