

Weekly SLA Customer Report

Customer PCO Production
 Database ID 44



Harddisk Usage PCO_PRD_ORACLE1

	Free disk space on C: (%)	Total disk space on C: (Gb)	Used disk space on C: (Gb)	Free disk space on D: (%)	Total disk space on D: (Gb)	Used disk space on D: (Gb)
20-Mar-21	76	447	106	45	1,676	917
19-Mar-21	76	447	106	46	1,676	909
18-Mar-21	76	447	106	46	1,676	909
17-Mar-21	76	447	106	46	1,676	909
16-Mar-21	76	447	106	46	1,676	909
15-Mar-21	76	447	106	46	1,676	907
14-Mar-21	76	447	106	46	1,676	902

Harddisk Usage PCO_PRD_ORACLE2

	Free disk space on C: (%)	Total disk space on C: (Gb)	Used disk space on C: (Gb)	Free disk space on D: (%)	Total disk space on D: (Gb)	Used disk space on D: (Gb)
20-Mar-21	83	279	47	23	838	646
19-Mar-21	83	279	47	23	838	646
18-Mar-21	82	279	49	23	838	646
17-Mar-21	75	279	71	23	838	646
16-Mar-21	75	279	71	23	838	646
15-Mar-21	75	279	71	23	838	644
14-Mar-21	75	279	71	23	838	642

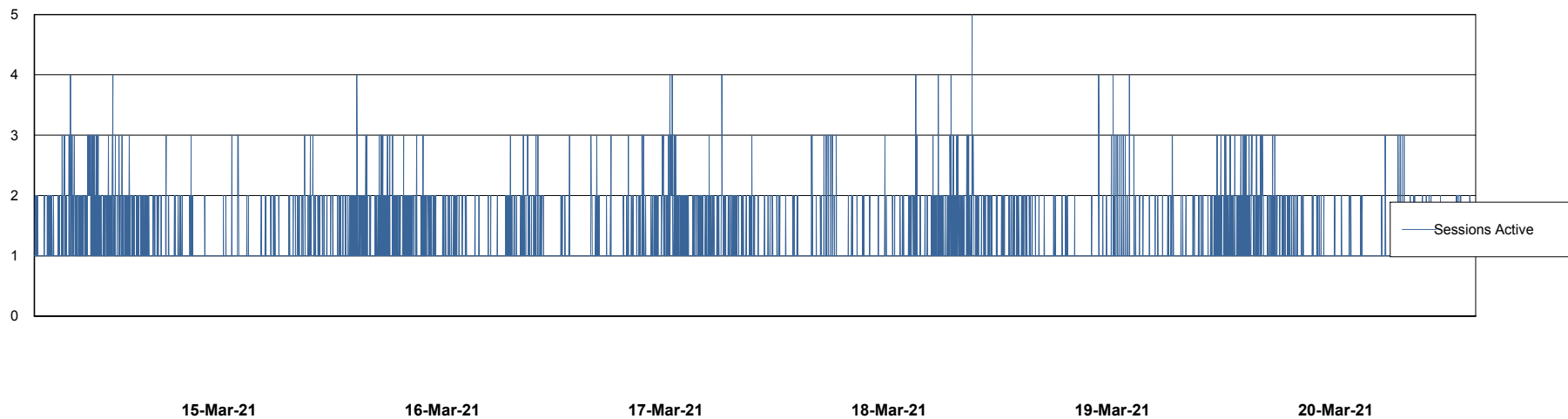
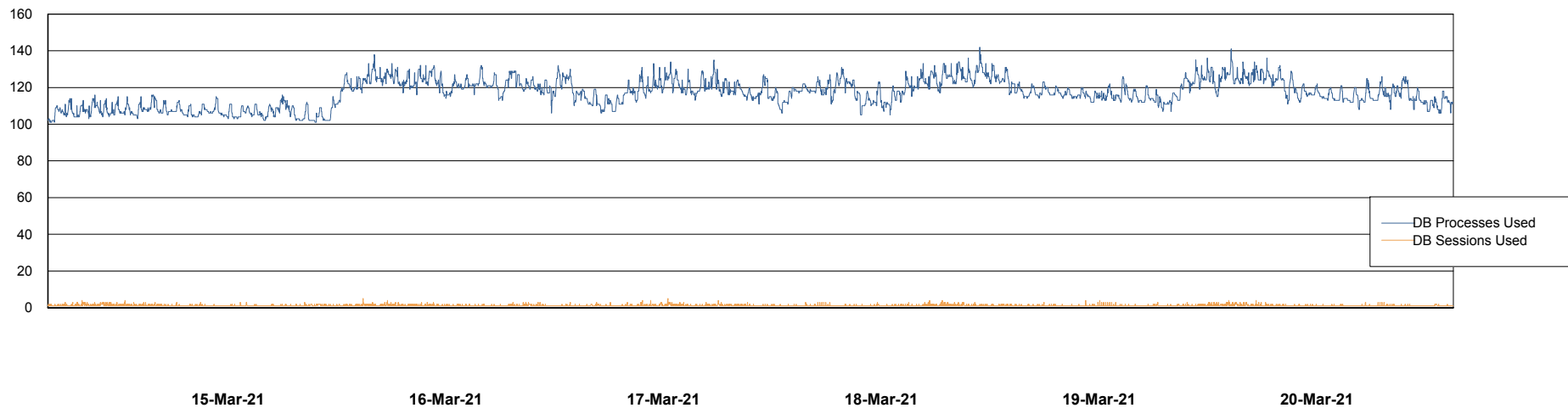
Weekly SLA Customer Report

Customer PCO Production
Database ID 44



Database Performance PCODB_Production

DB Processes Max 350



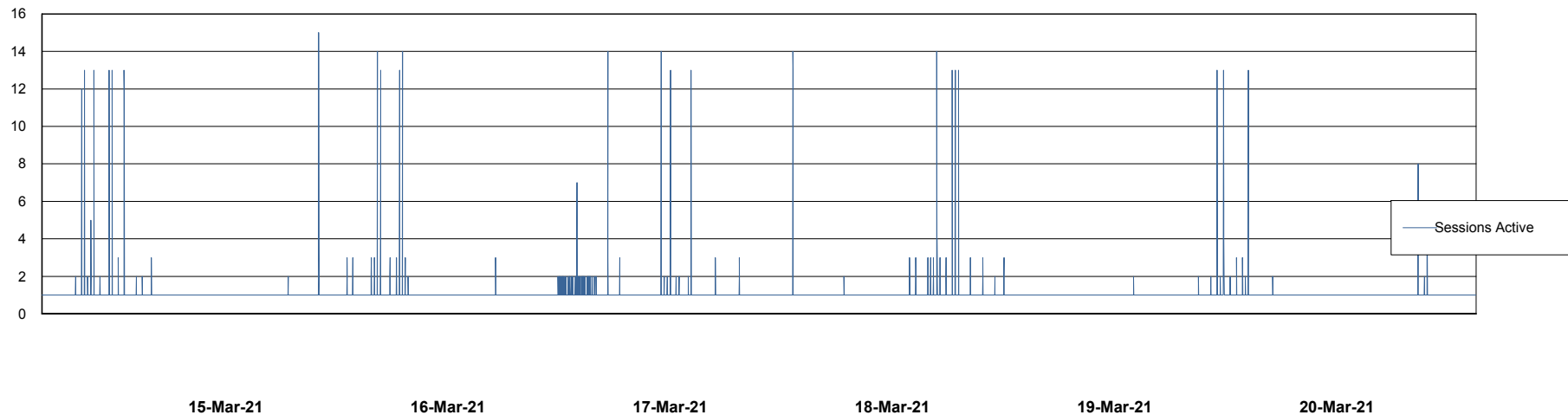
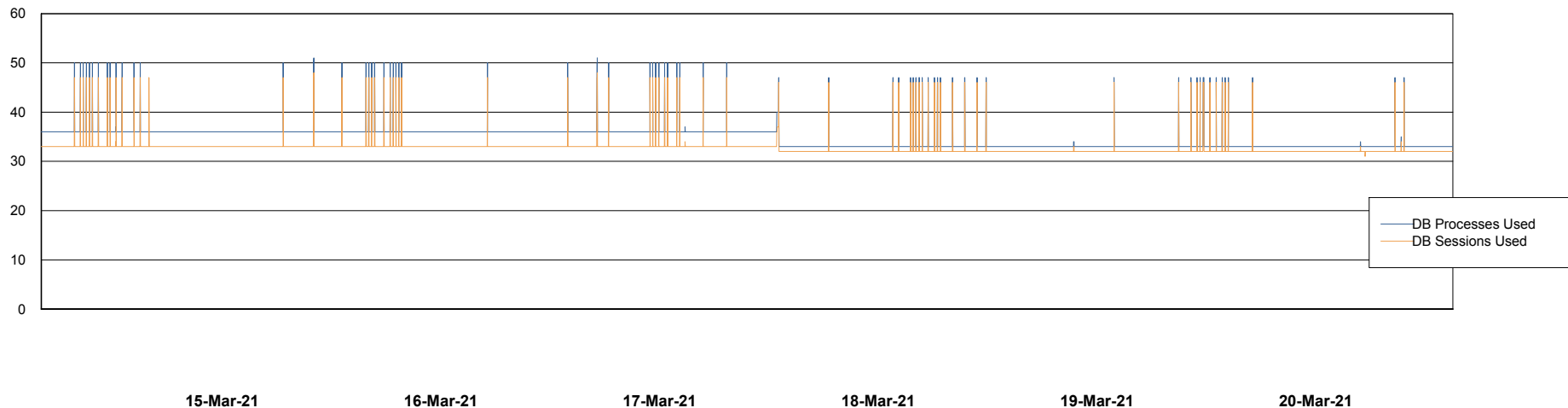
Weekly SLA Customer Report

Customer PCO Production
Database ID 44



Database Performance PCODB_Standby

DB Processes Max 350



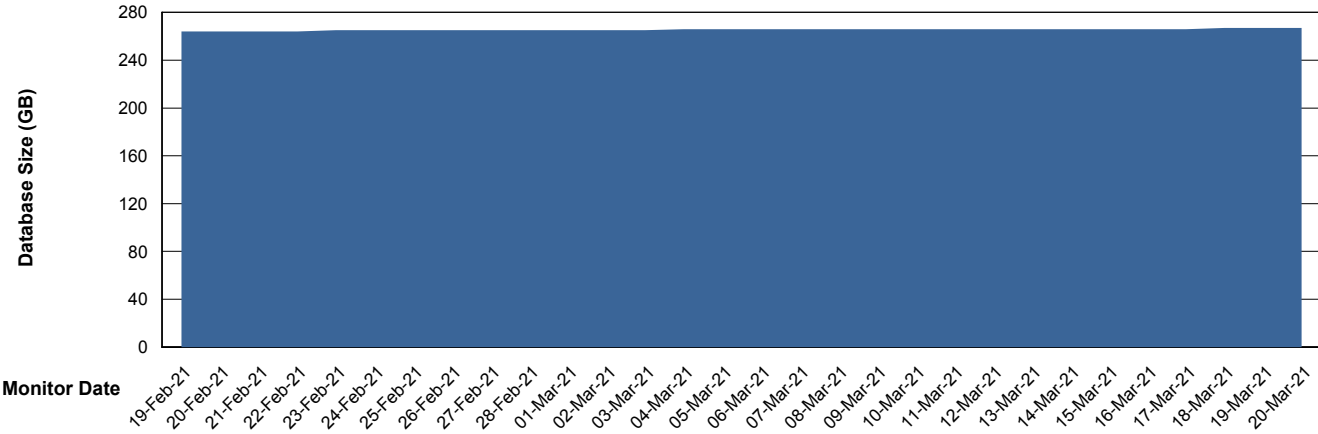
Weekly SLA Customer Report

Customer PCO Production
 Database ID 44



DATABASE SIZE PCODB_Production

Database growth over last month



Database Tablespace PCODB_Production

Date	Tablespace Name	Filesize (Gb)	Usedsize (Gb)	Percentage free
20-Mar-21	ABSDATA	238	105	56
	INDX	329	159	52
19-Mar-21	ABSDATA	238	105	56
	INDX	329	159	52
18-Mar-21	ABSDATA	238	105	56
	INDX	329	159	52
17-Mar-21	ABSDATA	238	105	56
	INDX	329	159	52
16-Mar-21	ABSDATA	238	105	56
	INDX	329	159	52
15-Mar-21	ABSDATA	238	105	56
	INDX	329	159	52
14-Mar-21	ABSDATA	238	105	56
	INDX	329	159	52

Weekly SLA Customer Report

Customer PCO Production
Database ID 44



Standby Database Health PCO Production

Recovery lag for last 7 days

