

# Weekly SLA Customer Report

Customer DFD Production  
 Database ID 39



Harddisk Usage DFD\_PRD\_ABSAPP1

	Free disk space on c: (%)	Total disk space on c: (Gb)
20-Mar-21	32	90
19-Mar-21	32	90
18-Mar-21	32	90
17-Mar-21	32	90
16-Mar-21	32	90
15-Mar-21	32	90
14-Mar-21	32	90

Harddisk Usage DFD\_PRD\_ABSAPP2

	Free disk space on c: (%)	Total disk space on c: (Gb)
20-Mar-21	40	100
19-Mar-21	40	100
18-Mar-21	40	100
17-Mar-21	40	100
16-Mar-21	40	100
15-Mar-21	40	100
14-Mar-21	40	100

# Weekly SLA Customer Report

Customer DFD Production  
Database ID 39



## Harddisk Usage DFD\_PRD\_ABSAPP3

	Free disk space on c: (%)	Total disk space on c: (Gb)
20-Mar-21	23	70
19-Mar-21	23	70
18-Mar-21	23	70
17-Mar-21	23	70
16-Mar-21	23	70
15-Mar-21	23	70
14-Mar-21	23	70

## Harddisk Usage DFD\_PRD\_BI1

	Free disk space on c: (%)	Total disk space on c: (Gb)	Free disk space on e: (%)	Total disk space on e: (Gb)
20-Mar-21	18	150	20	200
19-Mar-21	18	150	20	200
18-Mar-21	18	150	20	200
17-Mar-21	18	150	20	200
16-Mar-21	18	150	20	200
15-Mar-21	18	150	20	200
14-Mar-21	18	150	20	200

# Weekly SLA Customer Report

Customer DFD Production  
 Database ID 39



Harddisk Usage DFD\_PRD\_ORACLE1

	Free disk space on c: (%)	Total disk space on c: (Gb)	Free disk space on d: (%)	Total disk space on d: (Gb)	Free disk space on e: (%)	Total disk space on e: (Gb)	Free disk space on f: (%)	Total disk space on f: (Gb)
20-Mar-21	25	78	72	479	24	550	66	800
19-Mar-21	25	78	72	479	24	550	66	800
18-Mar-21	25	78	72	479	24	550	66	800
17-Mar-21	25	78	72	479	24	550	66	800
16-Mar-21	25	78	72	479	24	550	66	800
15-Mar-21	25	78	72	479	24	550	66	800
14-Mar-21	25	78	72	479	24	550	66	800

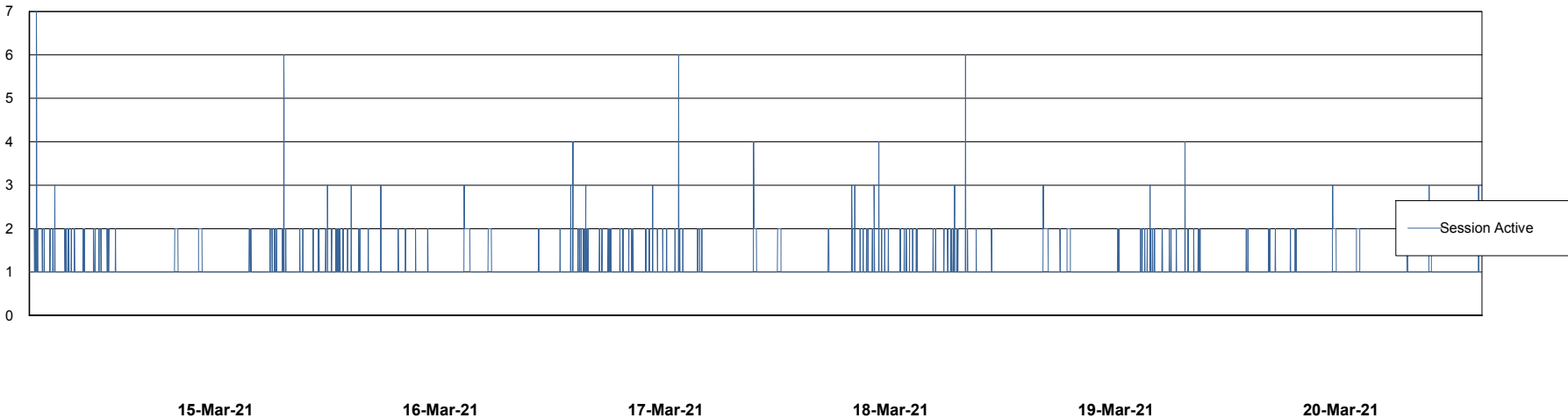
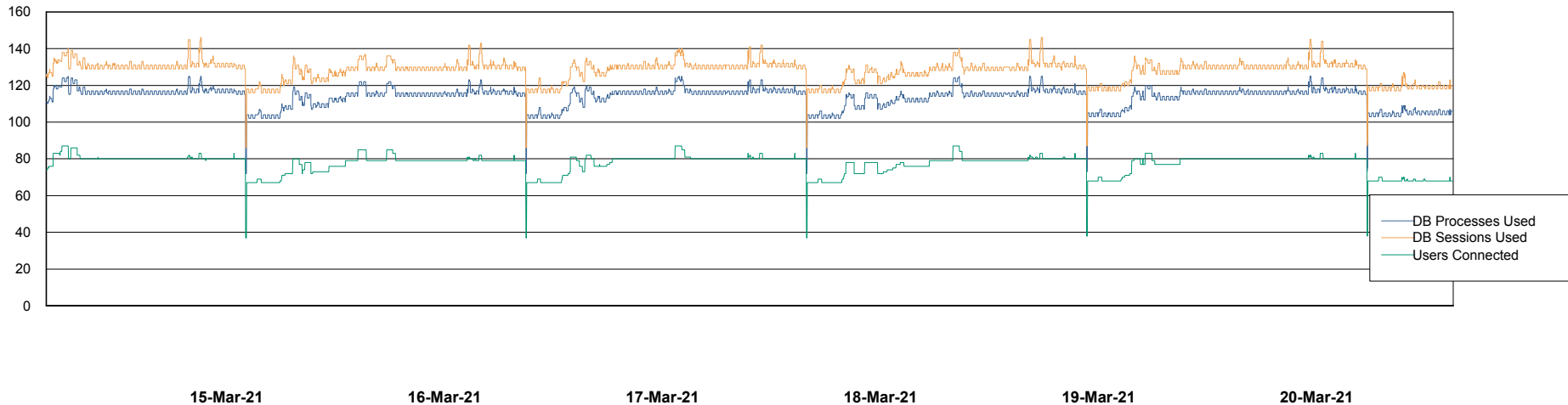
# Weekly SLA Customer Report

Customer DFD Production  
Database ID 39



## Database Performance DFDDDB\_Production

DB Processes Max 600  
DB Sessions Max 924



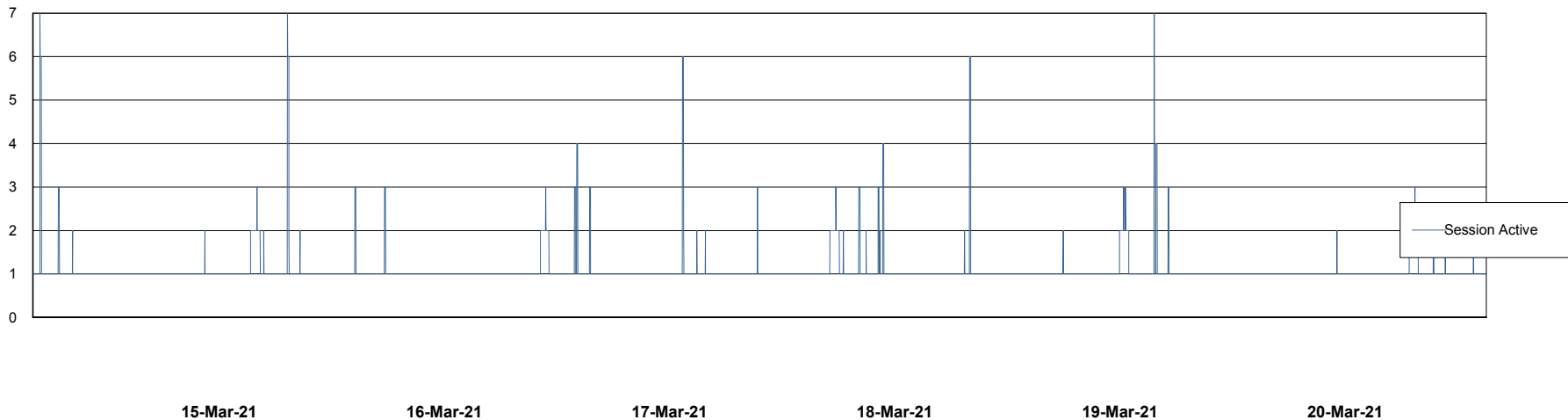
# Weekly SLA Customer Report

Customer DFD Production  
Database ID 39



## Database Performance DFDDDBI\_Production

DB Processes Max 500  
DB Sessions Max 772



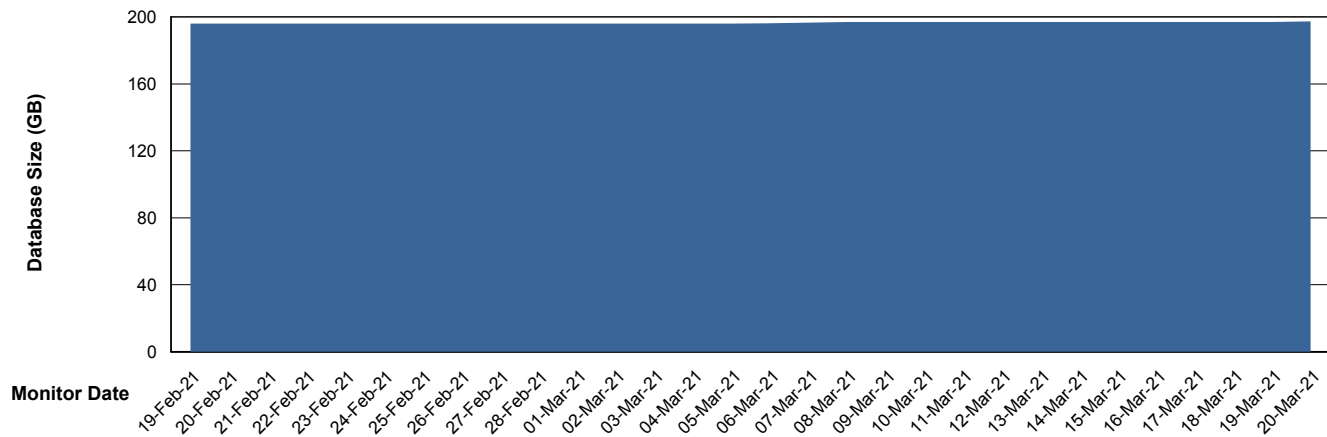
# Weekly SLA Customer Report

Customer DFD Production  
 Database ID 39



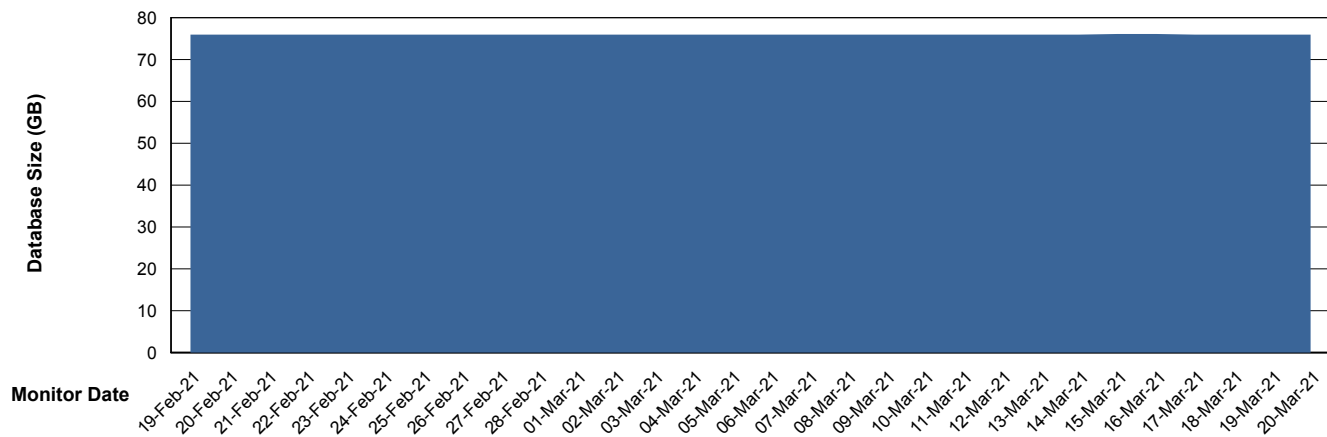
DATABASE SIZE DFDDDB\_Production

### Database growth over last month



DATABASE SIZE DFDDDBI\_Production

### Database growth over last month



# Weekly SLA Customer Report

Customer DFD Production  
 Database ID 39



Database Tablespace DFDDDB\_Production

Date	Tablespace Name	Filesize (Gb)	Usedsize (Gb)	Percentage free
20-Mar-21	ABSDATA	83	64	23
	INDX	161	130	19
19-Mar-21	ABSDATA	83	64	23
	INDX	161	130	19
18-Mar-21	ABSDATA	83	64	23
	INDX	161	130	19
17-Mar-21	ABSDATA	83	64	23
	INDX	161	130	19
16-Mar-21	ABSDATA	83	64	23
	INDX	161	130	19
15-Mar-21	ABSDATA	83	64	23
	INDX	161	130	19
14-Mar-21	ABSDATA	83	64	23
	INDX	161	130	19

# Weekly SLA Customer Report

Customer DFD Production  
Database ID 39



Database Tablespace		DFDDBBI_Production		
Date	Tablespace Name	Filesize (Gb)	Usedsize (Gb)	Percentage free
20-Mar-21	ABSDATA	44	37	16
	INDX	41	34	17
19-Mar-21	ABSDATA	44	37	16
	INDX	41	34	17
18-Mar-21	ABSDATA	44	37	16
	INDX	41	34	17
17-Mar-21	ABSDATA	44	37	16
	INDX	41	34	17
16-Mar-21	ABSDATA	44	37	16
	INDX	41	34	17
15-Mar-21	ABSDATA	44	37	16
	INDX	41	34	17
14-Mar-21	ABSDATA	44	37	16
	INDX	41	34	17

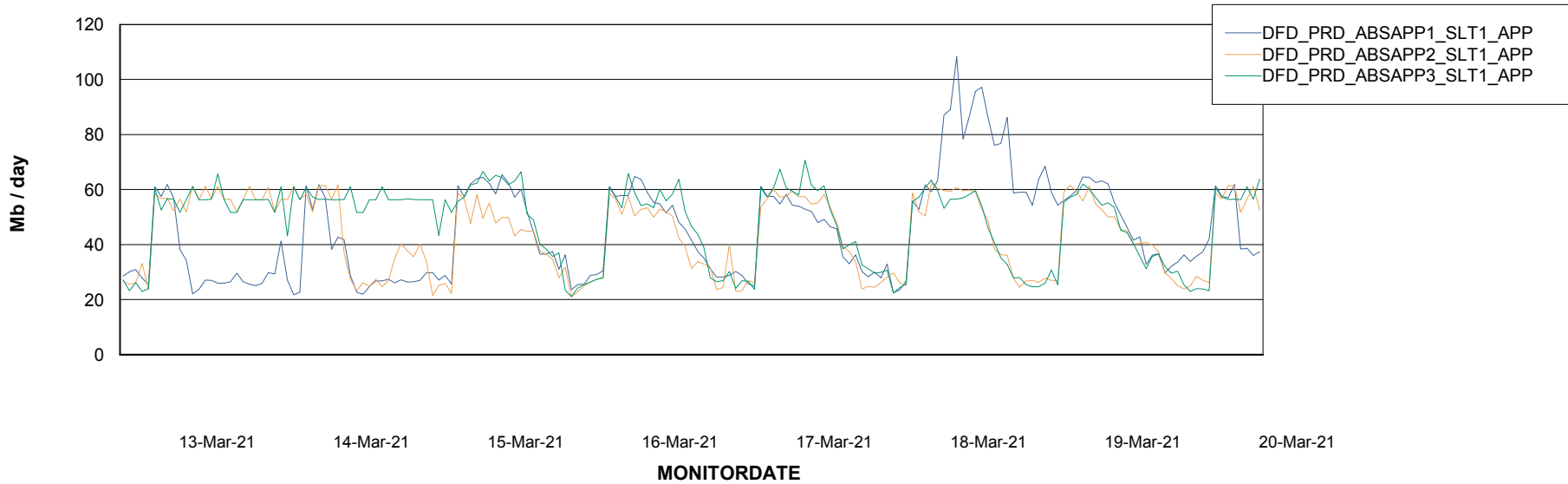
# Weekly SLA Customer Report

Customer DFD Production  
Database ID 39

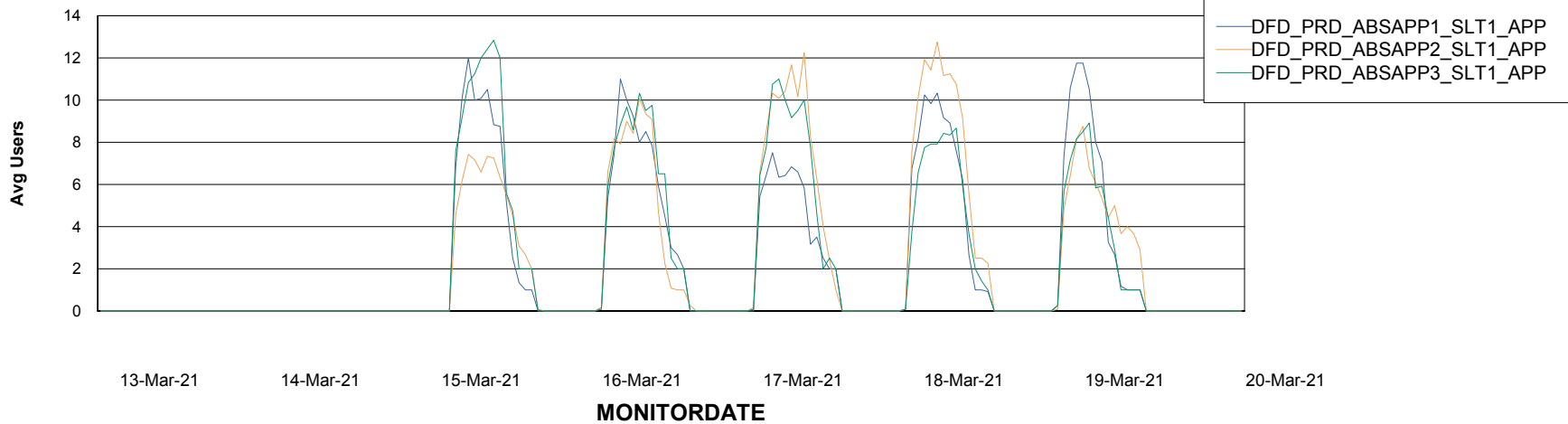


## ABSSolute Application Server Services

### Avg memory used per ABS Server Service



### Avg users per day per ABS server



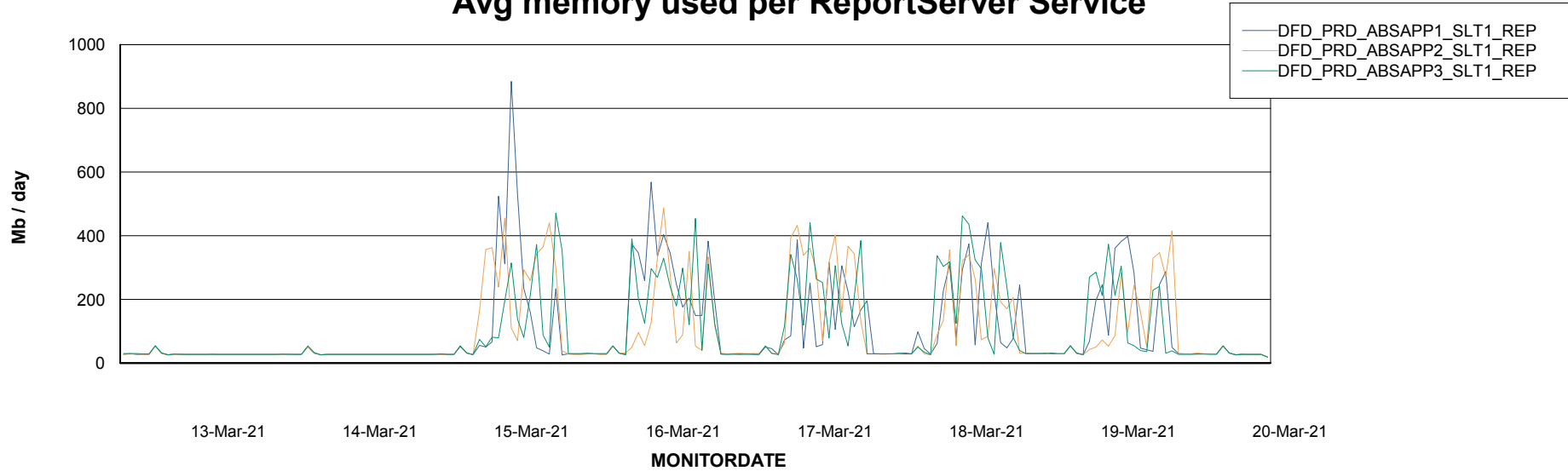
# Weekly SLA Customer Report

Customer DFD Production  
Database ID 39



## ABSSolute Application ReportServer Services

### Avg memory used per ReportServer Service



### Disaster per ABS component

