

Weekly SLA Customer Report

Customer PCO Production
 Database ID 44



Harddisk Usage PCO_PRD_ORACLE1

	Free disk space on C: (%)	Total disk space on C: (Gb)	Used disk space on C: (Gb)	Free disk space on D: (%)	Total disk space on D: (Gb)	Used disk space on D: (Gb)
06-Mar-21	76	447	106	46	1,676	905
05-Mar-21	76	447	106	46	1,676	902
04-Mar-21	76	447	106	46	1,676	903
03-Mar-21	76	447	106	46	1,676	903
02-Mar-21	76	447	106	46	1,676	901
01-Mar-21	76	447	106	46	1,676	906
28-Feb-21	76	447	106	47	1,676	892

Harddisk Usage PCO_PRD_ORACLE2

	Free disk space on C: (%)	Total disk space on C: (Gb)	Used disk space on C: (Gb)	Free disk space on D: (%)	Total disk space on D: (Gb)	Used disk space on D: (Gb)
06-Mar-21	75	279	71	24	838	641
05-Mar-21	75	279	71	24	838	640
04-Mar-21	75	279	71	24	838	640
03-Mar-21	75	279	71	24	838	641
02-Mar-21	75	279	71	23	838	642
01-Mar-21	75	279	71	23	838	642
28-Feb-21	75	279	71	23	838	643

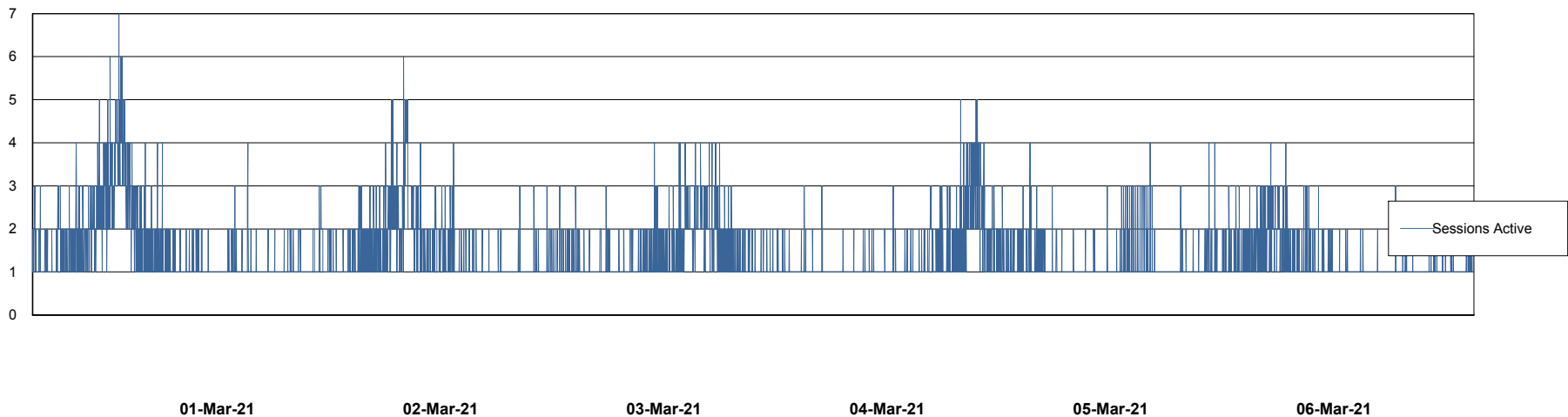
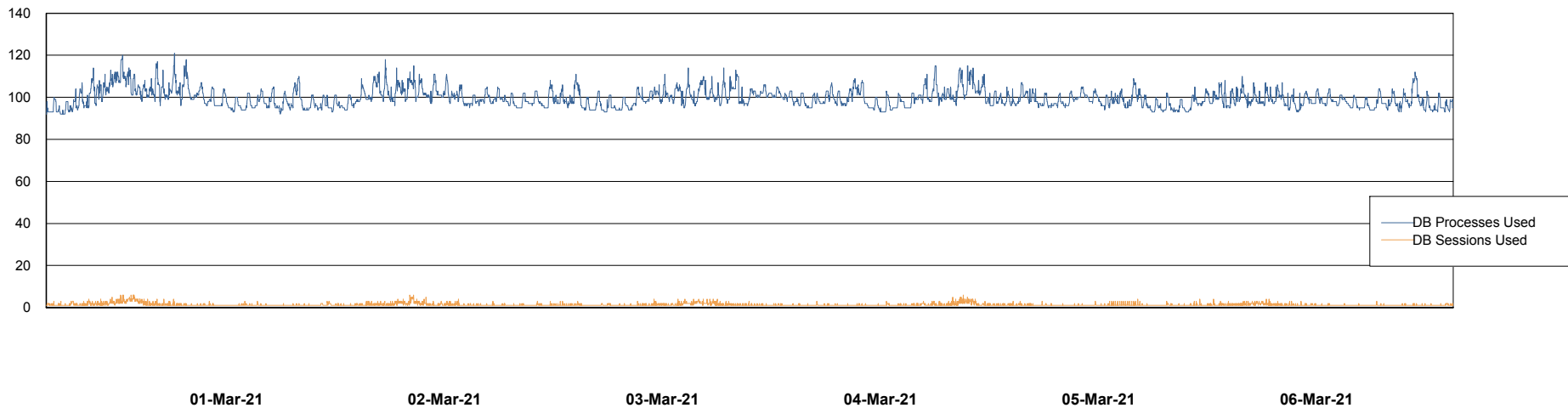
Weekly SLA Customer Report

Customer PCO Production
Database ID 44



Database Performance PCODB_Production

DB Processes Max 350



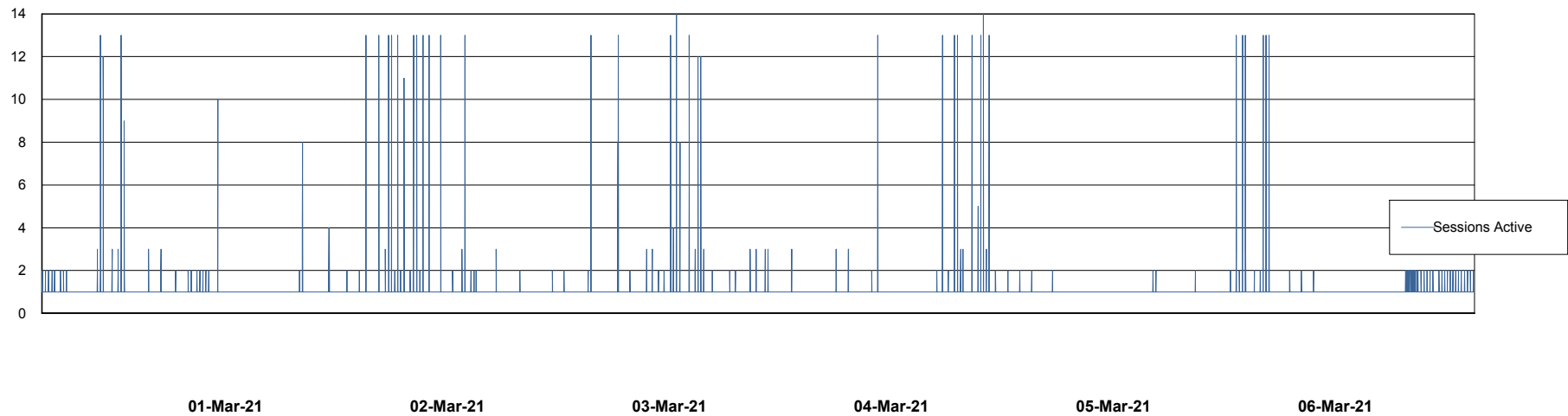
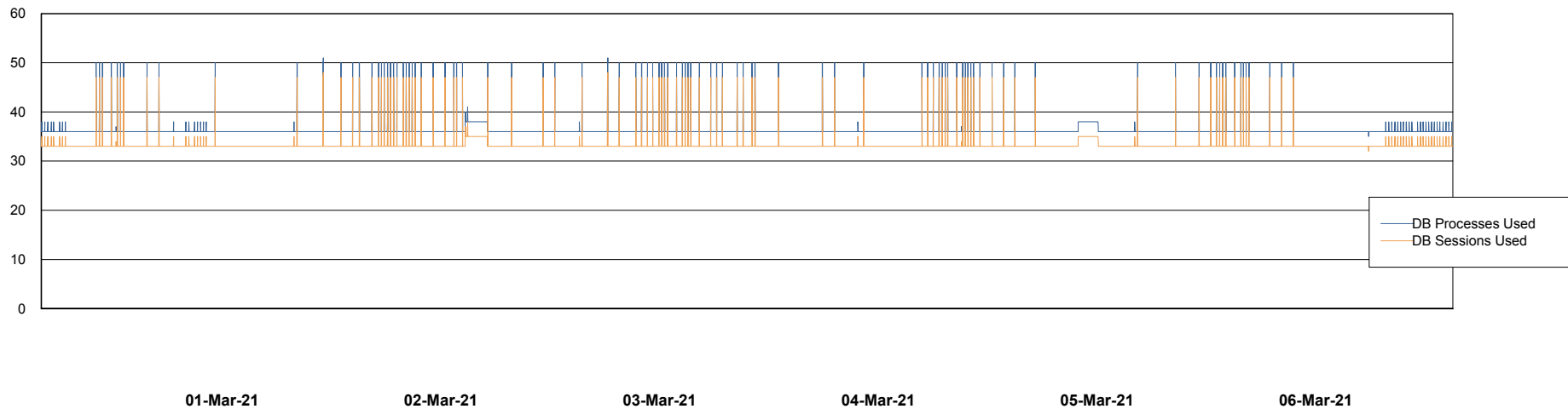
Weekly SLA Customer Report

Customer PCO Production
Database ID 44



Database Performance PCODB_Standby

DB Processes Max 350



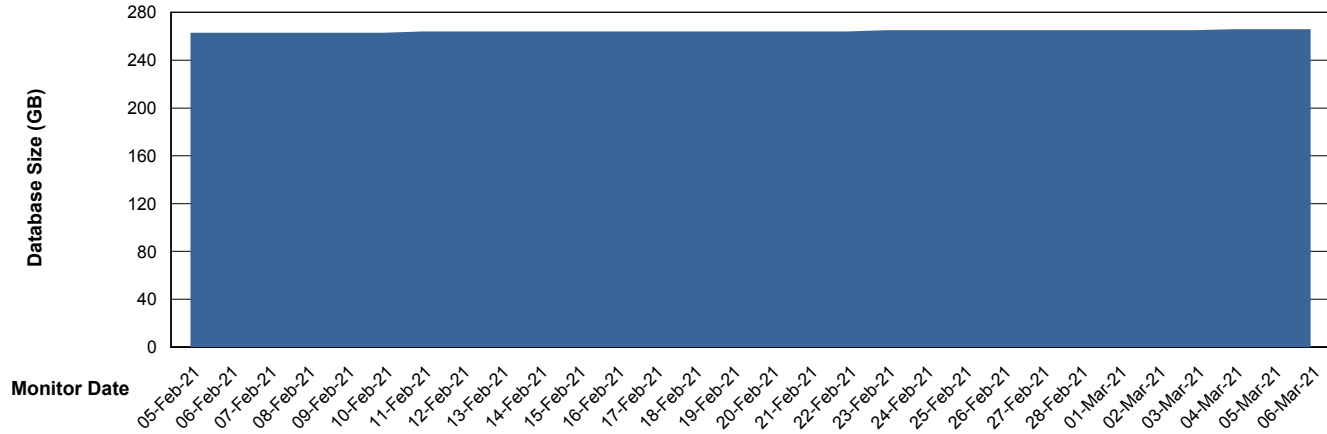
Weekly SLA Customer Report

Customer PCO Production
 Database ID 44



DATABASE SIZE PCODB_Production

Database growth over last month



Database Tablespace PCODB_Production

Date	Tablespace Name	Filesize (Gb)	Usedsize (Gb)	Percentage free
06-Mar-21	ABSDATA	238	105	56
	INDX	329	159	52
05-Mar-21	ABSDATA	238	105	56
	INDX	329	159	52
04-Mar-21	ABSDATA	238	105	56
	INDX	329	159	52
03-Mar-21	ABSDATA	238	105	56
	INDX	329	158	52
02-Mar-21	ABSDATA	238	105	56
	INDX	329	158	52
01-Mar-21	ABSDATA	238	105	56
	INDX	329	158	52
28-Feb-21	ABSDATA	238	105	56
	INDX	329	158	52

Weekly SLA Customer Report

Customer PCO Production
Database ID 44



Standby Database Health PCO Production

Recovery lag for last 7 days

