

# Weekly SLA Customer Report

Customer BCM\_Production  
Database ID 81



## Harddisk Usage BCM\_ABS-DEVBD-02 Standby DB Server

	Free disk space on C: (%)	Total disk space on C: (Gb)	Used disk space on C: (Gb)	Free disk space on D: (%)	Total disk space on D: (Gb)	Used disk space on D: (Gb)	Free disk space on E: (%)	Total disk space on E: (Gb)	Used disk space on E: (Gb)
06-Mar-21	30	100	70	62	200	75	70	50	15
05-Mar-21	30	100	69	62	200	76	70	50	15
04-Mar-21	30	100	69	62	200	75	70	50	14
03-Mar-21	30	100	70	62	200	76	70	50	15
02-Mar-21	30	100	70	62	200	76	71	50	15
01-Mar-21	30	100	70	62	200	76	71	50	15
28-Feb-21	30	100	70	62	200	76	69	50	16

## Harddisk Usage BCM\_ABS-PRODBD-02 Production DB Server

	Free disk space on C: (%)	Total disk space on C: (Gb)	Used disk space on C: (Gb)	Free disk space on D: (%)	Total disk space on D: (Gb)	Used disk space on D: (Gb)	Free disk space on E: (%)	Total disk space on E: (Gb)	Used disk space on E: (Gb)
06-Mar-21	55	100	44	74	200	52	80	250	50
05-Mar-21	55	100	44	75	200	51	80	250	50
04-Mar-21	55	100	44	75	200	50	80	250	50
03-Mar-21	55	100	44	75	200	50	80	250	50
02-Mar-21	55	100	44	75	200	50	80	250	50
01-Mar-21	55	100	44	75	200	50	80	250	50
28-Feb-21	55	100	44	74	200	52	78	250	56

# Weekly SLA Customer Report

Customer BCM\_Production  
Database ID 81



## Harddisk Usage BCM\_PRD\_ABS-DEVPROD-02

	Free disk space on C: (%)	Total disk space on C: (Gb)	Used disk space on C: (Gb)
06-Mar-21	60	126	51
05-Mar-21	60	126	51
04-Mar-21	60	126	51
03-Mar-21	60	126	51
02-Mar-21	60	126	51
01-Mar-21	60	126	51
28-Feb-21	60	126	51

## Harddisk Usage BCM\_PRD\_ABS-DEVWEB-02

	Free disk space on C: (%)	Total disk space on C: (Gb)	Used disk space on C: (Gb)
06-Mar-21	40	79	48
05-Mar-21	40	79	48
04-Mar-21	40	79	48
03-Mar-21	40	79	48
02-Mar-21	40	79	48
01-Mar-21	40	79	48
28-Feb-21	40	79	48

# Weekly SLA Customer Report

Customer BCM\_Production  
Database ID 81



Harddisk Usage BCM\_PRD\_ABS-PROD-02

	Free disk space on C: (%)	Total disk space on C: (Gb)	Used disk space on C: (Gb)
06-Mar-21	35	100	65
05-Mar-21	35	100	65
04-Mar-21	35	100	65
03-Mar-21	35	100	65
02-Mar-21	35	100	65
01-Mar-21	35	100	65
28-Feb-21	35	100	65

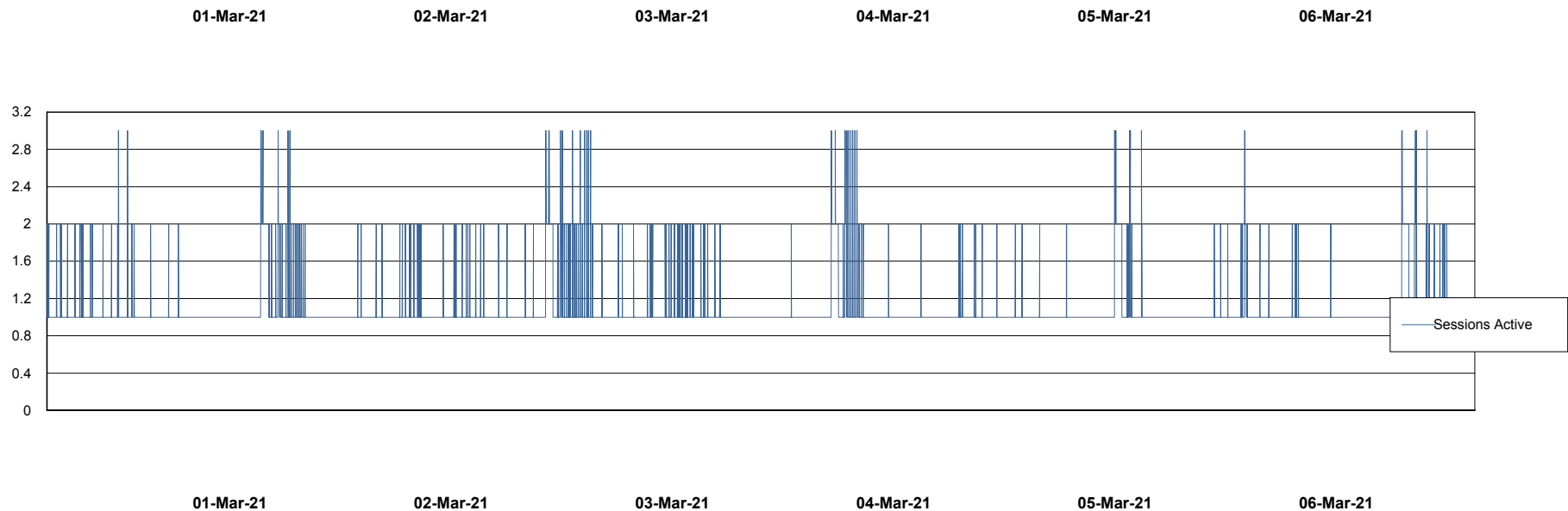
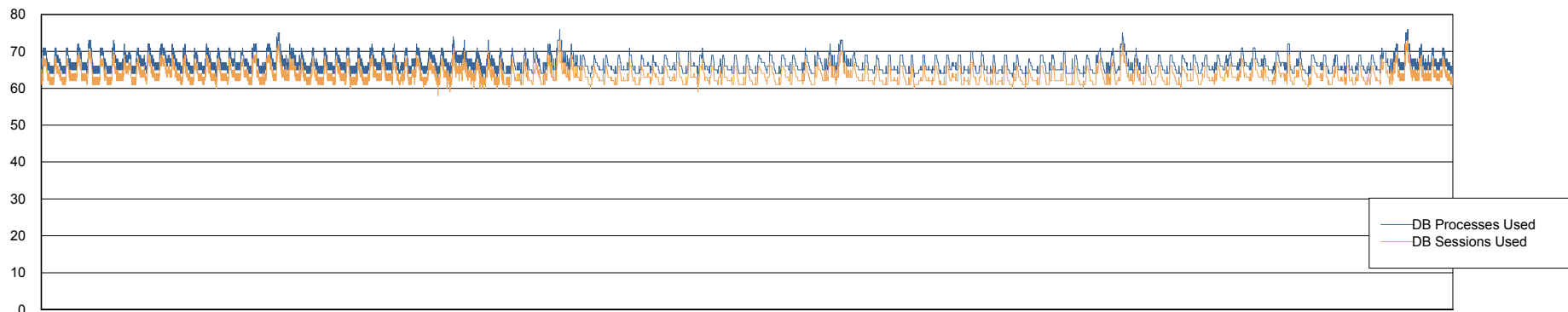
# Weekly SLA Customer Report

Customer BCM\_Production  
Database ID 81



## Database Performance BCMDB\_ABS1 Production Database

DB Processes Max 500



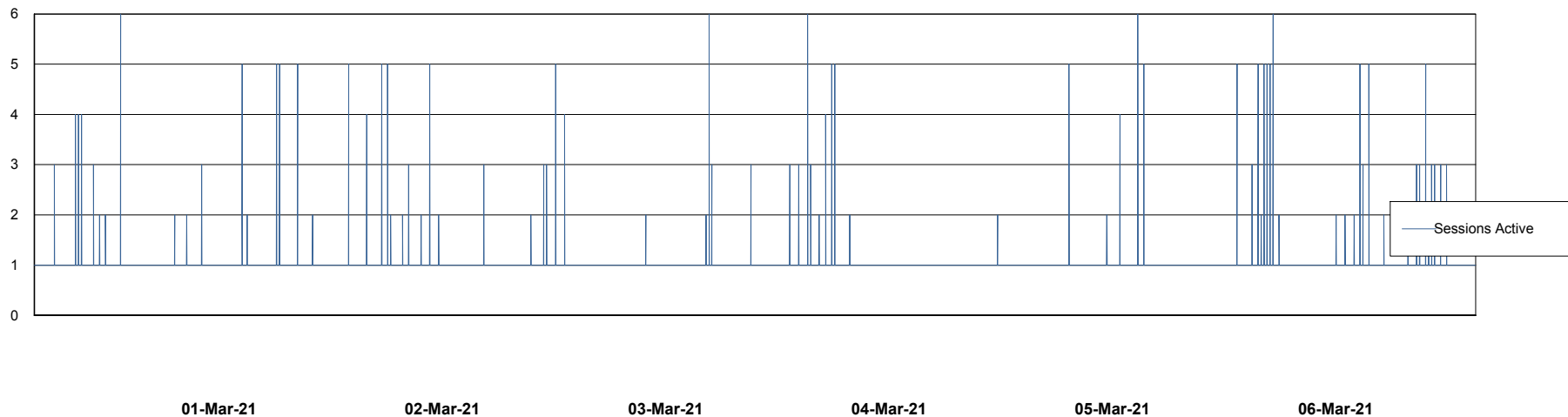
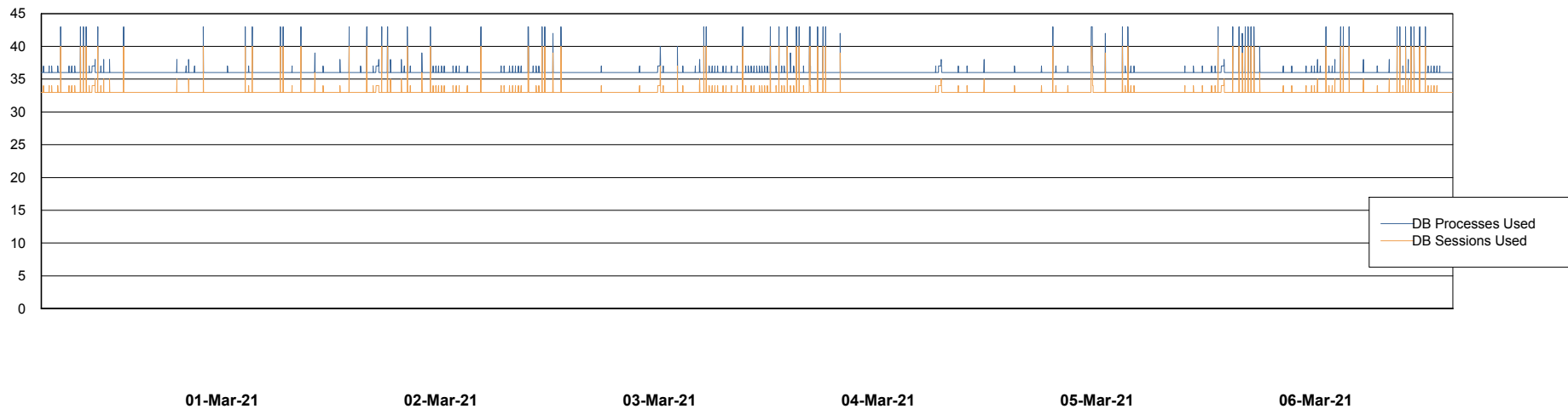
# Weekly SLA Customer Report

Customer BCM\_Production  
Database ID 81



Database Performance BCMDB\_ABS1SB Standby Database

DB Processes Max 500



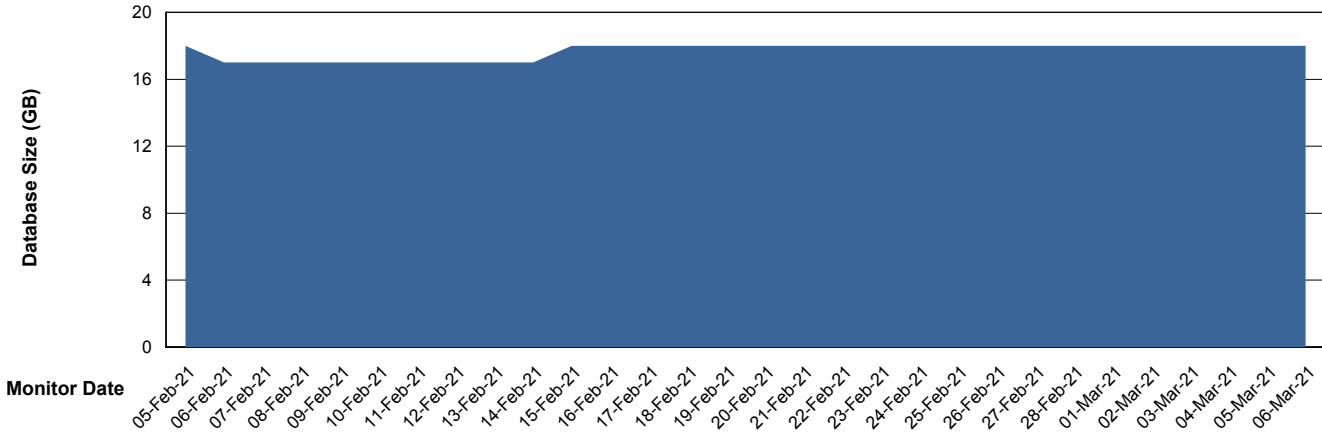
# Weekly SLA Customer Report

Customer BCM\_Production  
 Database ID 81



DATABASE SIZE BCMDB\_ABS1 Production Database

Database growth over last month



Database Tablespace BCMDB\_ABS1 Production Database

Date	Tablespace Name	Filesize (Gb)	Usedsize (Gb)	Percentage free
06-Mar-21	ABSDATA	5	4	16
	INDX	10	8	20
05-Mar-21	ABSDATA	5	4	16
	INDX	10	8	20
04-Mar-21	ABSDATA	5	4	17
	INDX	10	8	20
03-Mar-21	ABSDATA	5	4	17
	INDX	10	8	20
02-Mar-21	ABSDATA	5	4	17
	INDX	10	8	20
01-Mar-21	ABSDATA	5	4	17
	INDX	10	8	20
28-Feb-21	ABSDATA	5	4	17
	INDX	10	8	20

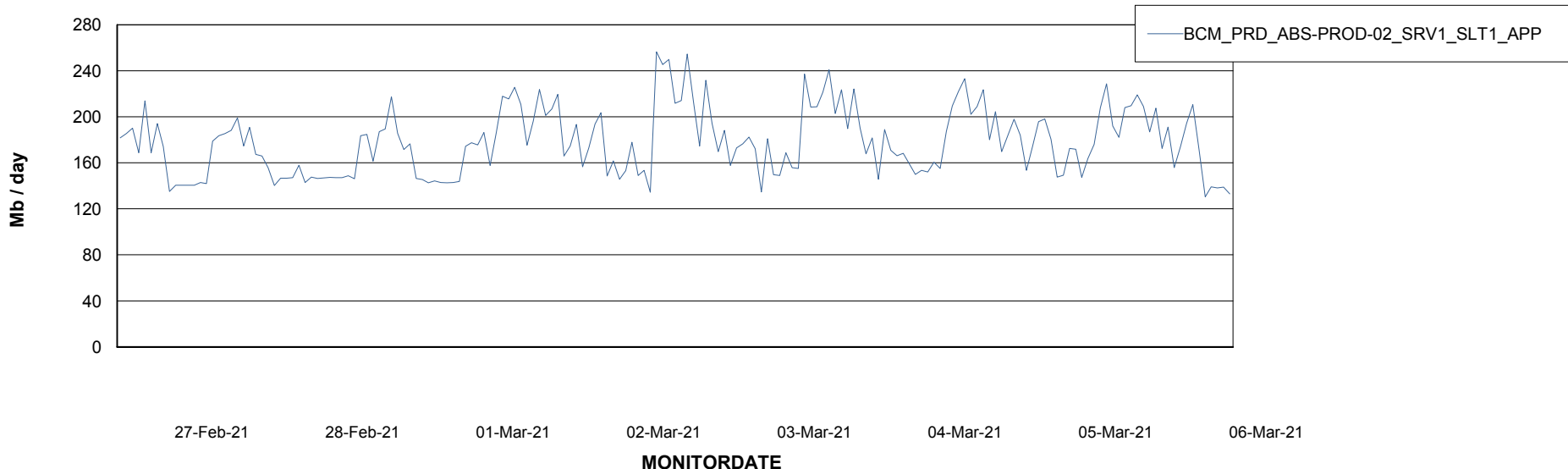
# Weekly SLA Customer Report

Customer BCM\_Production  
Database ID 81

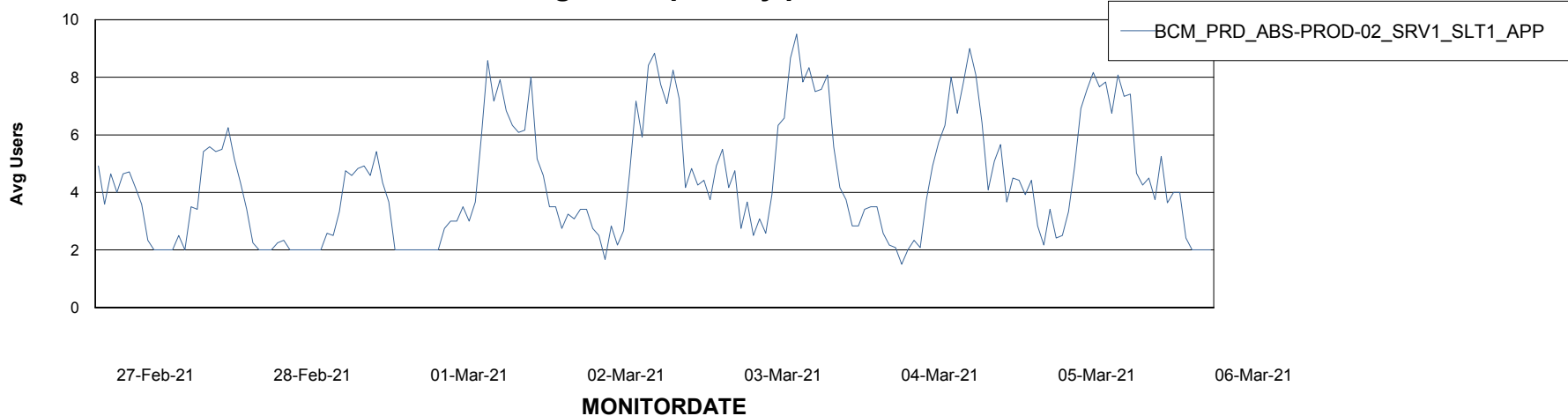


## ABSSolute Application Server Services

### Avg memory used per ABS Server Service



### Avg users per day per ABS server



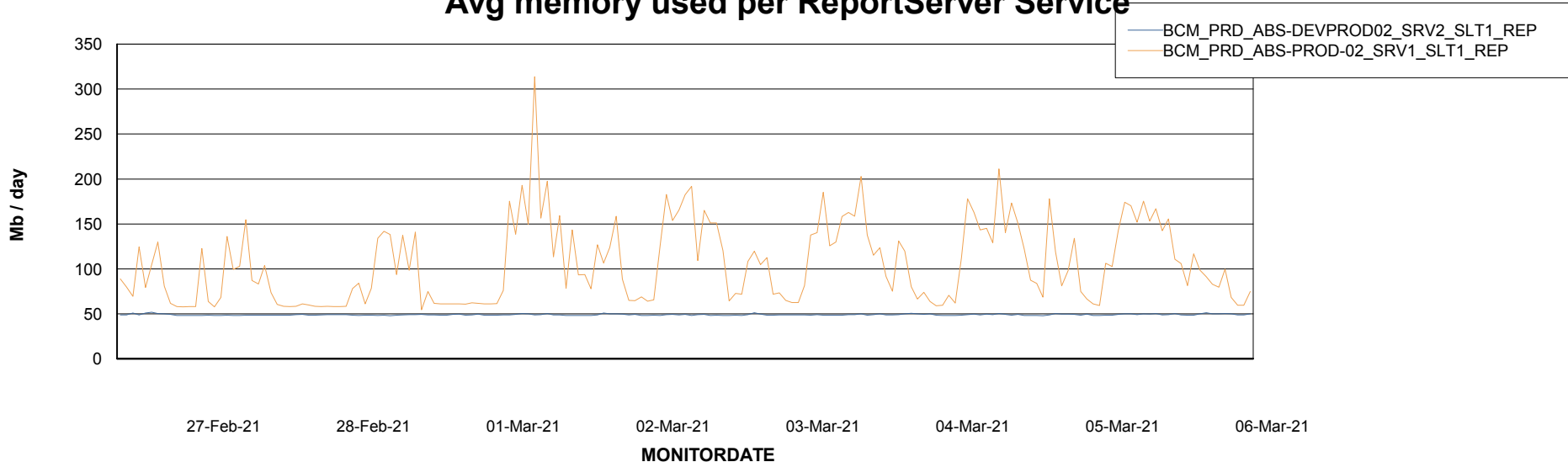
# Weekly SLA Customer Report

Customer BCM\_Production  
Database ID 81



## ABSSolute Application ReportServer Services

### Avg memory used per ReportServer Service



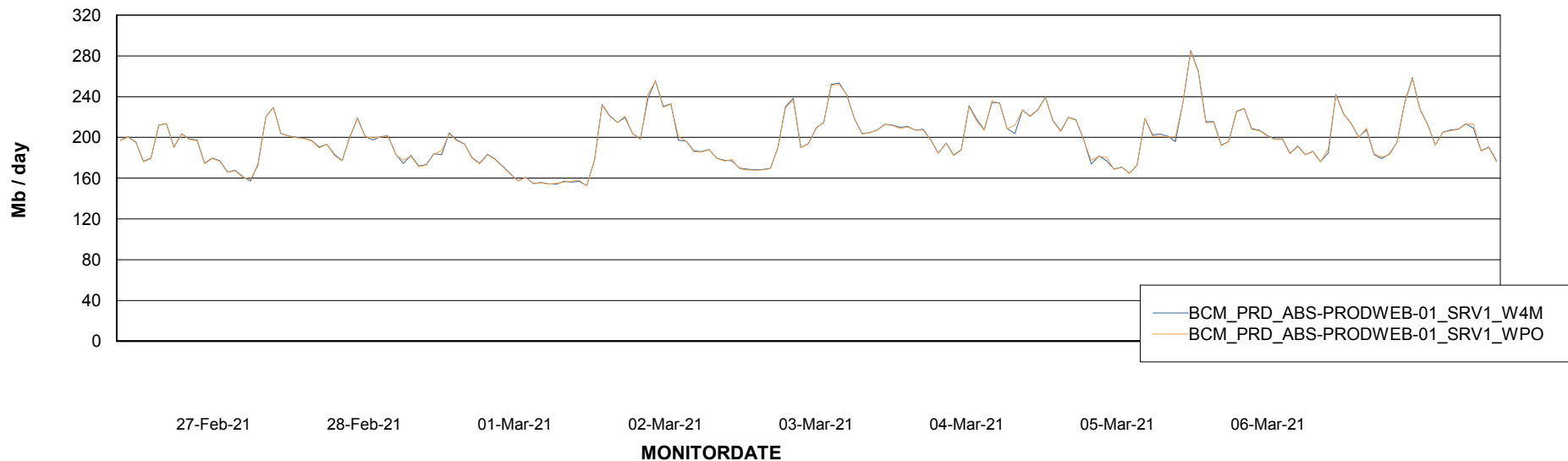
# Weekly SLA Customer Report

Customer BCM\_Production  
Database ID 81



## ABSolute Web Component Services

### Avg memory used per ABS Web component



# Weekly SLA Customer Report

Customer BCM\_Production  
Database ID 81



## Disaster per ABS component

