

# Weekly SLA Customer Report

Customer SPI\_Production  
 Database ID 49



Harddisk Usage SPI\_PRD\_ORACLE1

	Free disk space on c: (%)	Total disk space on c: (Gb)	Total disk space on d: (Gb)
27-Feb-21	24	79	100
26-Feb-21	24	79	100
25-Feb-21	24	79	100
24-Feb-21	24	79	100
23-Feb-21	24	79	100
22-Feb-21	24	79	100
21-Feb-21	25	79	100

Harddisk Usage SPI\_Webserver

	Free disk space on c: (%)	Total disk space on c: (Gb)	Free disk space on d: (%)	Total disk space on d: (Gb)
27-Feb-21	50	79	56	100
26-Feb-21	50	79	13	100
25-Feb-21	50	79	14	100
24-Feb-21	50	79	14	100
23-Feb-21	50	79	15	100
22-Feb-21	50	79	16	100
21-Feb-21	50	79	17	100

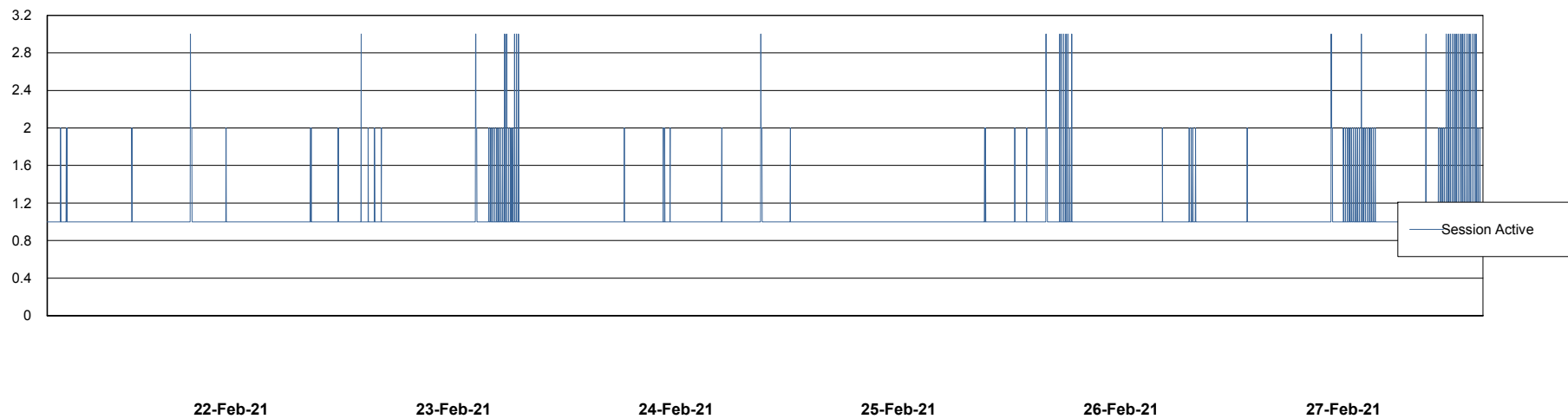
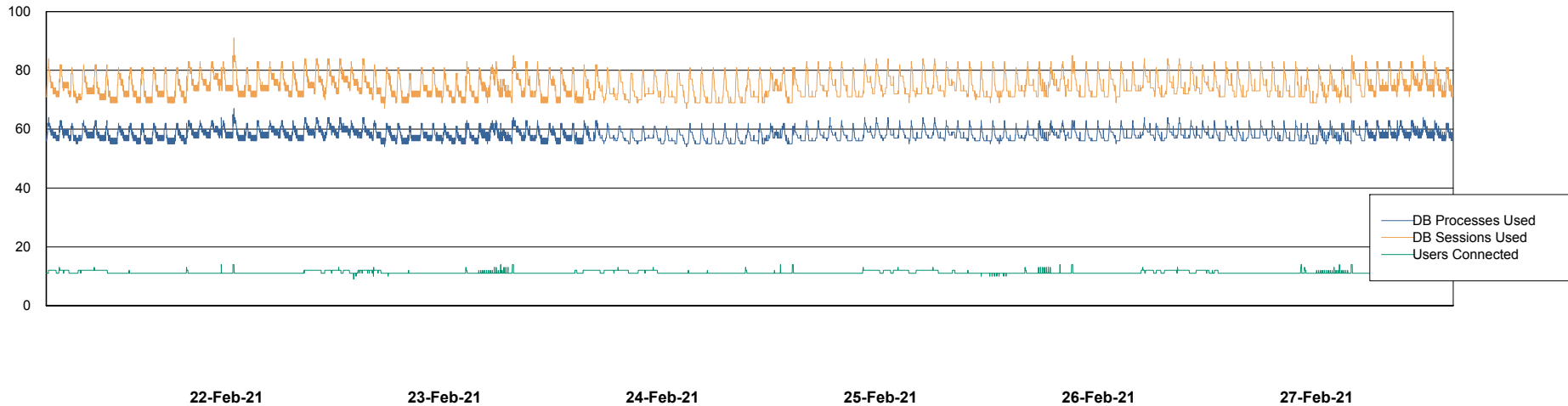
# Weekly SLA Customer Report

Customer SPI\_Production  
Database ID 49



## Database Performance SPIDB\_Production

DB Processes Max 500  
DB Sessions Max 772




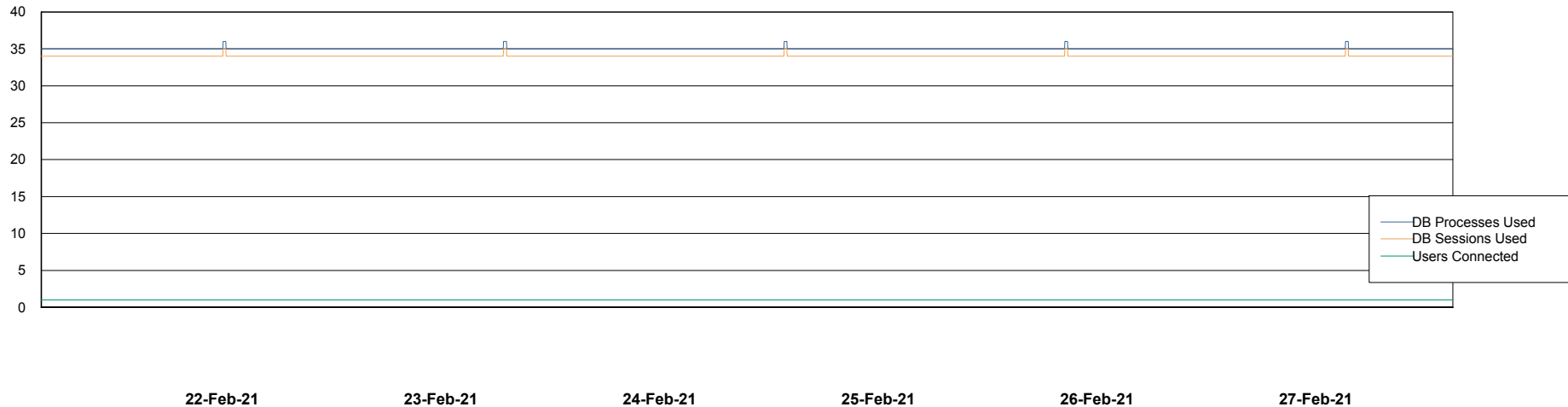
# Weekly SLA Customer Report

Customer SPI\_Production  
Database ID 49



## Database Performance SPIDB\_Standby

DB Processes Max 500  
DB Sessions Max 772



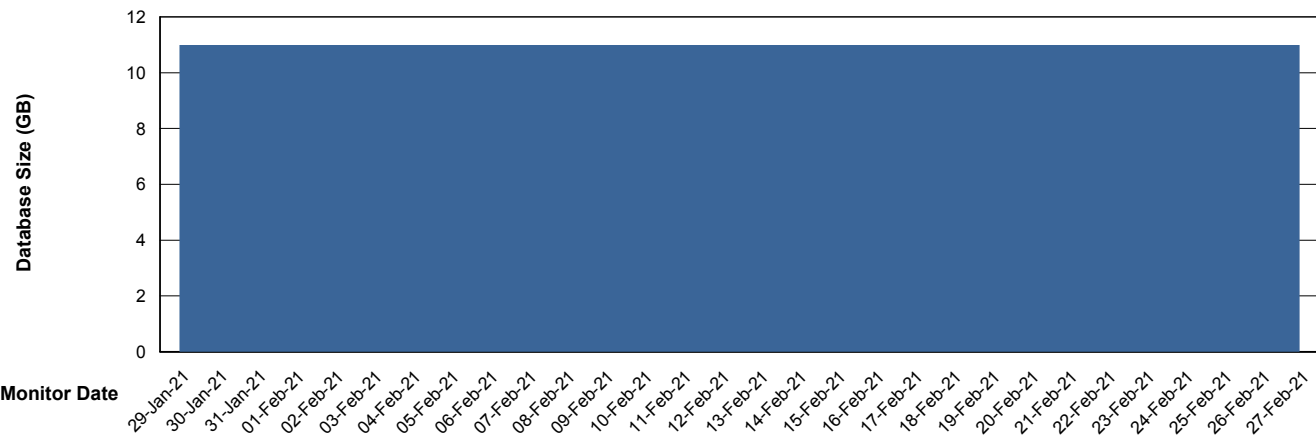
# Weekly SLA Customer Report

Customer SPI\_Production  
 Database ID 49



DATABASE SIZE SPIDB\_Production

Database growth over last month



Database Tablespace SPIDB\_Production

Date	Tablespace Name	Filesize (Gb)	Usedsize (Gb)	Percentage free
27-Feb-21	ABSDATA	4	3	25
	INDX	8	4	50
26-Feb-21	ABSDATA	4	3	25
	INDX	8	4	50
25-Feb-21	ABSDATA	4	3	25
	INDX	8	4	50
24-Feb-21	ABSDATA	4	3	25
	INDX	8	4	50
23-Feb-21	ABSDATA	4	3	25
	INDX	8	4	50
22-Feb-21	ABSDATA	4	3	25
	INDX	8	4	50
21-Feb-21	ABSDATA	4	3	25
	INDX	8	4	50