

# Weekly SLA Customer Report

Customer WBL\_Production  
Database ID 40



## Harddisk Usage WBL\_FutureLive\_ABSWDB1

	Free disk space on C: (%)	Total disk space on C: (Gb)	Used disk space on C: (Gb)	Free disk space on D: (%)	Total disk space on D: (Gb)	Used disk space on D: (Gb)	Free disk space on E: (%)	Total disk space on E: (Gb)	Used disk space on E: (Gb)	Free disk space on F: (%)
19-Feb-21	68	120	39	75	200	51	91	200	17	83
18-Feb-21	68	120	39	75	200	51	91	200	17	84
17-Feb-21	68	120	39	75	200	51	91	200	17	85
16-Feb-21	68	120	39	75	200	51	91	200	17	85
15-Feb-21	68	120	39	75	200	51	91	200	17	86
14-Feb-21	68	120	39	75	200	51	91	200	17	86

## Harddisk Usage WBL\_FutureLive\_ABSWDB2

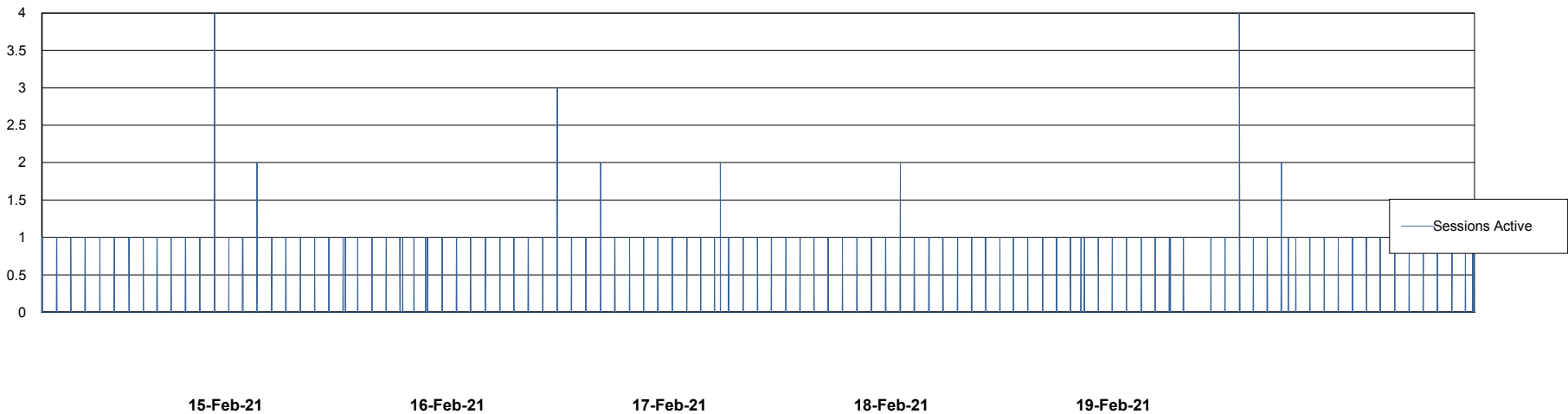
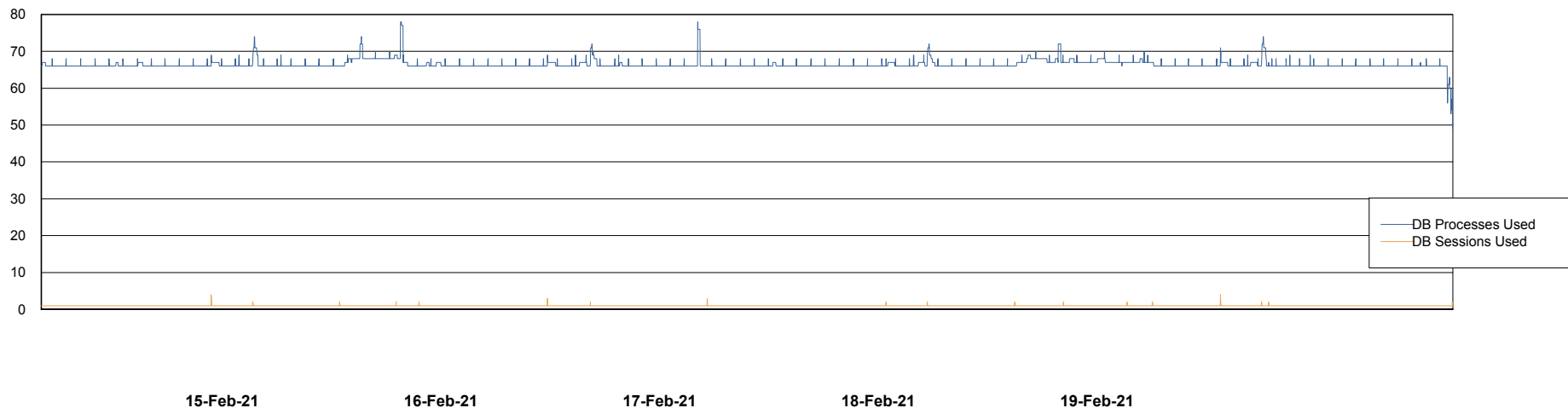
	Free disk space on C: (%)	Total disk space on C: (Gb)	Used disk space on C: (Gb)	Free disk space on D: (%)	Total disk space on D: (Gb)	Used disk space on D: (Gb)	Free disk space on E: (%)	Total disk space on E: (Gb)	Used disk space on E: (Gb)	Free disk space on F: (%)
19-Feb-21	72	120	33	86	200	28	87	200	26	93
18-Feb-21	72	120	33	86	200	28	87	200	26	94
17-Feb-21	72	120	33	86	200	28	87	200	26	94
16-Feb-21	72	120	33	86	200	28	87	200	26	94
15-Feb-21	72	120	33	86	200	28	87	200	26	94
14-Feb-21	72	120	33	86	200	28	87	200	26	94

# Weekly SLA Customer Report

Customer WBL\_Production  
Database ID 40



## Database Performance WBLDB\_Production



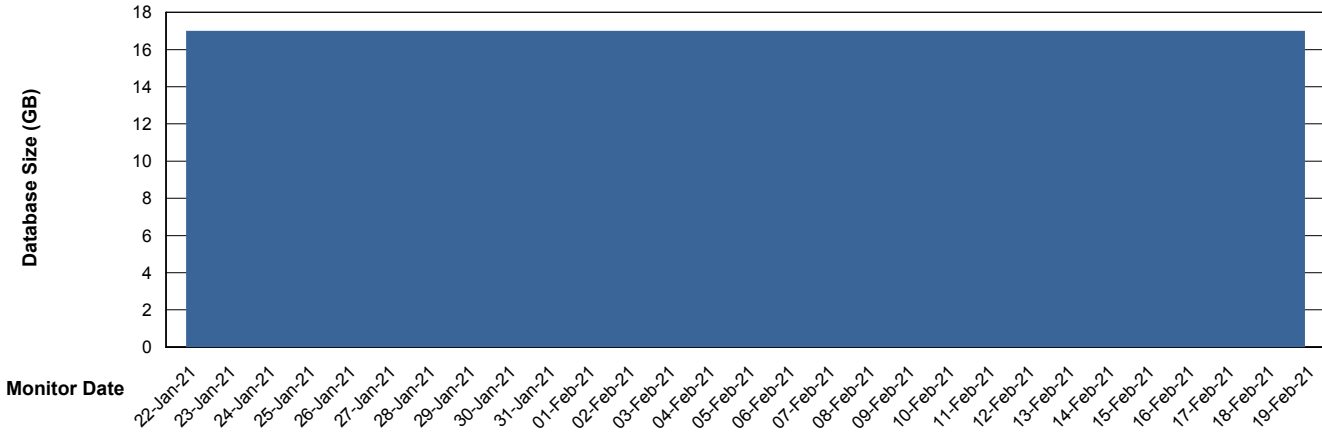
# Weekly SLA Customer Report

Customer WBL\_Production  
 Database ID 40



DATABASE SIZE WBLDB\_Production

Database growth over last month



Database Tablespace WBLDB\_Production

Date	Tablespace Name	Filesize (Gb)	Usedsize (Gb)	Percentage free
19-Feb-21	ABSDATA	9	7	25
	INDX	12	9	23
18-Feb-21	ABSDATA	9	7	25
	INDX	12	9	23
17-Feb-21	ABSDATA	9	7	25
	INDX	12	9	23
16-Feb-21	ABSDATA	9	7	25
	INDX	12	9	23
15-Feb-21	ABSDATA	9	7	25
	INDX	12	9	23
14-Feb-21	ABSDATA	9	7	25
	INDX	12	9	23