

Weekly SLA Customer Report

Customer WBL_Production
 Database ID 40



Harddisk Usage WBL_FutureLive_ABSWDB1

	Free disk space on C: (%)	Total disk space on C: (Gb)	Used disk space on C: (Gb)	Free disk space on D: (%)	Total disk space on D: (Gb)	Used disk space on D: (Gb)	Free disk space on E: (%)	Total disk space on E: (Gb)	Used disk space on E: (Gb)	Free disk space on F: (%)
13-Feb-21	68	120	39	74	200	51	91	200	17	83
12-Feb-21	68	120	39	74	200	51	91	200	17	84
11-Feb-21	67	120	39	74	200	51	91	200	17	84
10-Feb-21	68	120	39	75	200	51	91	200	17	85
09-Feb-21	68	120	38	75	200	51	91	200	17	85
08-Feb-21	68	120	38	75	200	51	91	200	17	86
07-Feb-21	68	120	38	75	200	51	91	200	17	86

Harddisk Usage WBL_FutureLive_ABSWDB2

	Free disk space on C: (%)	Total disk space on C: (Gb)	Used disk space on C: (Gb)	Free disk space on D: (%)	Total disk space on D: (Gb)	Used disk space on D: (Gb)	Free disk space on E: (%)	Total disk space on E: (Gb)	Used disk space on E: (Gb)	Free disk space on F: (%)
13-Feb-21	72	120	33	86	200	28	87	200	26	93
12-Feb-21	72	120	33	86	200	28	87	200	26	93
11-Feb-21	72	120	33	86	200	28	87	200	26	94
10-Feb-21	72	120	33	86	200	28	87	200	26	94
09-Feb-21	72	120	33	86	200	28	87	200	26	94
08-Feb-21	72	120	33	86	200	28	87	200	26	94
07-Feb-21	72	120	33	86	200	28	87	200	26	94

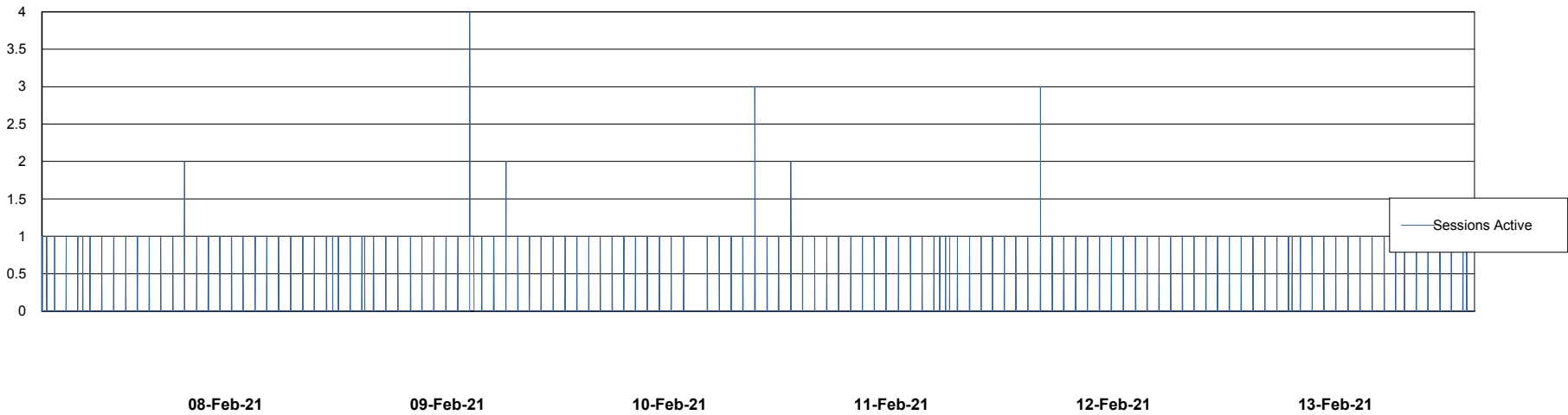
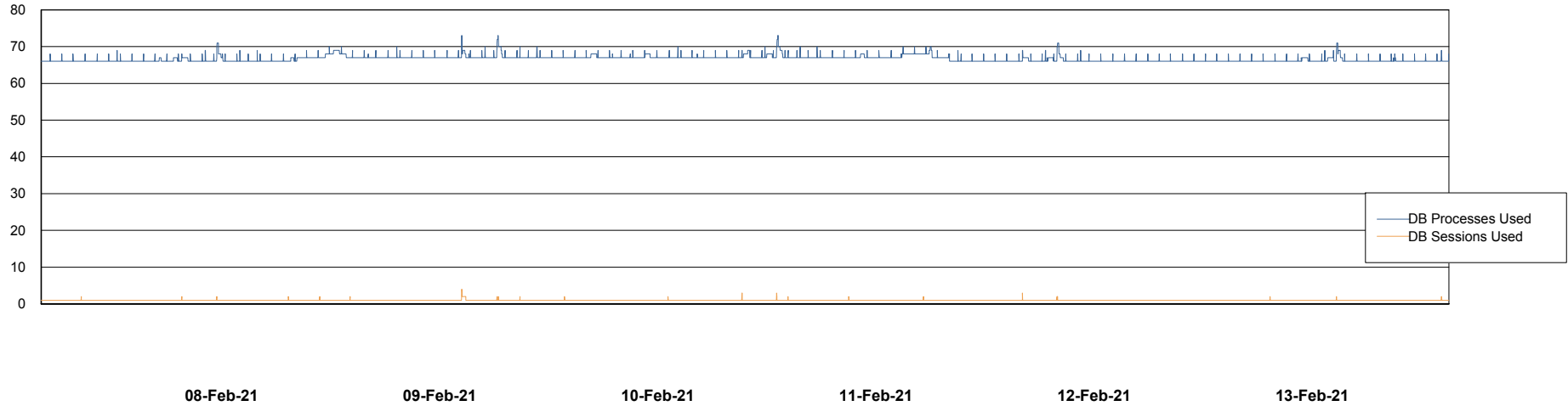
Weekly SLA Customer Report

Customer WBL_Production
Database ID 40



Database Performance WBLDB_Production

DB Processes Max 500



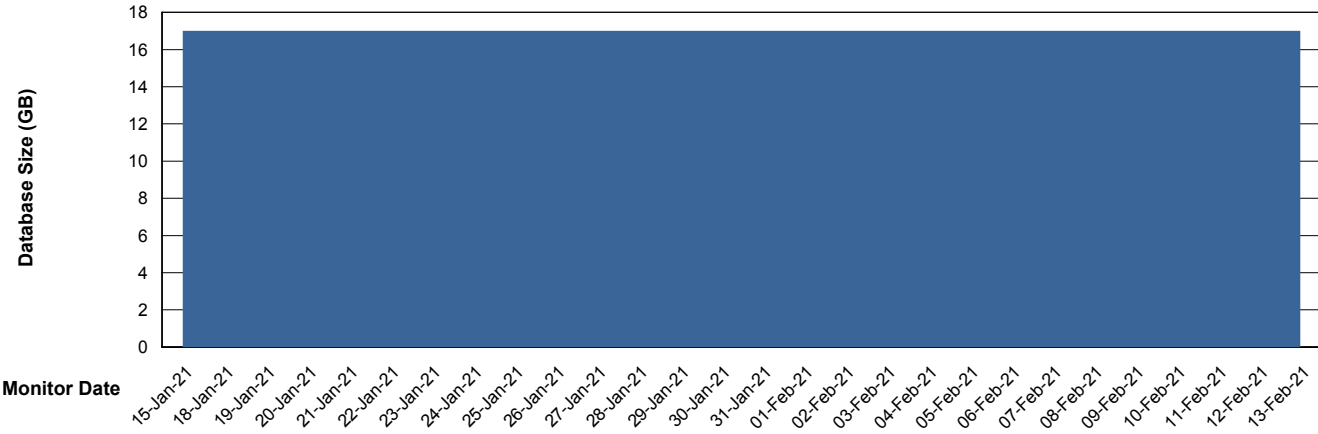
Weekly SLA Customer Report

Customer WBL_Production
 Database ID 40



DATABASE SIZE WBLDB_Production

Database growth over last month



Database Tablespace WBLDB_Production

Date	Tablespace Name	Filesize (Gb)	Usedsize (Gb)	Percentage free
13-Feb-21	ABSDATA	9	7	25
	INDX	12	9	23
12-Feb-21	ABSDATA	9	7	25
	INDX	12	9	23
11-Feb-21	ABSDATA	9	7	25
	INDX	12	9	23
10-Feb-21	ABSDATA	9	7	25
	INDX	12	9	23
09-Feb-21	ABSDATA	9	7	25
	INDX	12	9	23
08-Feb-21	ABSDATA	9	7	25
	INDX	12	9	23
07-Feb-21	ABSDATA	9	7	25
	INDX	12	9	23