

Weekly SLA Customer Report

Customer RFL_Production
Database ID 36



Harddisk Usage RFL_PRD

	Free disk space on C: (%)	Total disk space on C: (Gb)	Used disk space on C: (Gb)	Free disk space on D: (%)	Total disk space on D: (Gb)	Used disk space on D: (Gb)	Free disk space on E: (%)	Total disk space on E: (Gb)	Used disk space on E: (Gb)	Free disk space on F: (%)
13-Feb-21	31	195	135	81	373	72	57	373	160	59
12-Feb-21	31	195	135	81	373	72	57	373	160	61
11-Feb-21	31	195	134	81	373	72	57	373	160	62
10-Feb-21	32	195	133	81	373	72	57	373	160	63
09-Feb-21	32	195	132	81	373	72	57	373	160	64
08-Feb-21	32	195	132	81	373	72	57	373	160	67

Harddisk Usage RFL_STB

	Free disk space on C: (%)	Total disk space on C: (Gb)	Used disk space on C: (Gb)	Free disk space on D: (%)	Total disk space on D: (Gb)	Used disk space on D: (Gb)	Free disk space on E: (%)	Total disk space on E: (Gb)	Used disk space on E: (Gb)	Free disk space on F: (%)
13-Feb-21	21	195	154	77	559	129	50	559	281	90
12-Feb-21	21	195	154	77	559	129	50	559	281	91
11-Feb-21	21	195	155	77	559	129	50	559	281	92
10-Feb-21	21	195	155	77	559	129	50	559	281	92
09-Feb-21	21	195	154	77	559	129	50	559	281	93
08-Feb-21	21	195	154	77	559	129	50	559	281	94

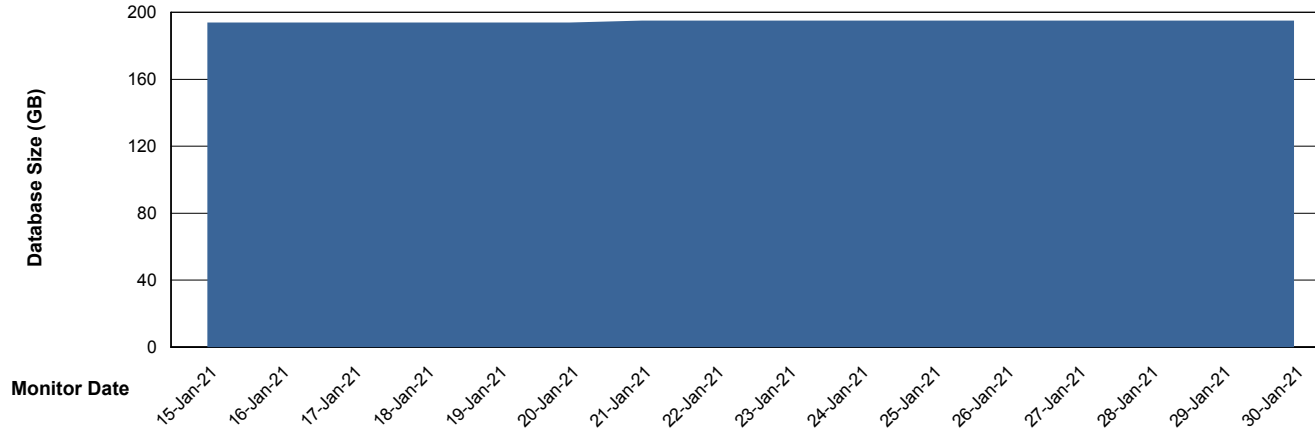
Weekly SLA Customer Report

Customer RFL_Production
Database ID 36



DATABASE SIZE RFLDB_Production

Database growth over last month



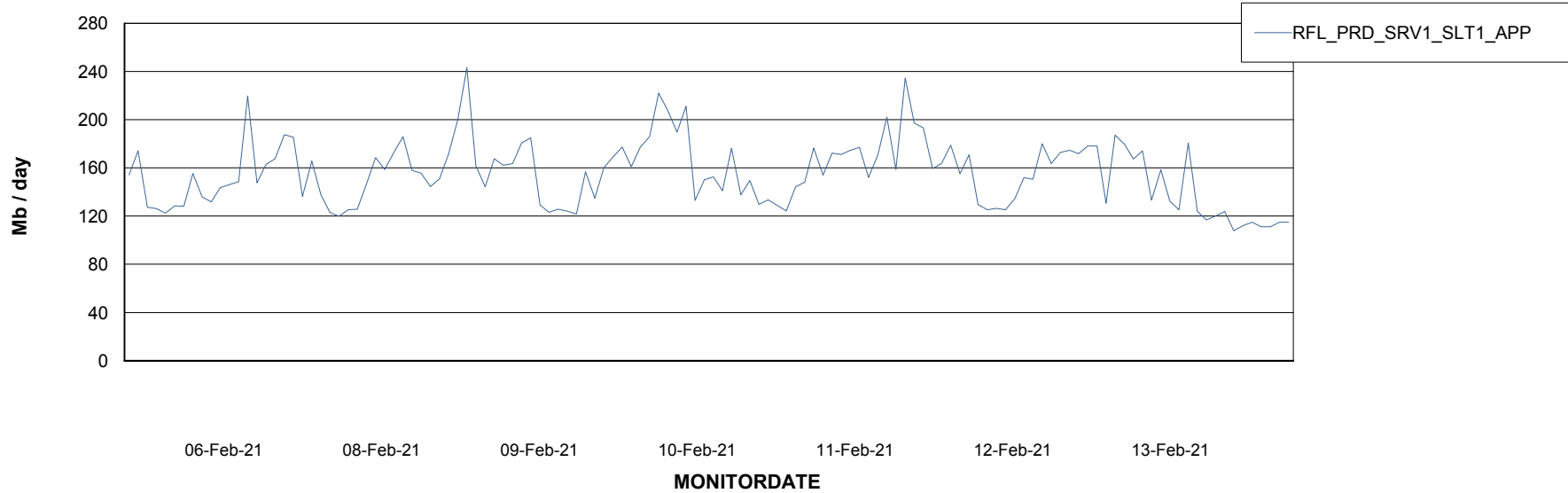
Weekly SLA Customer Report

Customer RFL_Production
Database ID 36

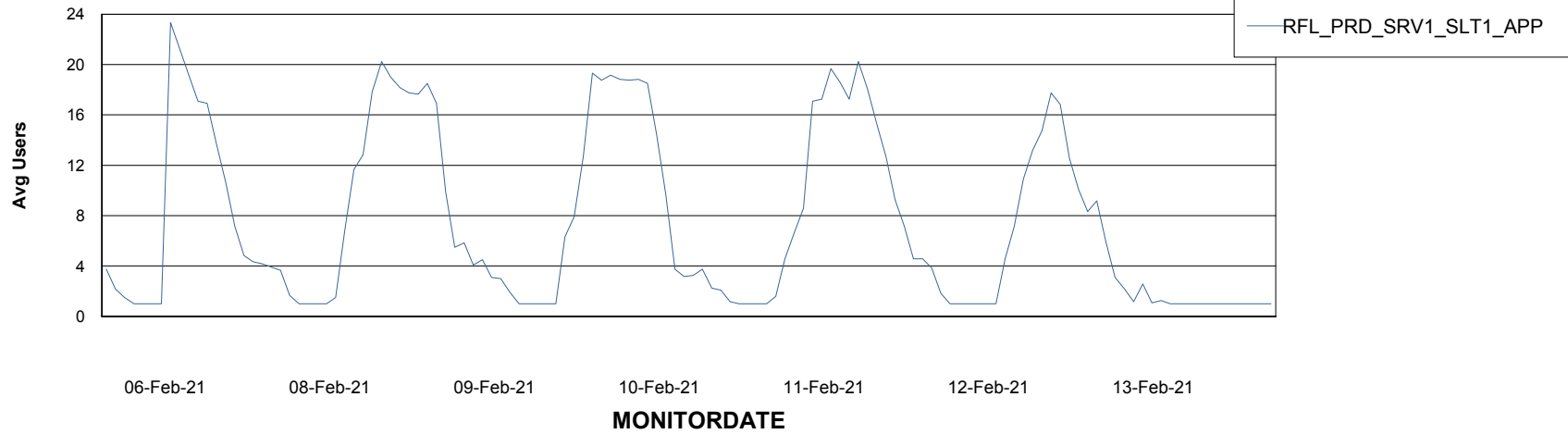


ABSSolute Application Server Services

Avg memory used per ABS Server Service



Avg users per day per ABS server



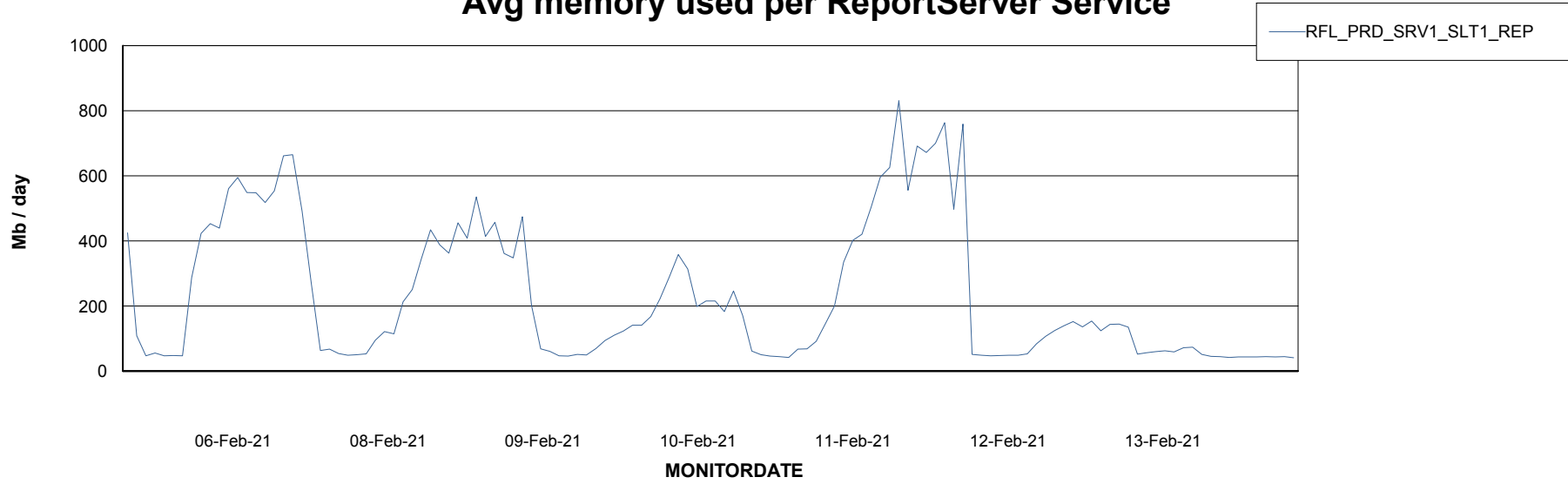
Weekly SLA Customer Report

Customer RFL_Production
Database ID 36



ABSSolute Application ReportServer Services

Avg memory used per ReportServer Service



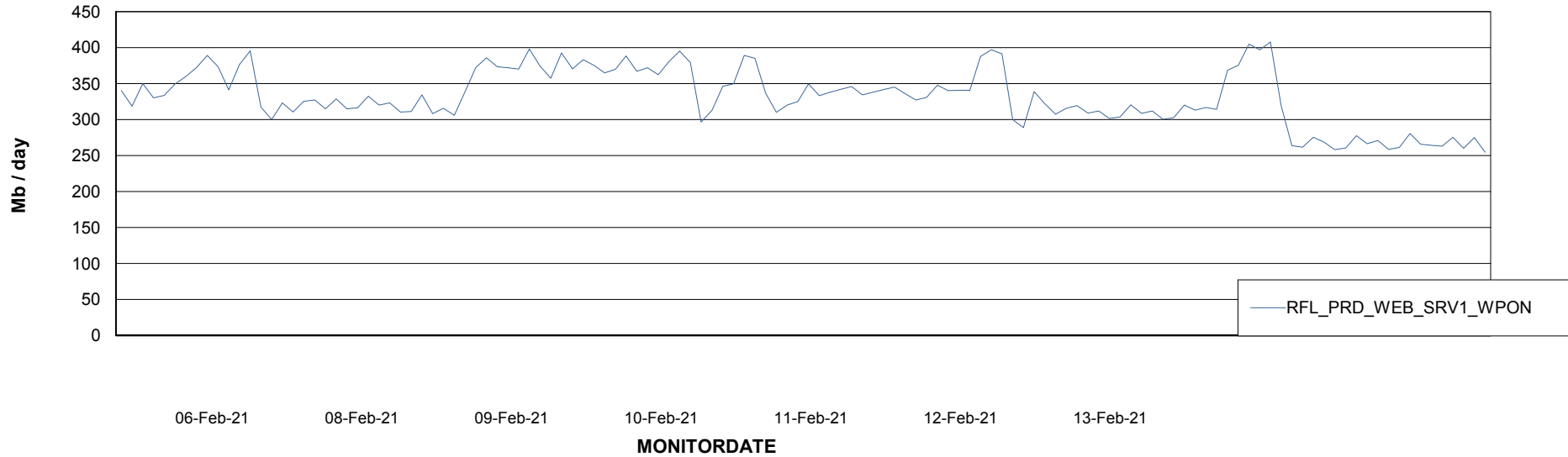
Weekly SLA Customer Report

Customer RFL_Production
Database ID 36



ABSSolute Web Component Services

Avg memory used per ABS Web component



Weekly SLA Customer Report

Customer RFL_Production
Database ID 36



Disaster per ABS component

