

# Weekly SLA Customer Report

Customer PHS\_Production  
Database ID 47



Harddisk Usage PHS\_BI\_GCAB891b (new 2019)

	Free disk space on c: (%)	Total disk space on c: (Gb)	Free disk space on d: (%)	Total disk space on d: (Gb)
13-Feb-21	51	150	20	300
12-Feb-21	51	150	22	300
11-Feb-21	51	150	22	300
10-Feb-21	51	150	22	300
09-Feb-21	51	150	22	300
08-Feb-21	51	150	22	300
07-Feb-21	51	150	22	300

Harddisk Usage PHS\_PRDWEB\_DCAB573b

	Free disk space on c: (%)	Total disk space on c: (Gb)
13-Feb-21	76	100
12-Feb-21	77	100
11-Feb-21	77	100
10-Feb-21	77	100
09-Feb-21	77	100
08-Feb-21	77	100
07-Feb-21	77	100

# Weekly SLA Customer Report

Customer PHS\_Production  
 Database ID 47



Harddisk Usage PHS\_PRD\_GCAB574b

	Free disk space on c: (%)	Total disk space on c: (Gb)	Free disk space on d: (%)	Total disk space on d: (Gb)	Free disk space on f: (%)	Total disk space on f: (Gb)
13-Feb-21	35	150	8	400	54	200
12-Feb-21	36	150	19	400	38	200
11-Feb-21	36	150	20	400	41	200
10-Feb-21	36	150	20	400	40	200
09-Feb-21	36	150	20	400	40	200
08-Feb-21	36	150	20	400	39	200
07-Feb-21	36	150	20	400	41	200

Harddisk Usage PHS\_PRD\_GCAB576b

	Free disk space on c: (%)	Total disk space on c: (Gb)	Free disk space on d: (%)	Total disk space on d: (Gb)	Free disk space on f: (%)	Total disk space on f: (Gb)
13-Feb-21	68	150	23	400	74	100
12-Feb-21	68	150	23	400	75	100
11-Feb-21	68	150	23	400	74	100
10-Feb-21	68	150	23	400	74	100
09-Feb-21	68	150	23	400	74	100
08-Feb-21	68	150	23	400	70	100
07-Feb-21	68	150	23	400	74	100

# Weekly SLA Customer Report

Customer PHS\_Production  
Database ID 47



Harddisk Usage PHS\_TST\_GCAB575b

	Free disk space on c: (%)	Total disk space on c: (Gb)	Free disk space on d: (%)	Total disk space on d: (Gb)
13-Feb-21	25	60	30	300
12-Feb-21	25	60	30	300
11-Feb-21	25	60	30	300
10-Feb-21	25	60	30	300
09-Feb-21	25	60	30	300
08-Feb-21	25	60	30	300
07-Feb-21	25	60	30	300

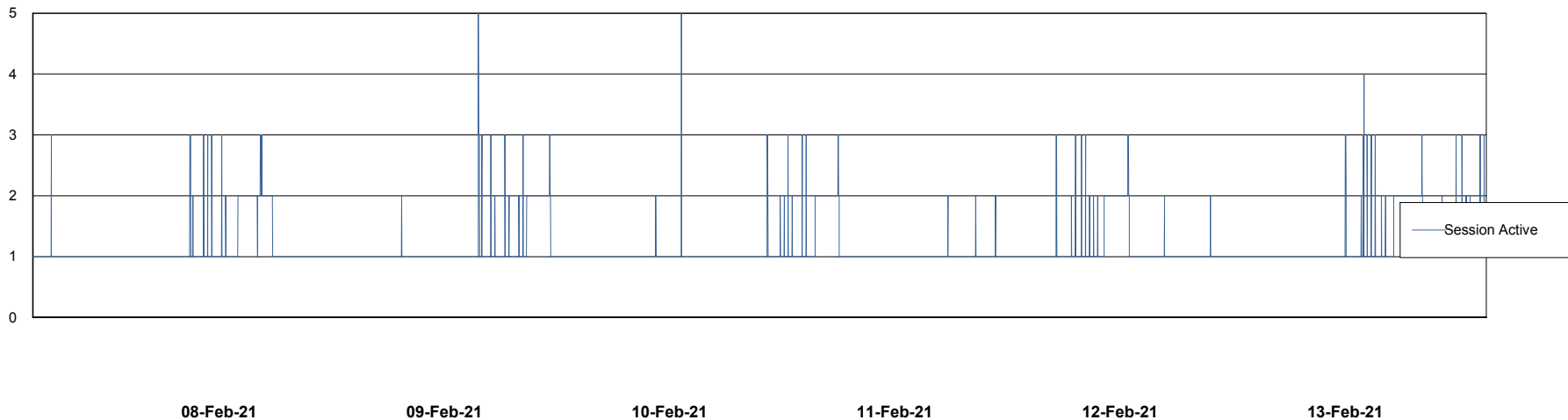
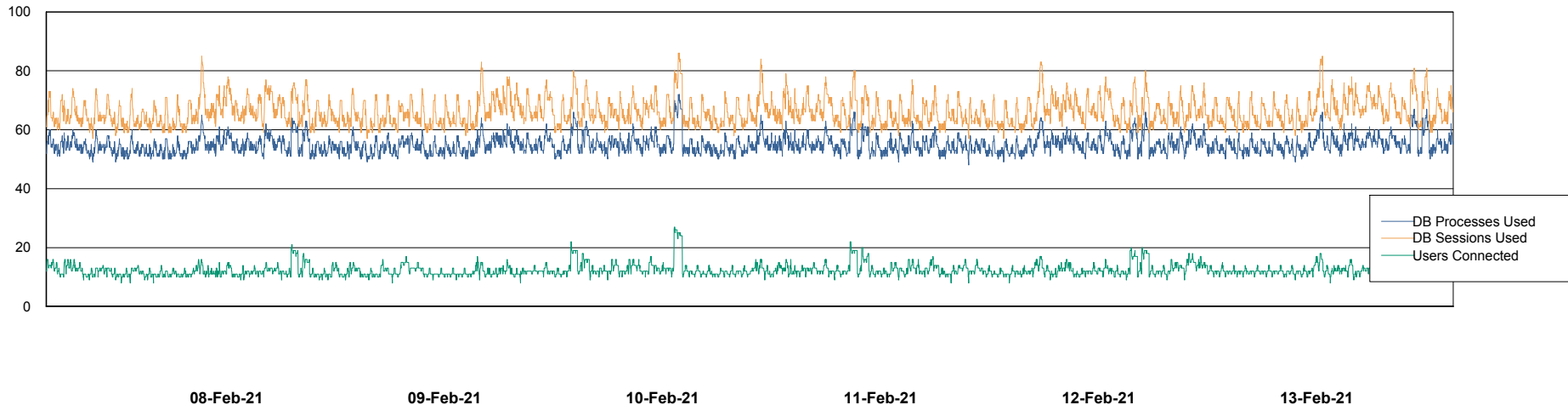
# Weekly SLA Customer Report

Customer PHS\_Production  
Database ID 47



## Database Performance PHS\_BI\_DB (new 2019)

DB Processes Max 500  
DB Sessions Max 772



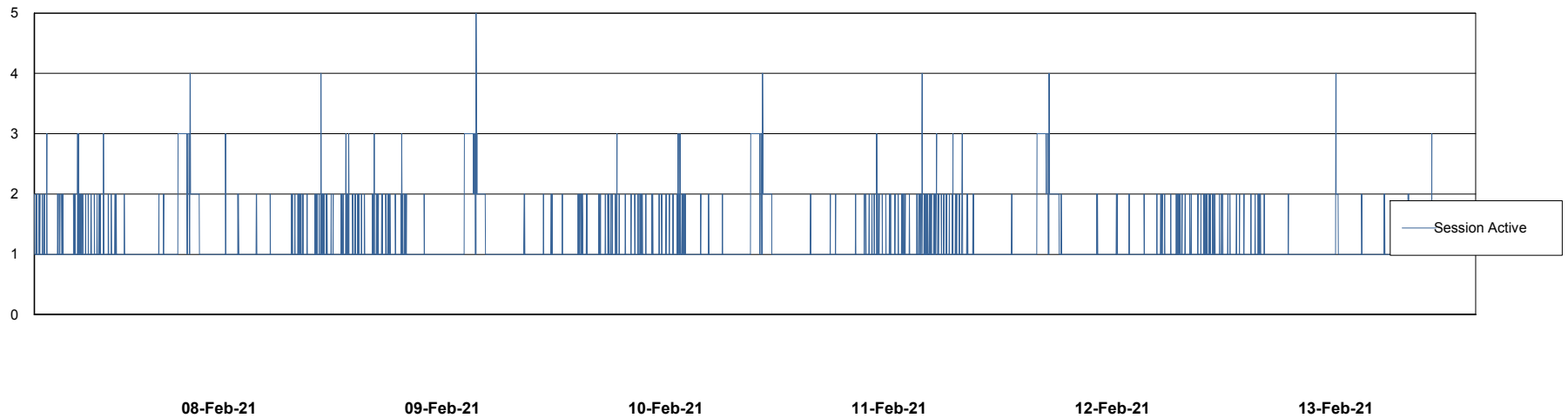
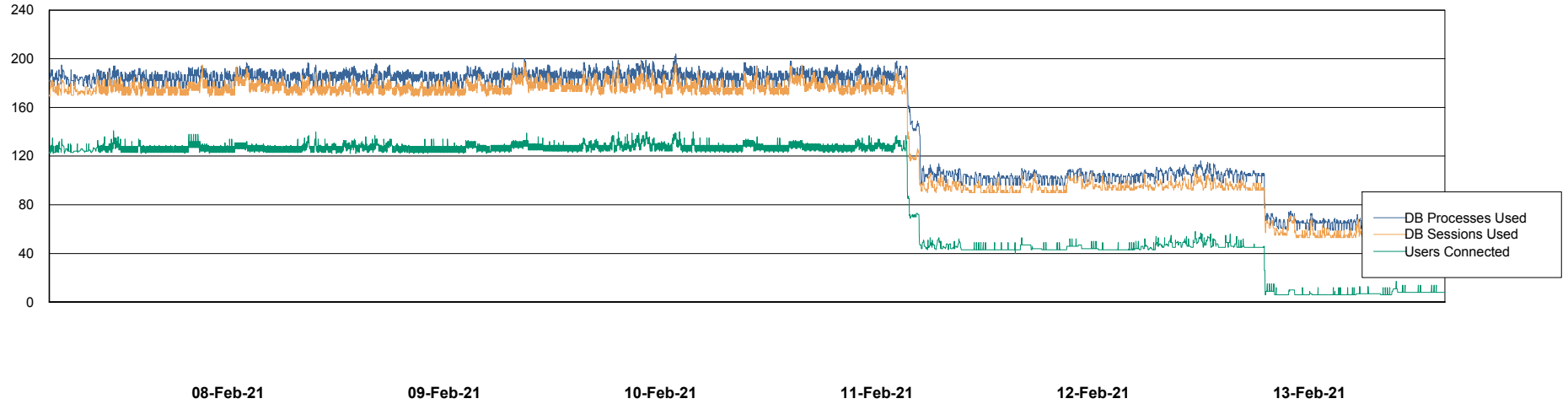
# Weekly SLA Customer Report

Customer PHS\_Production  
Database ID 47



## Database Performance PHSDB\_Production

DB Processes Max 500  
DB Sessions Max 772



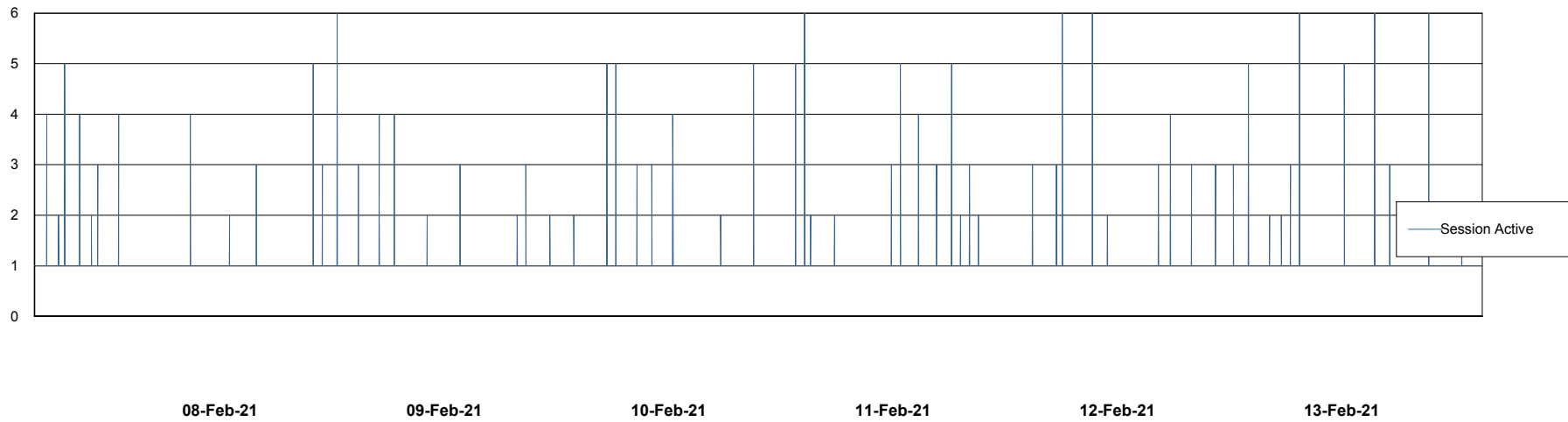
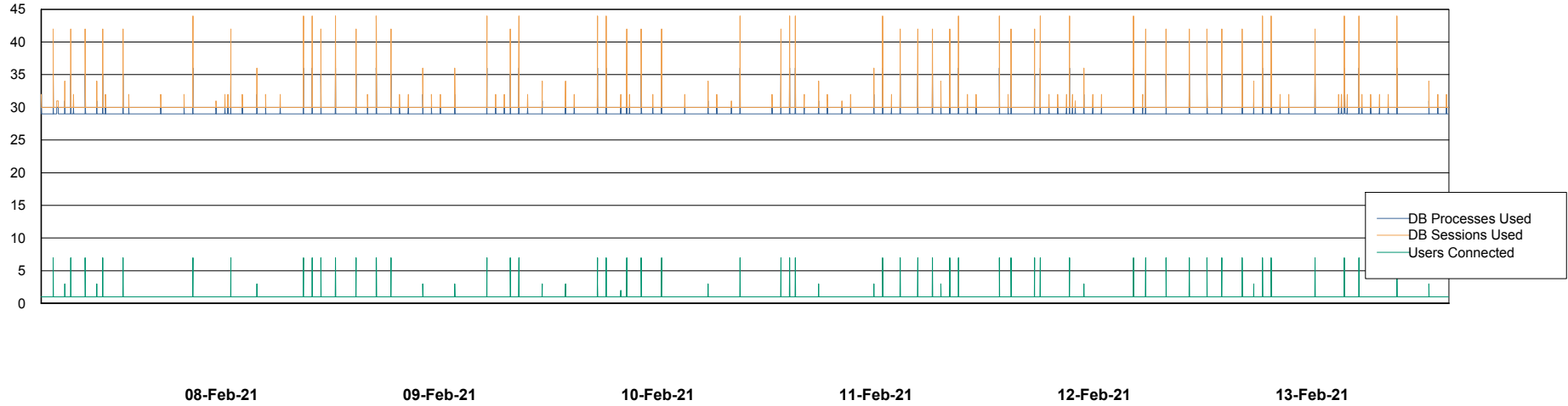
# Weekly SLA Customer Report

Customer PHS\_Production  
Database ID 47



## Database Performance PHSDB\_Standby

DB Processes Max 500  
DB Sessions Max 772



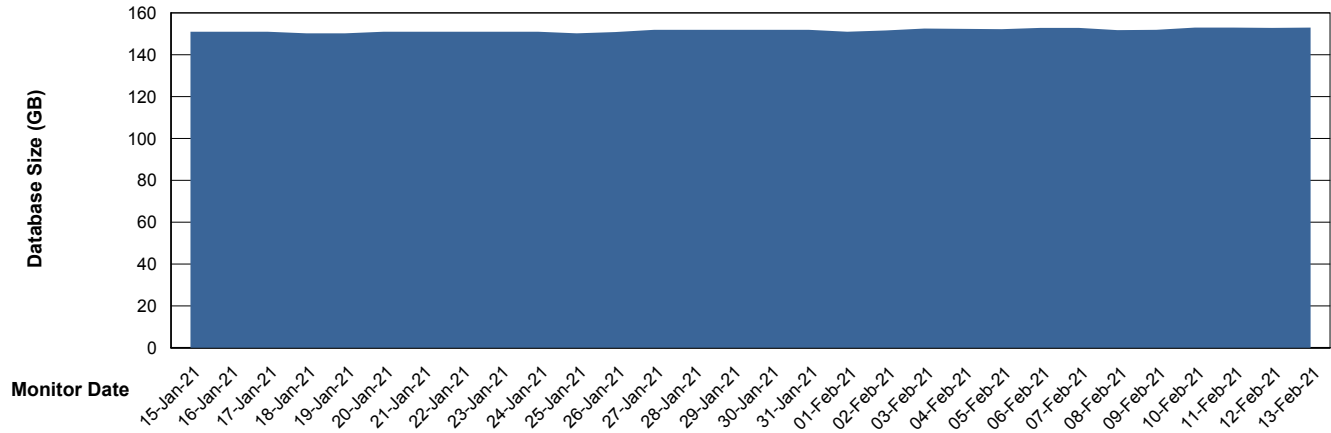
# Weekly SLA Customer Report

Customer PHS\_Production  
Database ID 47



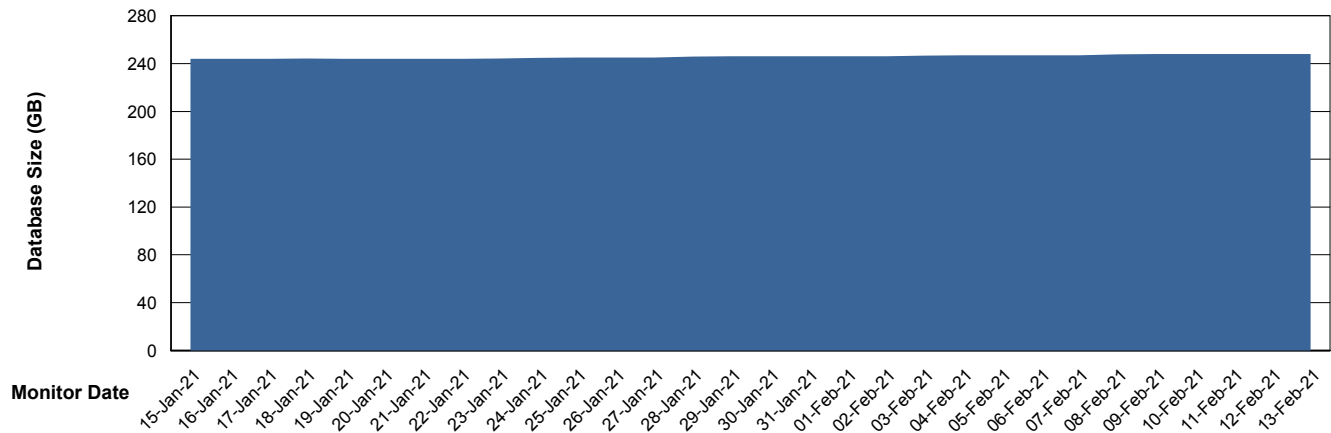
DATABASE SIZE PHS\_BI\_DB (new 2019)

### Database growth over last month



DATABASE SIZE PHSDB\_Production

### Database growth over last month



# Weekly SLA Customer Report

Customer PHS\_Production  
 Database ID 47



Database Tablespace PHS\_BI\_DB (new 2019)

Date	Tablespace Name	Filesize (Gb)	Usedsize (Gb)	Percentage free
13-Feb-21	ABSDATA	88	73	17
	INDX	96	78	19
12-Feb-21	ABSDATA	88	73	17
	INDX	96	78	19
11-Feb-21	ABSDATA	88	73	17
	INDX	96	78	19
10-Feb-21	ABSDATA	88	73	17
	INDX	96	78	19
09-Feb-21	ABSDATA	88	72	18
	INDX	96	78	19
08-Feb-21	ABSDATA	88	72	18
	INDX	96	78	19
07-Feb-21	ABSDATA	88	72	18
	INDX	96	78	19

# Weekly SLA Customer Report

Customer PHS\_Production  
 Database ID 47



Database Tablespace PHSDB\_Production

Date	Tablespace Name	Filesize (Gb)	Usedsize (Gb)	Percentage free
13-Feb-21	ABSDATA	272	231	15
	INDX	23	15	35
12-Feb-21	ABSDATA	272	231	15
	INDX	23	15	35
11-Feb-21	ABSDATA	272	231	15
	INDX	23	15	35
10-Feb-21	ABSDATA	272	230	15
	INDX	23	15	35
09-Feb-21	ABSDATA	272	230	15
	INDX	23	15	35
08-Feb-21	ABSDATA	272	230	15
	INDX	23	15	35
07-Feb-21	ABSDATA	272	230	15
	INDX	23	15	35

BI Status and last ETL error for PHS\_BI\_DB (new 2019)

	Sun 7/2/2021	Mon 8/2/2021	Tue 9/2/2021	Wed 10/2/2021	Thu 11/2/2021	Fri 12/2/2021	Sat 13/2/2021
<b>ABS DataWarehouse ETL Health</b>	OK	OK	OK	OK	OK	OK	OK
<b>ABS DWHStaging ETL Health</b>	OK	OK	OK	OK	OK	OK	OK

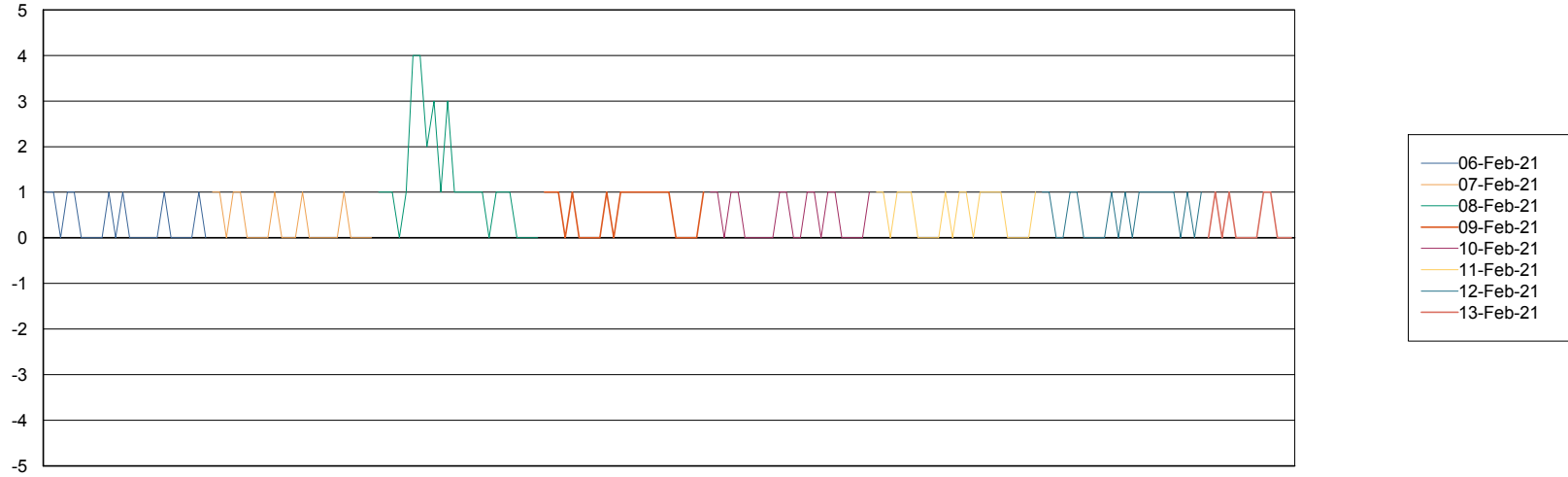
# Weekly SLA Customer Report

Customer PHS\_Production  
Database ID 47



Standby Database Health PHS\_Production

## Recovery lag for last 7 days



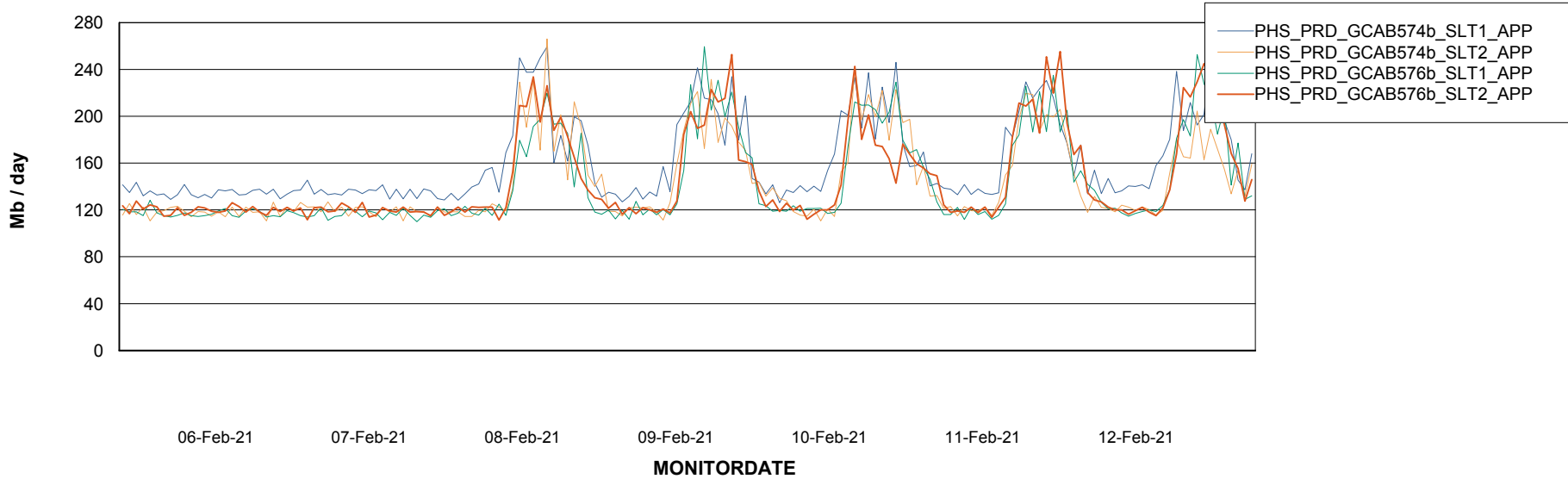
# Weekly SLA Customer Report

Customer PHS\_Production  
Database ID 47

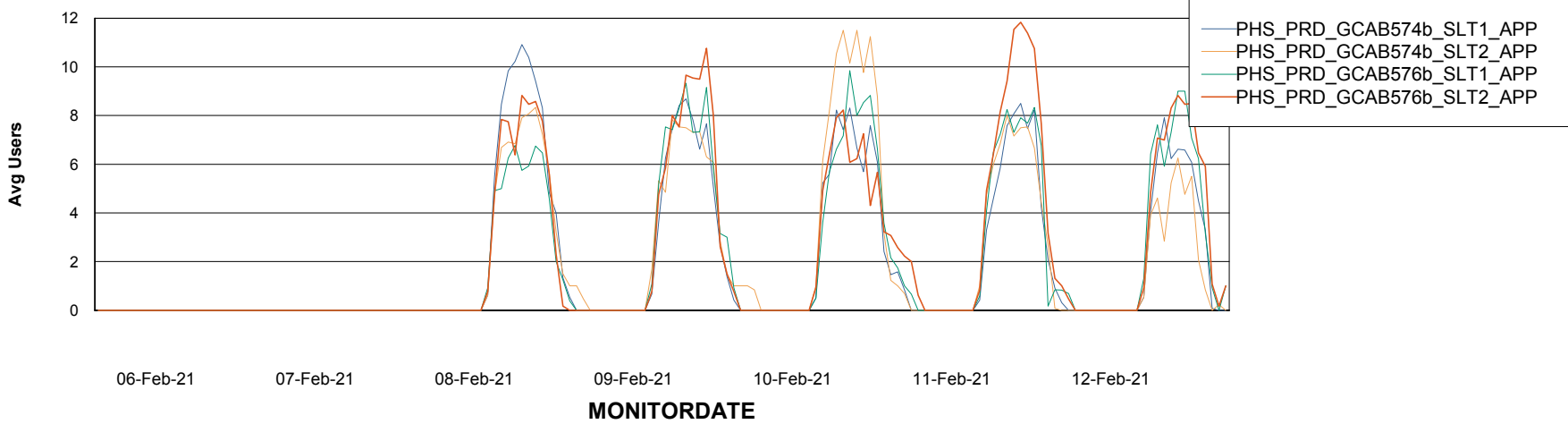


## ABSSolute Application Server Services

### Avg memory used per ABS Server Service



### Avg users per day per ABS server



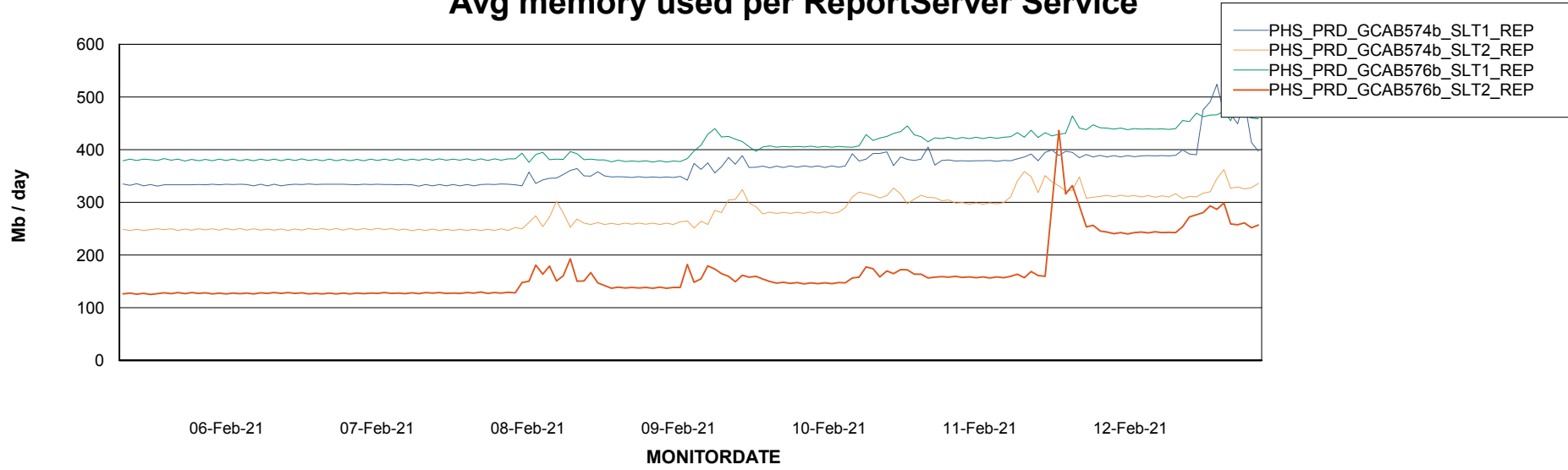
# Weekly SLA Customer Report

Customer PHS\_Production  
Database ID 47



## ABSSolute Application ReportServer Services

### Avg memory used per ReportServer Service



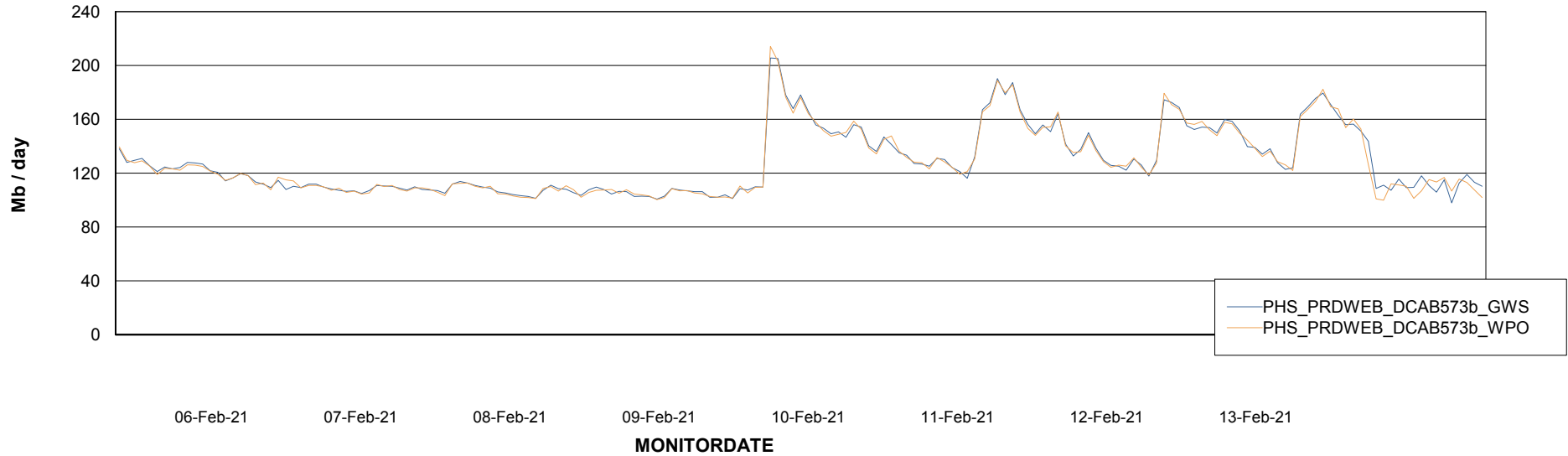
# Weekly SLA Customer Report

Customer PHS\_Production  
Database ID 47



## ABSSolute Web Component Services

### Avg memory used per ABS Web component



# Weekly SLA Customer Report

Customer PHS\_Production  
Database ID 47



## Disaster per ABS component

