

Weekly SLA Customer Report

Customer WBL_Production
Database ID 40



Harddisk Usage WBL_FutureLive_ABSWDB1

	Free disk space on C: (%)	Total disk space on C: (Gb)	Used disk space on C: (Gb)	Free disk space on D: (%)	Total disk space on D: (Gb)	Used disk space on D: (Gb)	Free disk space on E: (%)	Total disk space on E: (Gb)	Used disk space on E: (Gb)	Free disk space on F: (%)
30-Jan-21	68	120	38	74	200	51	91	200	17	85
29-Jan-21	68	120	38	75	200	51	91	200	17	86
28-Jan-21	68	120	38	75	200	51	91	200	17	86
27-Jan-21	68	120	38	75	200	51	91	200	17	87
26-Jan-21	68	120	38	75	200	51	91	200	17	88
25-Jan-21	68	120	38	75	200	51	91	200	17	89
24-Jan-21	68	120	38	75	200	51	91	200	17	89

Harddisk Usage WBL_FutureLive_ABSWDB2

	Free disk space on C: (%)	Total disk space on C: (Gb)	Used disk space on C: (Gb)	Free disk space on D: (%)	Total disk space on D: (Gb)	Used disk space on D: (Gb)	Free disk space on E: (%)	Total disk space on E: (Gb)	Used disk space on E: (Gb)	Free disk space on F: (%)
30-Jan-21	72	120	33	86	200	28	87	200	26	94
29-Jan-21	72	120	33	86	200	28	87	200	26	94
28-Jan-21	72	120	33	86	200	28	87	200	26	94
27-Jan-21	72	120	33	86	200	28	87	200	26	94
26-Jan-21	72	120	33	86	200	28	87	200	26	95
25-Jan-21	72	120	33	86	200	28	87	200	26	95
24-Jan-21	72	120	33	86	200	28	87	200	26	95

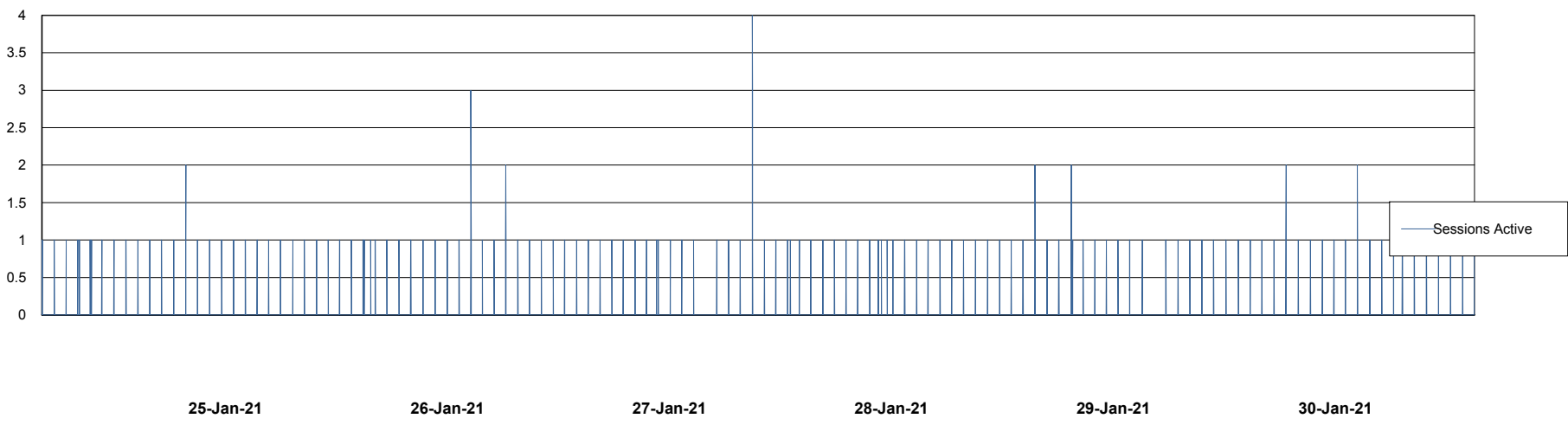
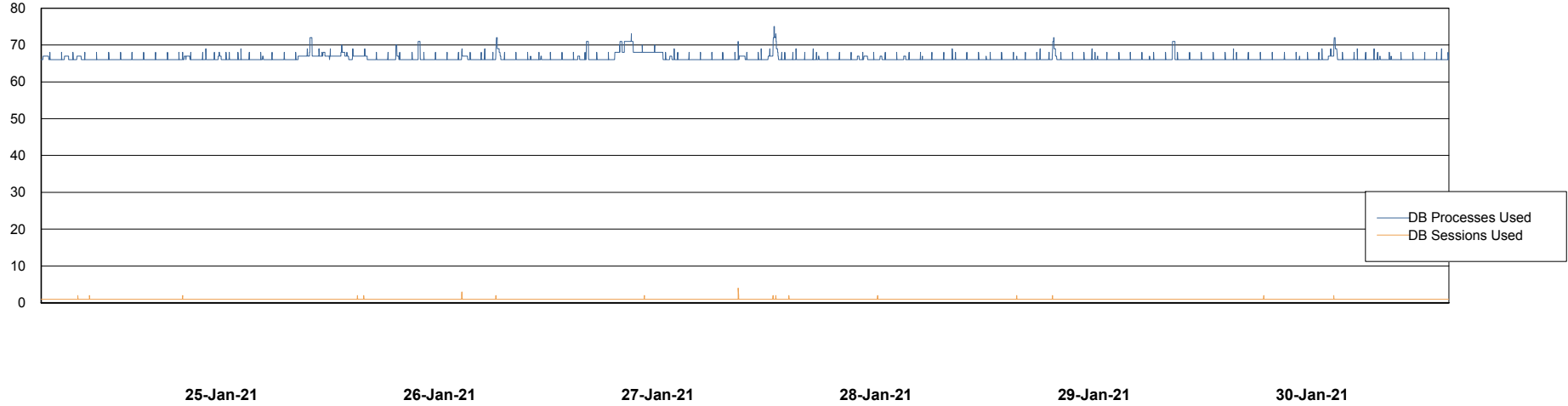
Weekly SLA Customer Report

Customer WBL_Production
Database ID 40



Database Performance WBLDB_Production

DB Processes Max 500
DB Sessions Max 772



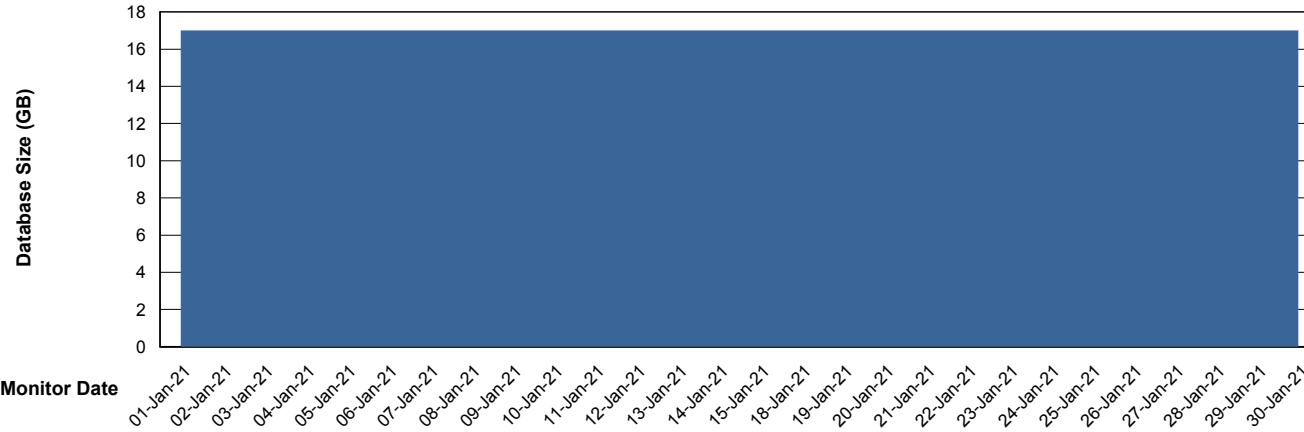
Weekly SLA Customer Report

Customer WBL_Production
 Database ID 40



DATABASE SIZE WBLDB_Production

Database growth over last month



Database Tablespace WBLDB_Production

Date	Tablespace Name	Filesize (Gb)	Usedsize (Gb)	Percentage free
30-Jan-21	ABSDATA	9	7	25
	INDX	12	9	23
29-Jan-21	ABSDATA	9	7	25
	INDX	12	9	23
28-Jan-21	ABSDATA	9	7	25
	INDX	12	9	23
27-Jan-21	ABSDATA	9	7	25
	INDX	12	9	23
26-Jan-21	ABSDATA	9	7	25
	INDX	12	9	23
25-Jan-21	ABSDATA	9	7	25
	INDX	12	9	23
24-Jan-21	ABSDATA	9	7	25
	INDX	12	9	23