

Weekly SLA Customer Report

Customer PHS_Production
Database ID 47



Harddisk Usage PHS_BI_GCAB891b (new 2019)

	Free disk space on c: (%)	Total disk space on c: (Gb)	Free disk space on d: (%)	Total disk space on d: (Gb)
23-Jan-21	51	150	20	300
22-Jan-21	51	150	22	300
21-Jan-21	51	150	22	300
20-Jan-21	51	150	22	300
19-Jan-21	51	150	22	300
18-Jan-21	51	150	24	300
17-Jan-21	50	150	24	300

Harddisk Usage PHS_PRDWEB_DCAB573b

	Free disk space on c: (%)	Total disk space on c: (Gb)
23-Jan-21	77	100
22-Jan-21	77	100
21-Jan-21	77	100
20-Jan-21	76	100
19-Jan-21	76	100
18-Jan-21	76	100
17-Jan-21	76	100

Weekly SLA Customer Report

Customer PHS_Production
Database ID 47



Harddisk Usage PHS_PRD_GCAB574b

	Free disk space on c: (%)	Total disk space on c: (Gb)	Free disk space on d: (%)	Total disk space on d: (Gb)	Free disk space on f: (%)	Total disk space on f: (Gb)
23-Jan-21	36	150	20	400	25	200
22-Jan-21	36	150	20	400	35	200
21-Jan-21	36	150	20	400	34	200
20-Jan-21	35	150	20	400	37	200
19-Jan-21	35	150	20	400	40	200
18-Jan-21	35	150	20	400	39	200
17-Jan-21	35	150	20	400	61	200

Harddisk Usage PHS_PRD_GCAB576b

	Free disk space on c: (%)	Total disk space on c: (Gb)	Free disk space on d: (%)	Total disk space on d: (Gb)	Free disk space on f: (%)	Total disk space on f: (Gb)
23-Jan-21	68	150	23	400	76	100
22-Jan-21	68	150	23	400	76	100
21-Jan-21	68	150	23	400	76	100
20-Jan-21	68	150	23	400	76	100
19-Jan-21	68	150	23	400	76	100
18-Jan-21	68	150	23	400	72	100
17-Jan-21	67	150	23	400	76	100

Weekly SLA Customer Report

Customer PHS_Production
Database ID 47



Harddisk Usage PHS_TST_GCAB575b

	Free disk space on c: (%)	Total disk space on c: (Gb)	Free disk space on d: (%)	Total disk space on d: (Gb)
23-Jan-21	26	60	30	300
22-Jan-21	26	60	30	300
21-Jan-21	25	60	30	300
20-Jan-21	25	60	30	300
19-Jan-21	25	60	30	300
18-Jan-21	25	60	30	300
17-Jan-21	25	60	30	300

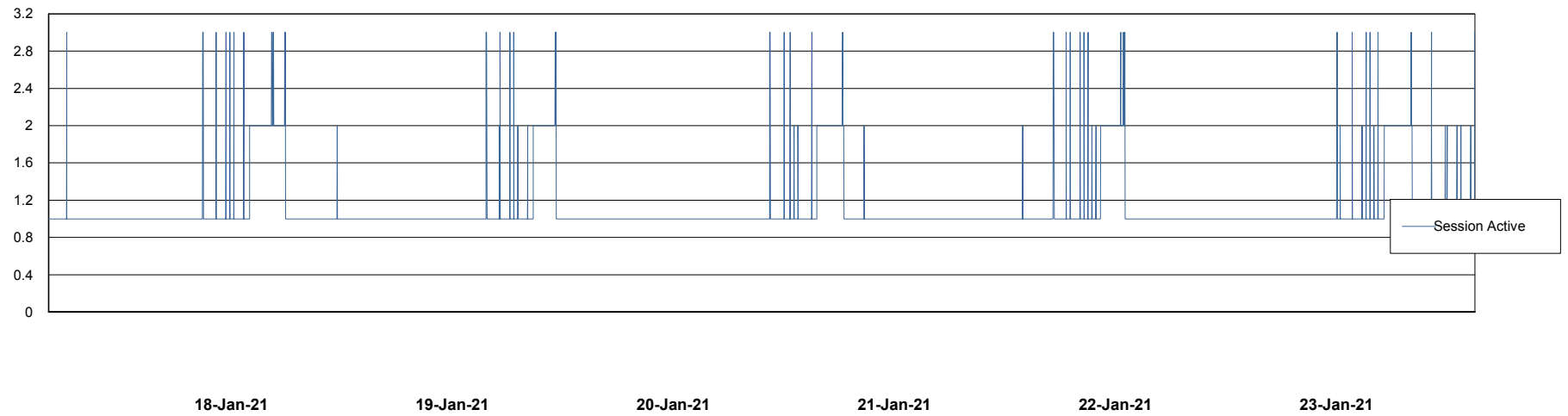
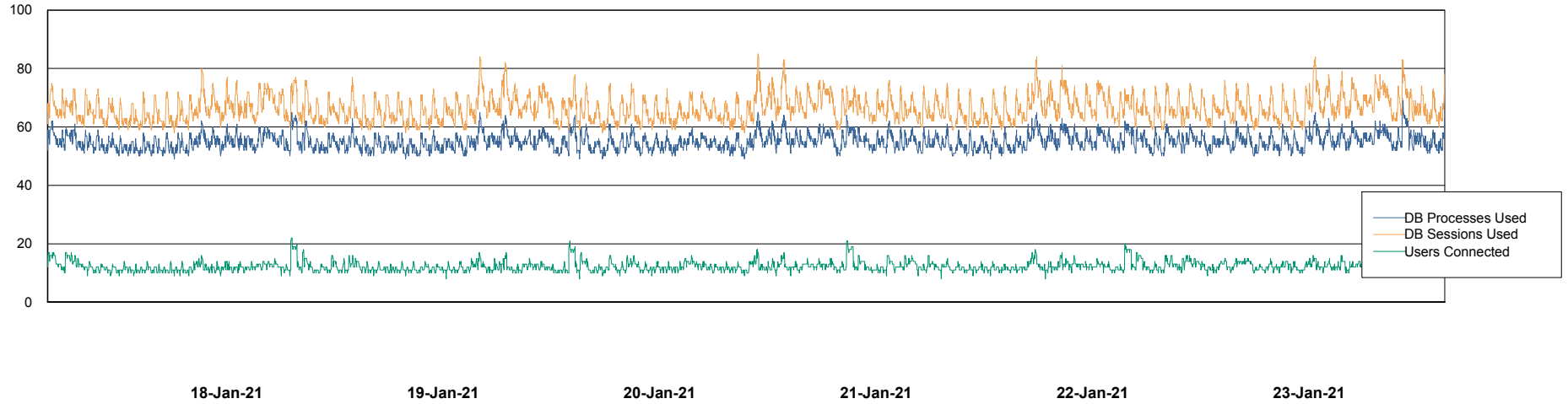
Weekly SLA Customer Report

Customer PHS_Production
Database ID 47



Database Performance PHS_BI_DB (new 2019)

DB Processes Max 500
DB Sessions Max 772



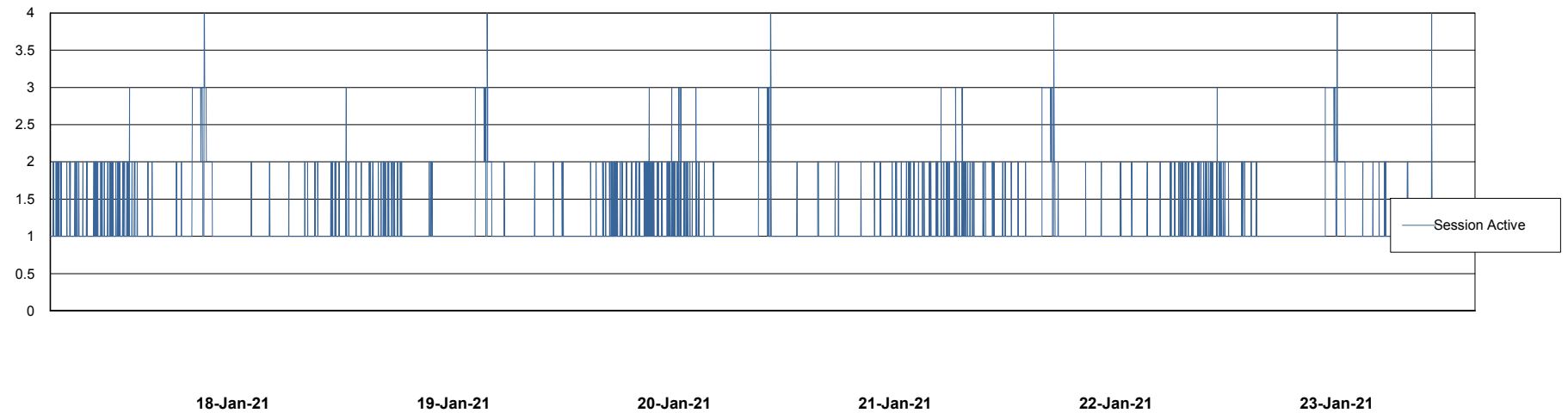
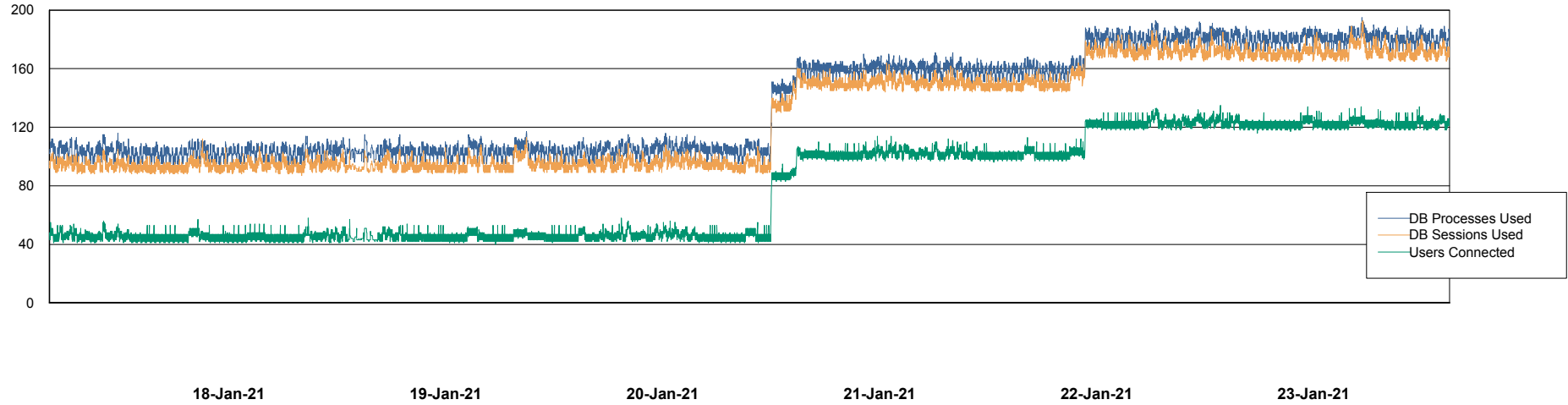
Weekly SLA Customer Report

Customer PHS_Production
Database ID 47



Database Performance PHSDB_Production

DB Processes Max 500
DB Sessions Max 772



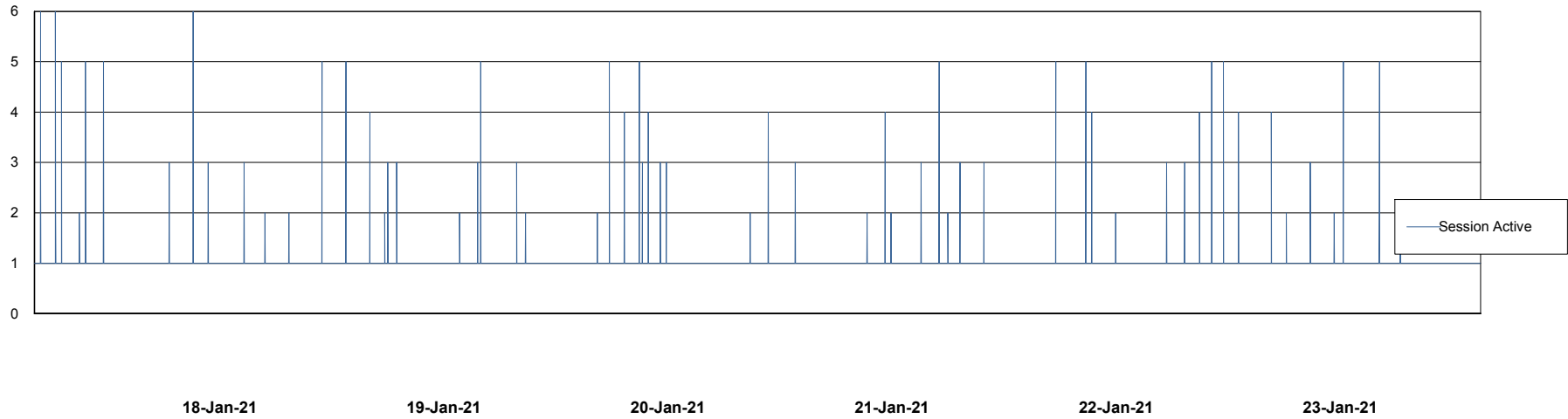
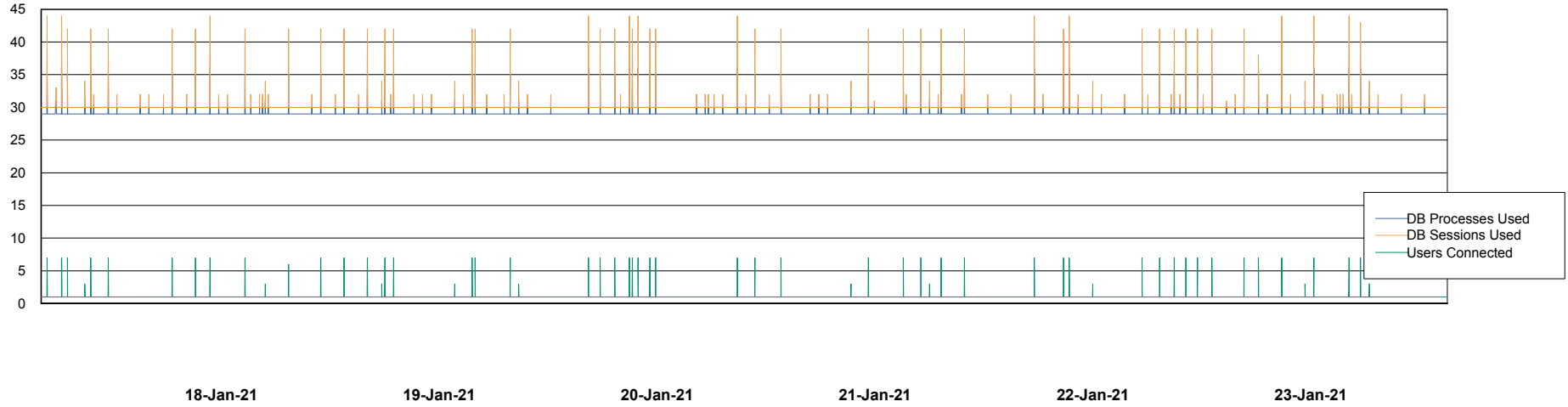
Weekly SLA Customer Report

Customer PHS_Production
Database ID 47



Database Performance PHSDB_Standby

DB Processes Max 500
DB Sessions Max 772



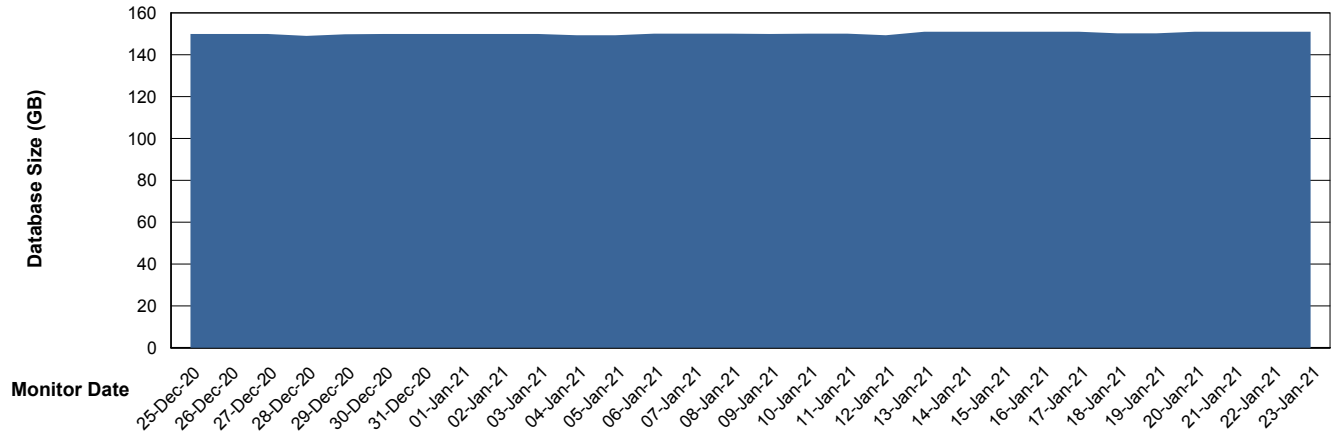
Weekly SLA Customer Report

Customer PHS_Production
Database ID 47



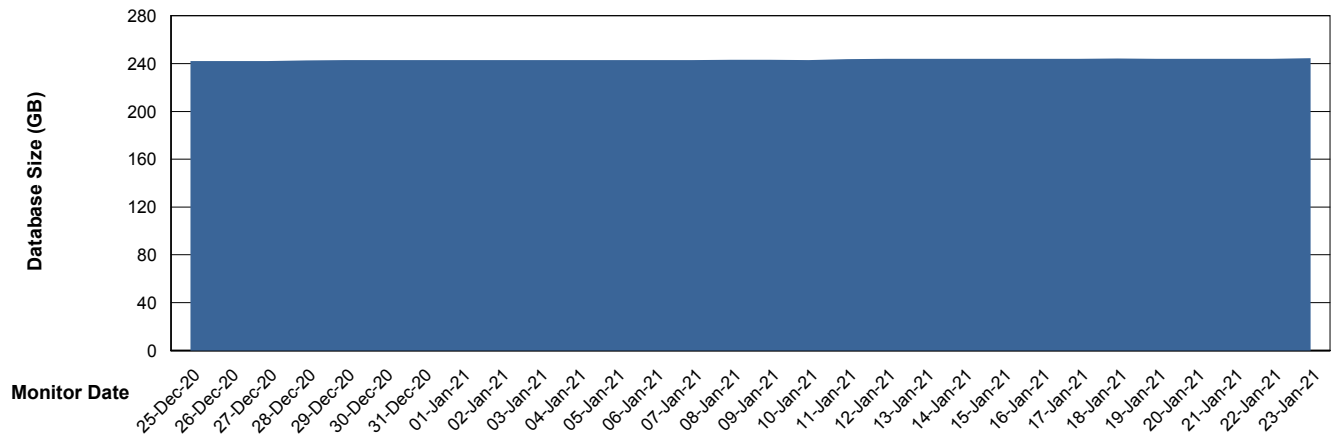
DATABASE SIZE PHS_BI_DB (new 2019)

Database growth over last month



DATABASE SIZE PHSDB_Production

Database growth over last month



Weekly SLA Customer Report

Customer PHS_Production
 Database ID 47



Database Tablespace PHS_BI_DB (new 2019)

Date	Tablespace Name	Filesize (Gb)	Usedsize (Gb)	Percentage free
23-Jan-21	ABSDATA	88	72	18
	INDX	96	77	20
22-Jan-21	ABSDATA	88	72	18
	INDX	96	77	20
21-Jan-21	ABSDATA	88	72	18
	INDX	96	77	20
20-Jan-21	ABSDATA	88	72	18
	INDX	96	77	20
19-Jan-21	ABSDATA	88	72	18
	INDX	96	77	20
18-Jan-21	ABSDATA	88	72	18
	INDX	96	77	20
17-Jan-21	ABSDATA	88	72	18
	INDX	96	77	20

Weekly SLA Customer Report

Customer PHS_Production
 Database ID 47



Database Tablespace PHSDB_Production

Date	Tablespace Name	Filesize (Gb)	Usedsize (Gb)	Percentage free
23-Jan-21	ABSDATA	272	227	17
	INDX	23	15	35
22-Jan-21	ABSDATA	272	227	17
	INDX	23	15	35
21-Jan-21	ABSDATA	272	227	17
	INDX	23	15	35
20-Jan-21	ABSDATA	272	227	17
	INDX	23	15	35
19-Jan-21	ABSDATA	272	227	17
	INDX	23	15	35
18-Jan-21	ABSDATA	272	227	17
	INDX	23	15	35
17-Jan-21	ABSDATA	272	227	17
	INDX	23	15	35

BI Status and last ETL error for PHS_BI_DB (new 2019)

	Sun 17/1/2021	Mon 18/1/2021	Tue 19/1/2021	Wed 20/1/2021	Thu 21/1/2021	Fri 22/1/2021	Sat 23/1/2021
ABS DataWarehouse ETL Health	OK	OK	OK	OK	OK	OK	OK
ABS DWHStaging ETL Health	OK	OK	OK	OK	OK	OK	OK

BI last ETL error for PHS_BI_DB (new 2019)

Sun, 17-01-2021 ORA-12541: TNS:no listener

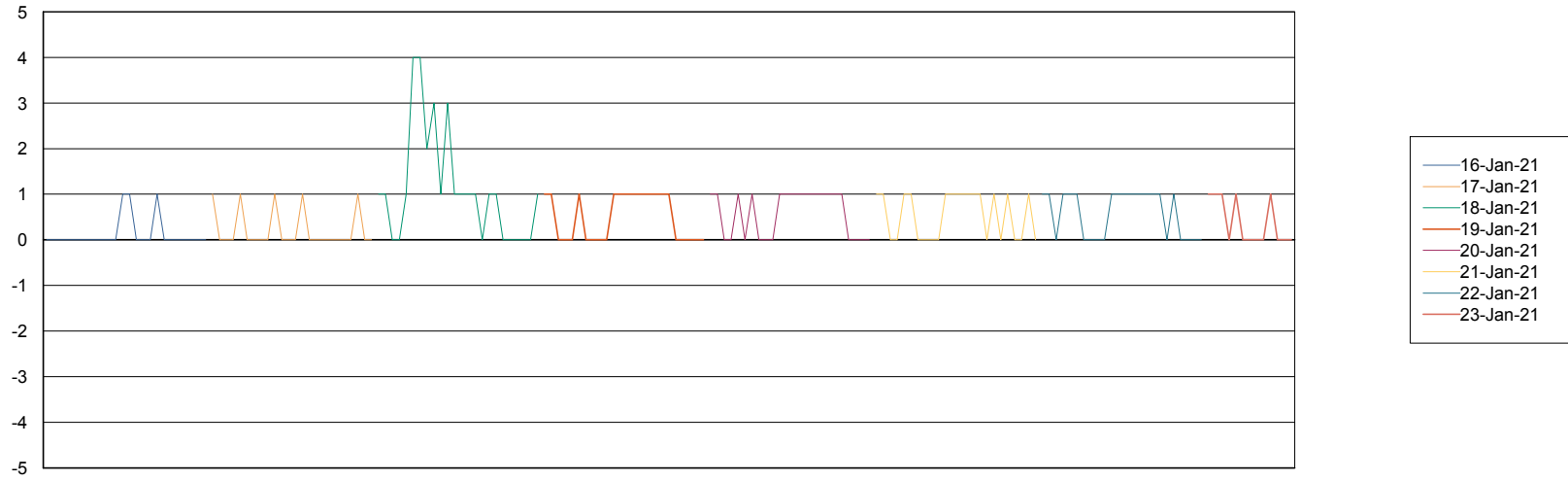
Weekly SLA Customer Report

Customer PHS_Production
Database ID 47



Standby Database Health PHS_Production

Recovery lag for last 7 days



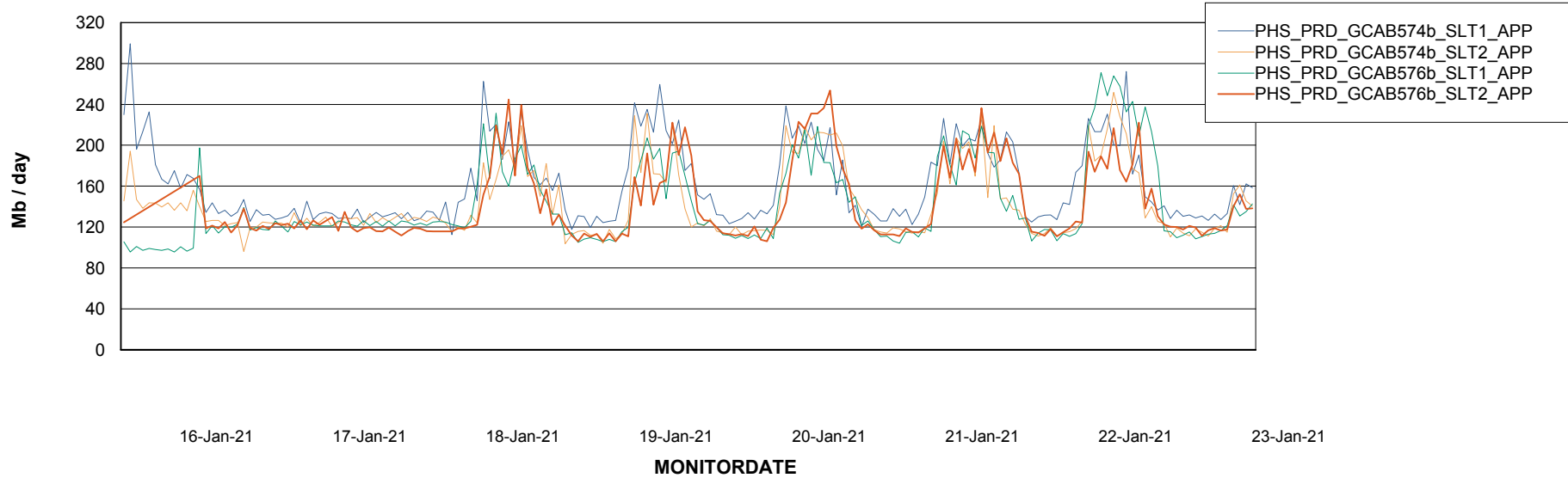
Weekly SLA Customer Report

Customer PHS_Production
Database ID 47

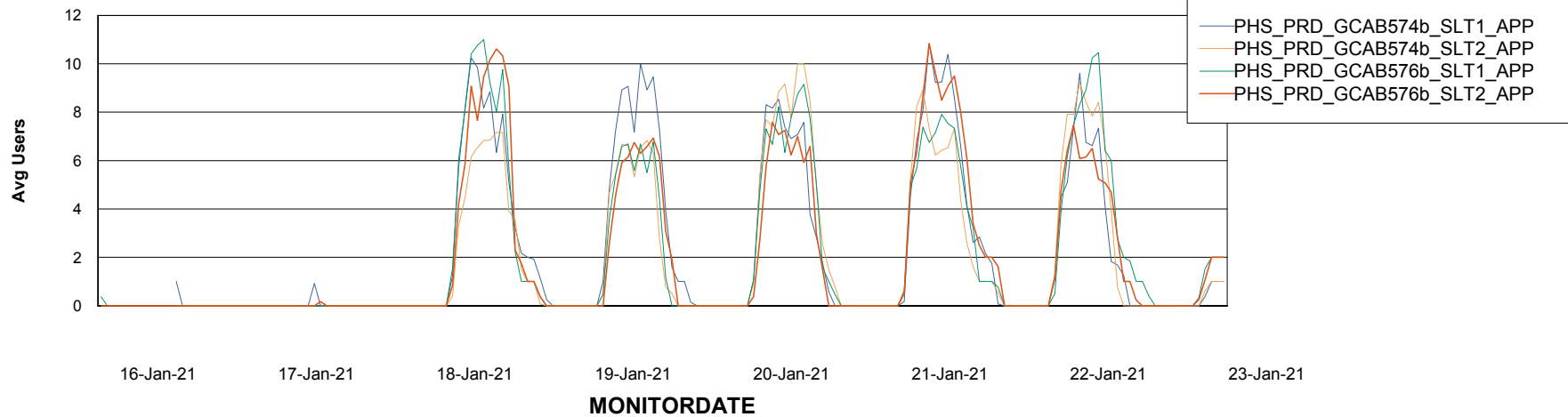


ABSSolute Application Server Services

Avg memory used per ABS Server Service



Avg users per day per ABS server



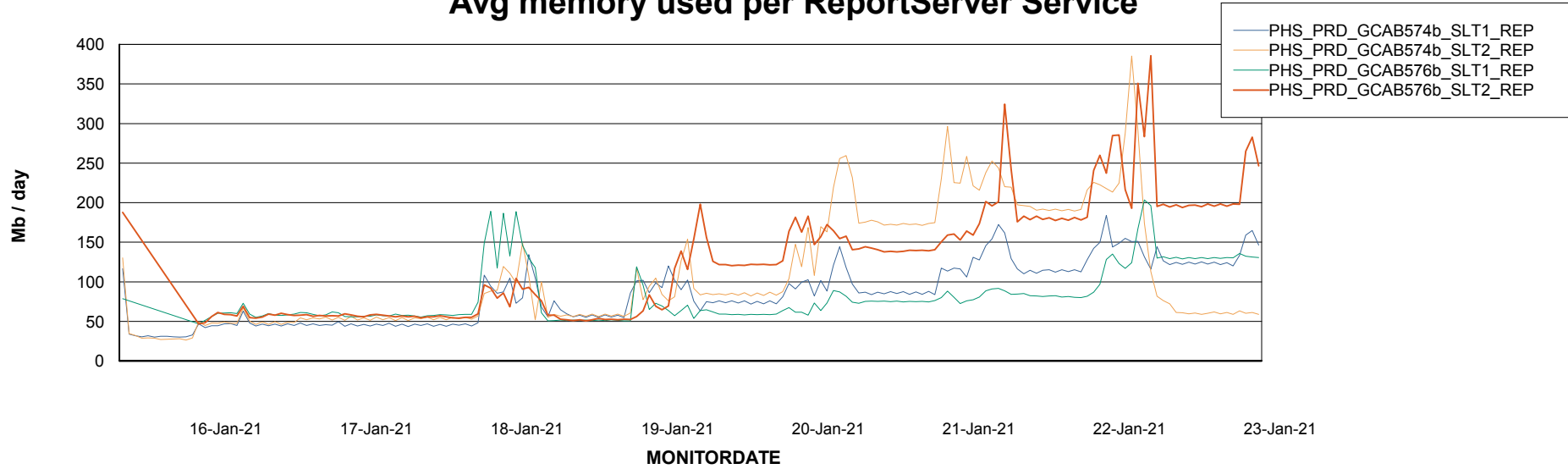
Weekly SLA Customer Report

Customer PHS_Production
Database ID 47



ABSSolute Application ReportServer Services

Avg memory used per ReportServer Service



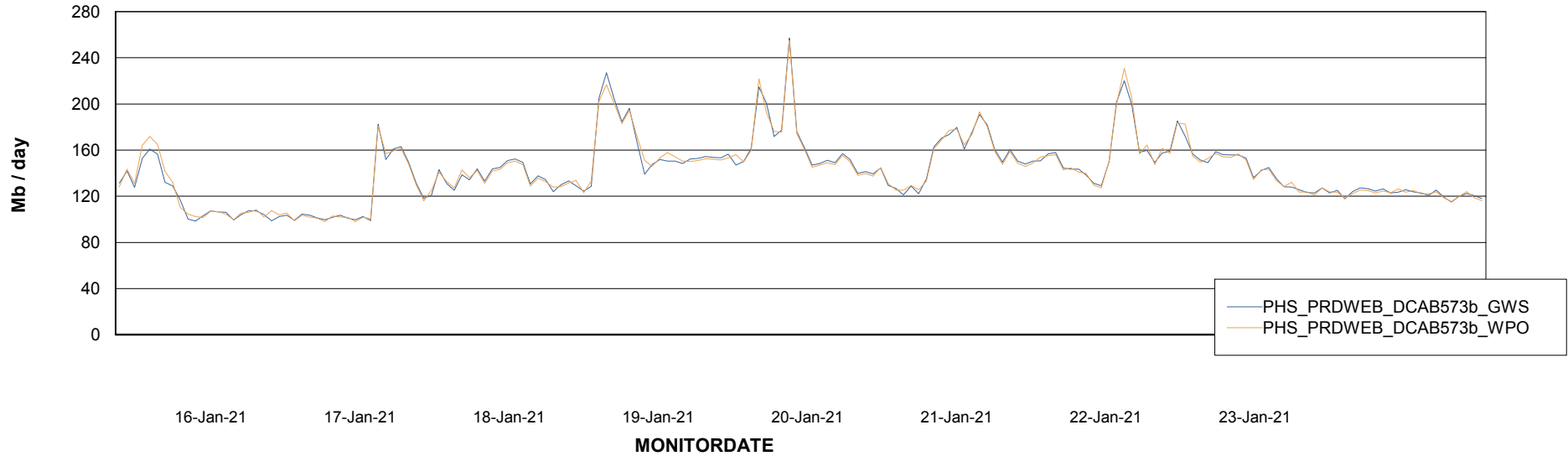
Weekly SLA Customer Report

Customer PHS_Production
Database ID 47



ABSSolute Web Component Services

Avg memory used per ABS Web component



Weekly SLA Customer Report

Customer PHS_Production
Database ID 47



Disaster per ABS component

