

# Weekly SLA Customer Report

Customer WBL\_Production  
 Database ID 40



Harddisk Usage WBL\_FutureLive\_ABSWDB1

	Free disk space on C: (%)	Total disk space on C: (Gb)	Used disk space on C: (Gb)	Free disk space on D: (%)	Total disk space on D: (Gb)	Used disk space on D: (Gb)	Free disk space on E: (%)	Total disk space on E: (Gb)	Used disk space on E: (Gb)	Free disk space on F: (%)
11-Jan-21	68	120	39	75	200	51	91	200	17	91
10-Jan-21	68	120	39	75	200	51	91	200	17	91

Harddisk Usage WBL\_FutureLive\_ABSWDB2

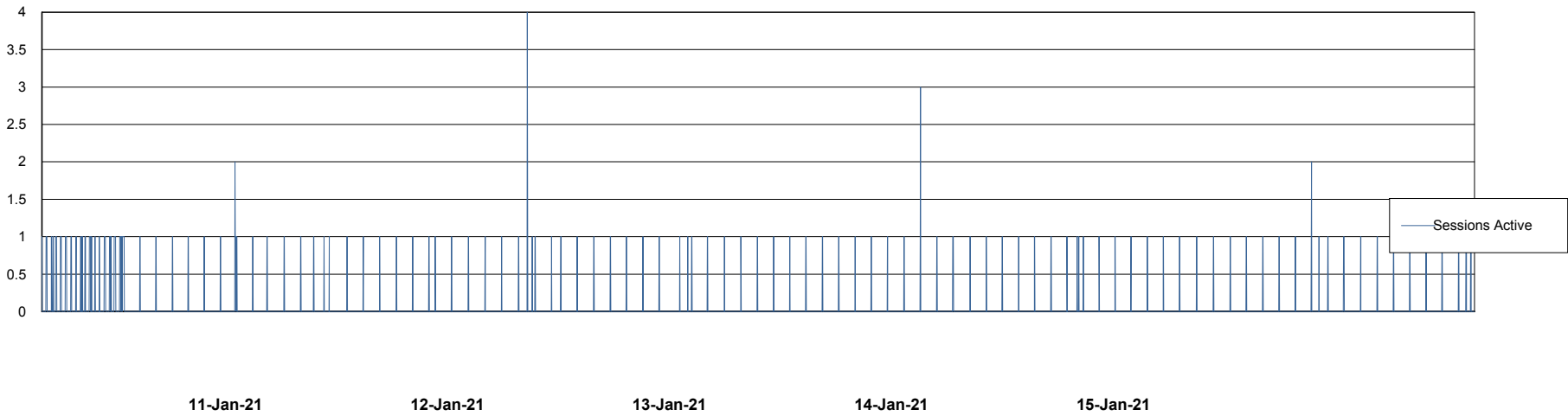
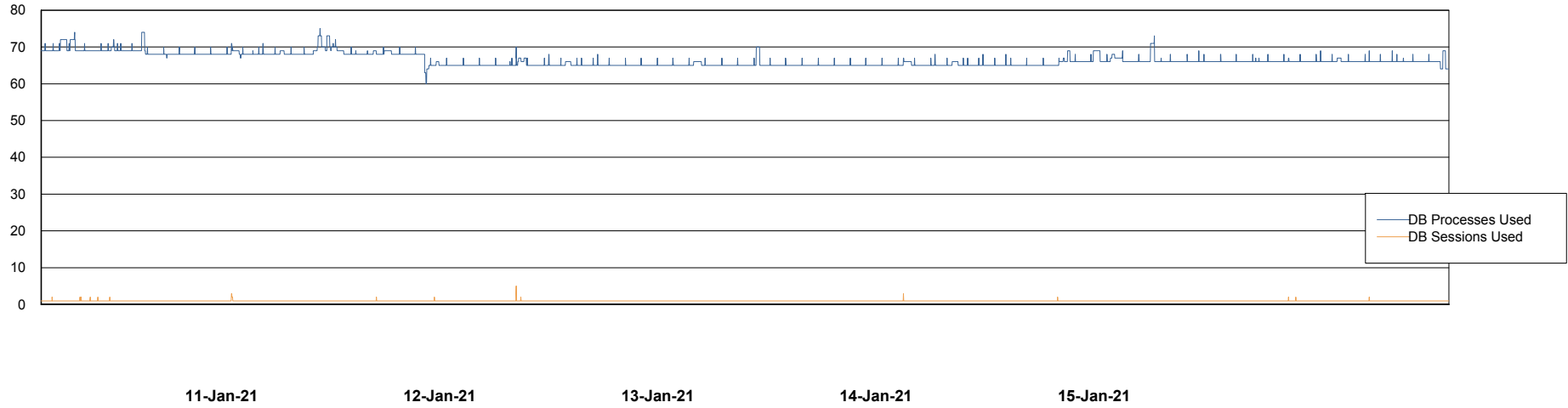
	Free disk space on C: (%)	Total disk space on C: (Gb)	Used disk space on C: (Gb)	Free disk space on D: (%)	Total disk space on D: (Gb)	Used disk space on D: (Gb)	Free disk space on E: (%)	Total disk space on E: (Gb)	Used disk space on E: (Gb)	Free disk space on F: (%)
11-Jan-21	72	120	33	86	200	28	87	200	26	95
10-Jan-21	72	120	33	86	200	28	87	200	26	95

# Weekly SLA Customer Report

Customer WBL\_Production  
Database ID 40



## Database Performance WBLDB\_Production



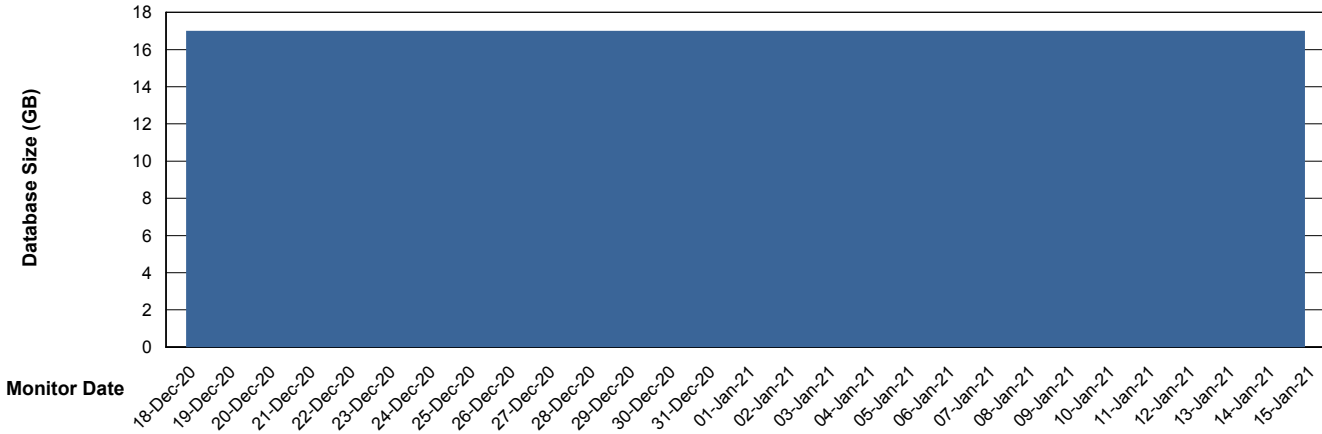
# Weekly SLA Customer Report

Customer WBL\_Production  
 Database ID 40



DATABASE SIZE WBLDB\_Production

Database growth over last month



Database Tablespace WBLDB\_Production

Date	Tablespace Name	Filesize (Gb)	Usedsize (Gb)	Percentage free
15-Jan-21	ABSDATA	9	7	25
	INDX	12	9	23
14-Jan-21	ABSDATA	9	7	25
	INDX	12	9	23
13-Jan-21	ABSDATA	9	7	25
	INDX	12	9	23
12-Jan-21	ABSDATA	9	7	25
	INDX	12	9	23
11-Jan-21	ABSDATA	9	7	25
	INDX	12	9	23
10-Jan-21	ABSDATA	9	7	25
	INDX	12	9	23