

Weekly SLA Customer Report

Customer WBL_Production
 Database ID 40



Harddisk Usage WBL_FutureLive_ABSWDB1

	Free disk space on C: (%)	Total disk space on C: (Gb)	Used disk space on C: (Gb)	Free disk space on D: (%)	Total disk space on D: (Gb)	Used disk space on D: (Gb)	Free disk space on E: (%)	Total disk space on E: (Gb)	Used disk space on E: (Gb)	Free disk space on F: (%)
11-Jan-21	68	120	39	75	200	51	91	200	17	91
10-Jan-21	68	120	39	75	200	51	91	200	17	91
09-Jan-21	68	120	39	75	200	51	91	200	17	90
08-Jan-21	68	120	39	75	200	51	91	200	17	90
07-Jan-21	68	120	39	75	200	51	91	200	17	90
06-Jan-21	68	120	39	75	200	51	91	200	17	90
05-Jan-21	68	120	39	75	200	51	91	200	17	91

Harddisk Usage WBL_FutureLive_ABSWDB2

	Free disk space on C: (%)	Total disk space on C: (Gb)	Used disk space on C: (Gb)	Free disk space on D: (%)	Total disk space on D: (Gb)	Used disk space on D: (Gb)	Free disk space on E: (%)	Total disk space on E: (Gb)	Used disk space on E: (Gb)	Free disk space on F: (%)
11-Jan-21	72	120	33	86	200	28	87	200	26	95
10-Jan-21	72	120	33	86	200	28	87	200	26	95
09-Jan-21	72	120	33	86	200	28	87	200	26	94
08-Jan-21	72	120	33	86	200	28	87	200	26	95
07-Jan-21	72	120	33	86	200	28	87	200	26	95
06-Jan-21	72	120	33	86	200	28	87	200	26	95
05-Jan-21	72	120	33	86	200	28	87	200	26	95

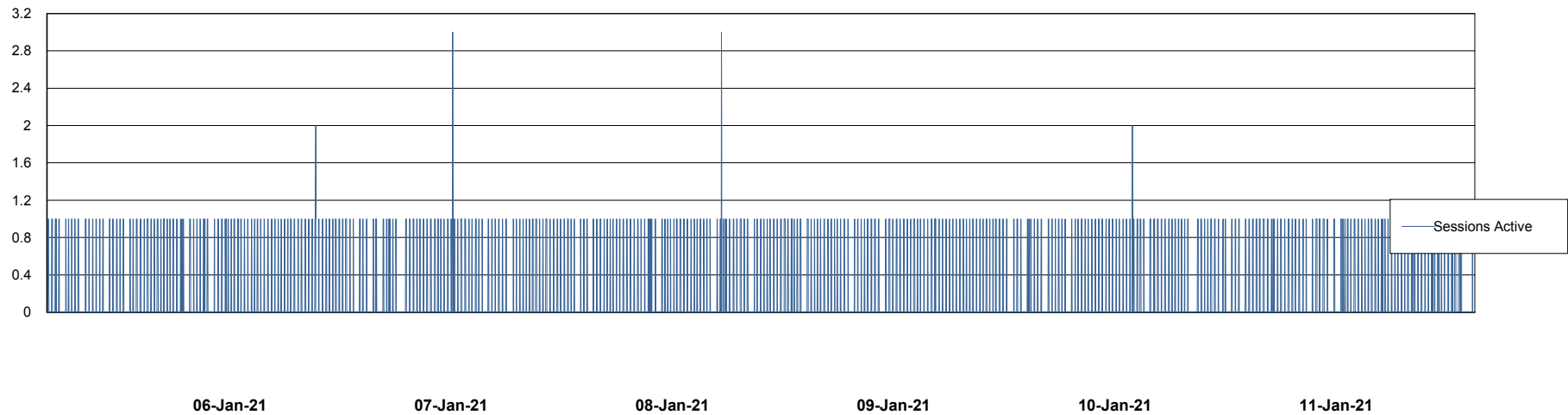
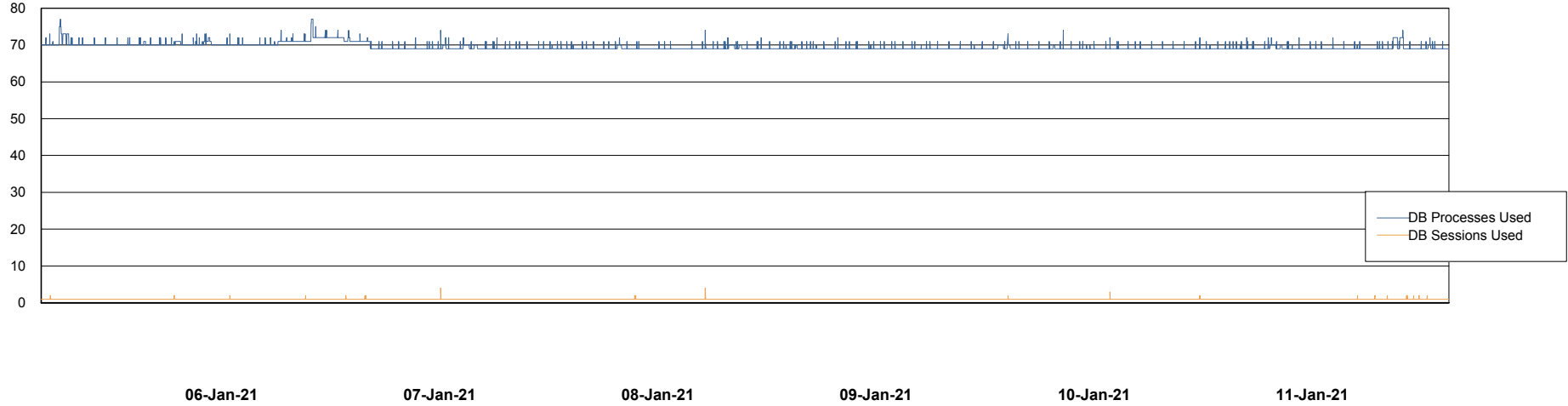
Weekly SLA Customer Report

Customer WBL_Production
Database ID 40



Database Performance WBLDB_Production

DB Processes Max 500
DB Sessions Max 772



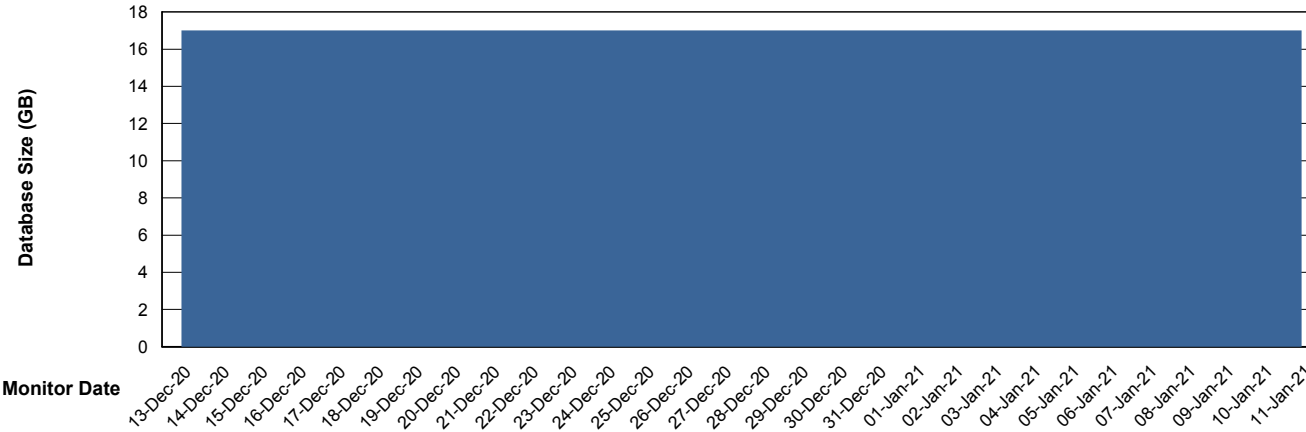
Weekly SLA Customer Report

Customer WBL_Production
 Database ID 40



DATABASE SIZE WBLDB_Production

Database growth over last month



Database Tablespace WBLDB_Production

Date	Tablespace Name	Filesize (Gb)	Usedsize (Gb)	Percentage free
11-Jan-21	ABSDATA	9	7	25
	INDX	12	9	23
10-Jan-21	ABSDATA	9	7	25
	INDX	12	9	23
09-Jan-21	ABSDATA	9	7	25
	INDX	12	9	23
08-Jan-21	ABSDATA	9	7	25
	INDX	12	9	23
07-Jan-21	ABSDATA	9	7	25
	INDX	12	9	23
06-Jan-21	ABSDATA	9	7	25
	INDX	12	9	23
05-Jan-21	ABSDATA	9	7	25
	INDX	12	9	23