

Weekly SLA Customer Report

Customer DFD Production
 Database ID 39



Harddisk Usage DFD_PRD_ABSAPP1

	Free disk space on c: (%)	Total disk space on c: (Gb)
11-Jan-21	16	90
10-Jan-21	16	90
09-Jan-21	16	90
08-Jan-21	16	90
07-Jan-21	16	90
06-Jan-21	16	90
05-Jan-21	16	90

Harddisk Usage DFD_PRD_ABSAPP2

	Free disk space on c: (%)	Total disk space on c: (Gb)
11-Jan-21	41	100
10-Jan-21	42	100
09-Jan-21	42	100
08-Jan-21	42	100
07-Jan-21	42	100
06-Jan-21	42	100
05-Jan-21	42	100

Weekly SLA Customer Report

Customer DFD Production
Database ID 39



Harddisk Usage DFD_PRD_ABSAPP3

	Free disk space on c: (%)	Total disk space on c: (Gb)
11-Jan-21	15	70
10-Jan-21	16	70
09-Jan-21	16	70
08-Jan-21	16	70
07-Jan-21	16	70
06-Jan-21	16	70
05-Jan-21	16	70

Harddisk Usage DFD_PRD_BI1

	Free disk space on c: (%)	Total disk space on c: (Gb)	Free disk space on e: (%)	Total disk space on e: (Gb)
11-Jan-21	18	150	20	200
10-Jan-21	18	150	21	200
09-Jan-21	18	150	21	200
08-Jan-21	18	150	21	200
07-Jan-21	18	150	21	200
06-Jan-21	18	150	20	200
05-Jan-21	18	150	20	200

Weekly SLA Customer Report

Customer DFD Production
Database ID 39



Harddisk Usage DFD_PRD_ORACLE1

	Free disk space on c: (%)	Total disk space on c: (Gb)	Free disk space on d: (%)	Total disk space on d: (Gb)	Free disk space on e: (%)	Total disk space on e: (Gb)	Free disk space on f: (%)	Total disk space on f: (Gb)
11-Jan-21	25	78	72	479	25	550	68	800
10-Jan-21	25	78	72	479	25	550	68	800
09-Jan-21	25	78	72	479	25	550	68	800
08-Jan-21	25	78	72	479	25	550	68	800
07-Jan-21	25	78	72	479	25	550	68	800
06-Jan-21	25	78	72	479	25	550	68	800
05-Jan-21	25	78	72	479	25	550	68	800

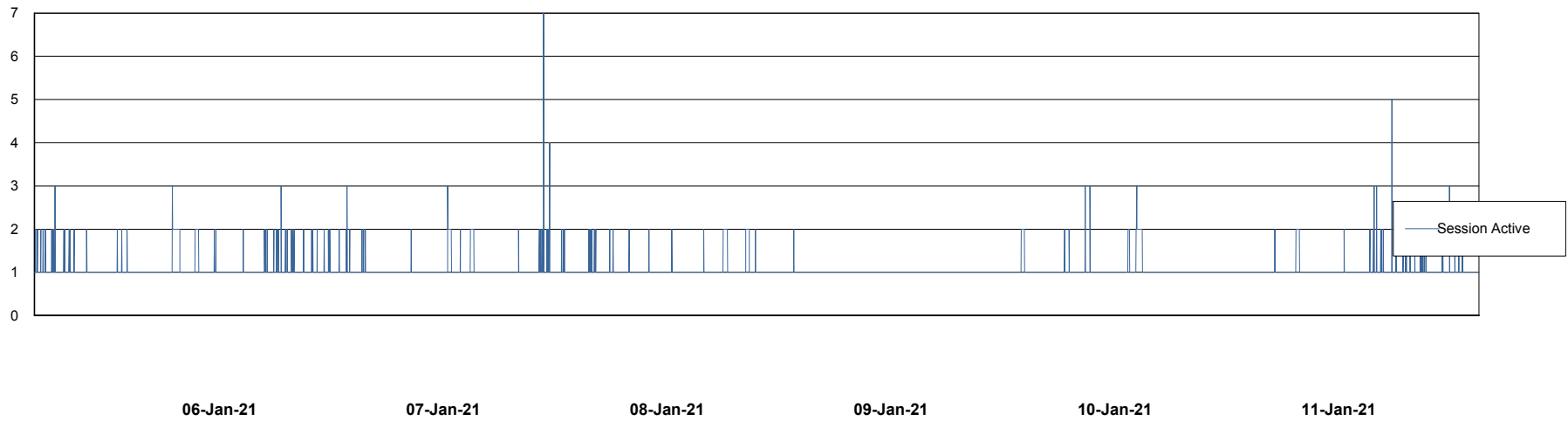
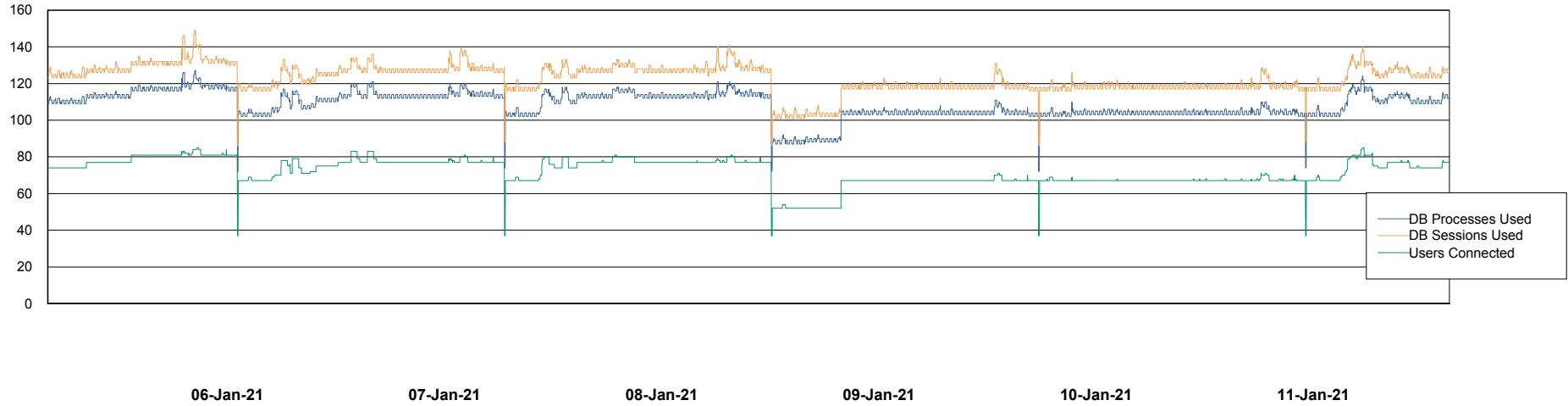
Weekly SLA Customer Report

Customer DFD Production
Database ID 39



Database Performance DFDDDB_Production

DB Processes Max 600
DB Sessions Max 924



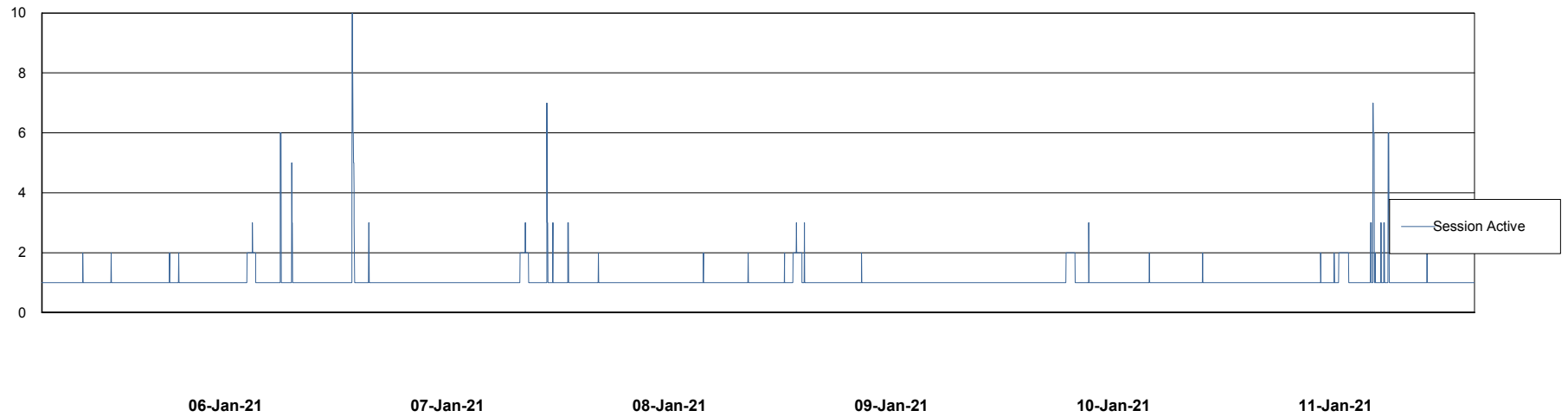
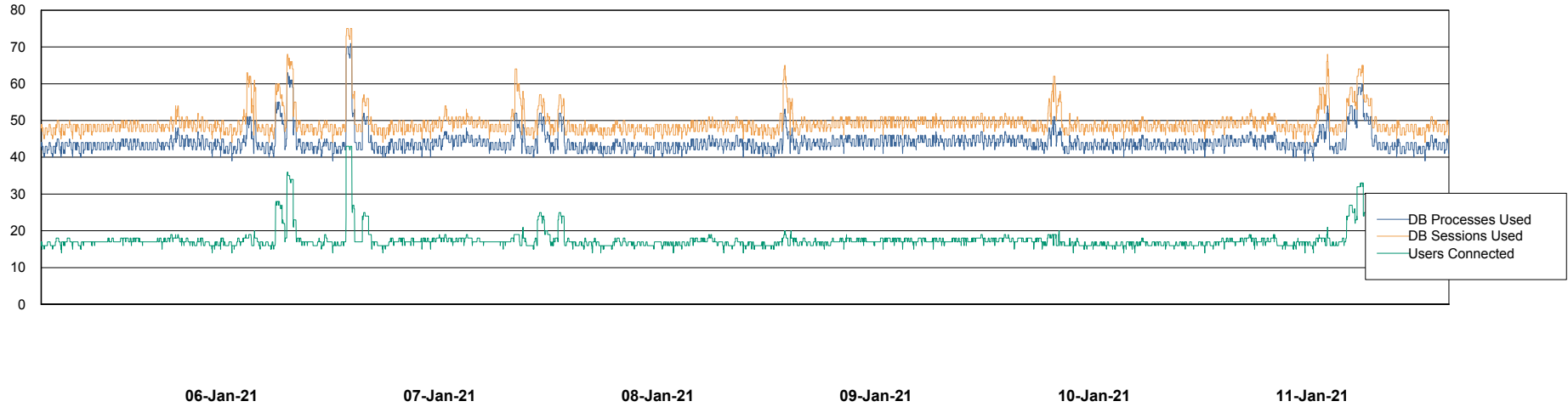
Weekly SLA Customer Report

Customer DFD Production
Database ID 39



Database Performance DFDDDBBI_Production

DB Processes Max 500
DB Sessions Max 772



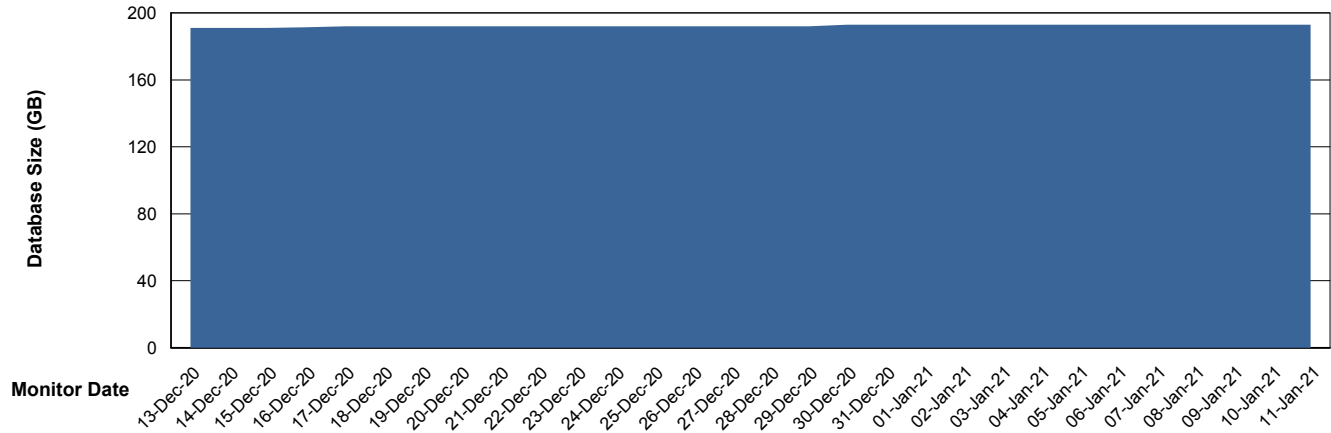
Weekly SLA Customer Report

Customer DFD Production
Database ID 39



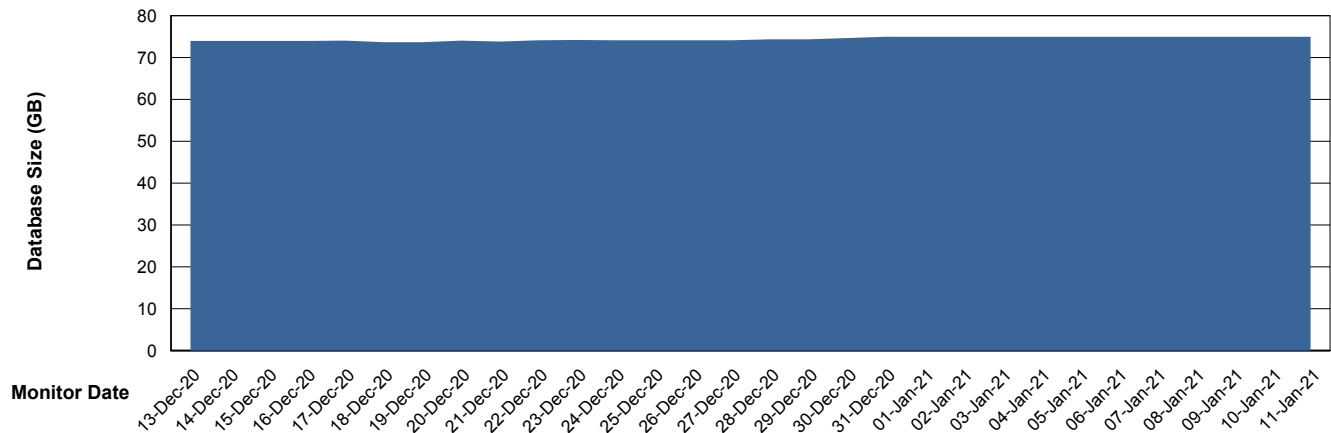
DATABASE SIZE DFDDDB_Production

Database growth over last month



DATABASE SIZE DFDDDBI_Production

Database growth over last month



Weekly SLA Customer Report

Customer DFD Production
 Database ID 39



Database Tablespace DFDDDB_Production

Date	Tablespace Name	Filesize (Gb)	Usedsize (Gb)	Percentage free
11-Jan-21	ABSDATA	75	63	16
	INDX	151	128	15
10-Jan-21	ABSDATA	75	63	16
	INDX	151	128	15
09-Jan-21	ABSDATA	75	63	16
	INDX	151	128	15
08-Jan-21	ABSDATA	75	63	16
	INDX	151	128	15
07-Jan-21	ABSDATA	75	63	16
	INDX	151	127	16
06-Jan-21	ABSDATA	75	63	16
	INDX	151	127	16
05-Jan-21	ABSDATA	75	63	16
	INDX	151	127	16

Weekly SLA Customer Report

Customer DFD Production
 Database ID 39



Database Tablespace DFDDDBI_Production

Date	Tablespace Name	Filesize (Gb)	Usedsize (Gb)	Percentage free
11-Jan-21	ABSDATA	44	36	18
	INDX	41	33	20
10-Jan-21	ABSDATA	44	36	18
	INDX	41	33	20
09-Jan-21	ABSDATA	44	36	18
	INDX	41	33	20
08-Jan-21	ABSDATA	44	36	18
	INDX	41	33	20
07-Jan-21	ABSDATA	44	36	18
	INDX	41	33	20
06-Jan-21	ABSDATA	44	36	18
	INDX	41	33	20
05-Jan-21	ABSDATA	44	36	18
	INDX	41	33	20

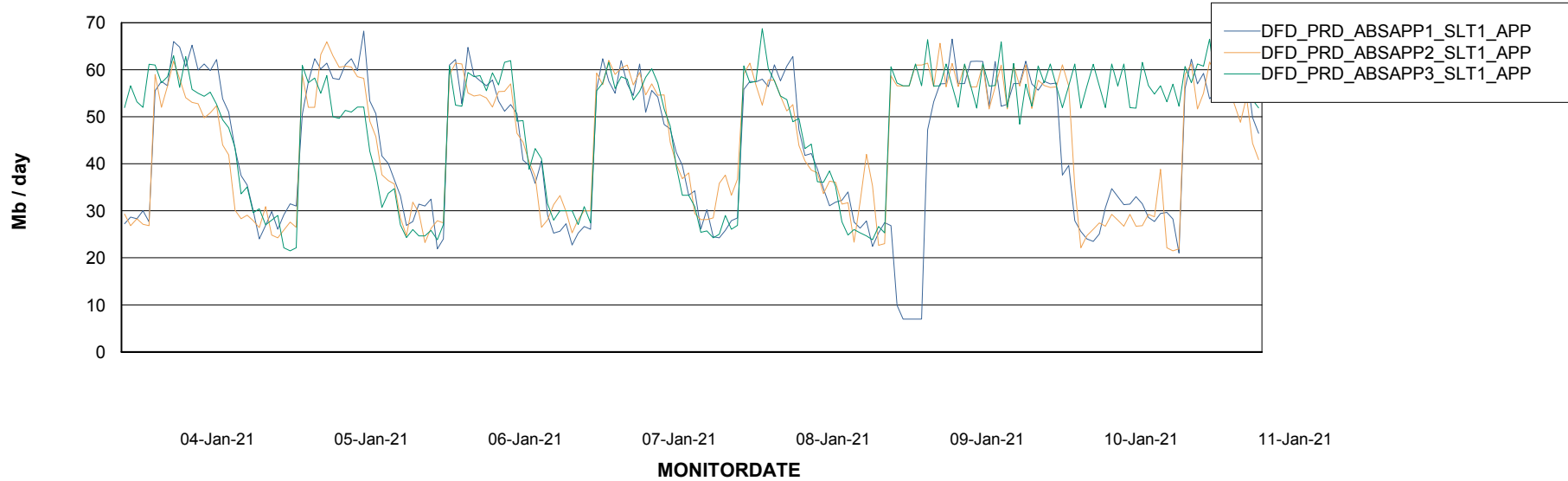
Weekly SLA Customer Report

Customer DFD Production
Database ID 39

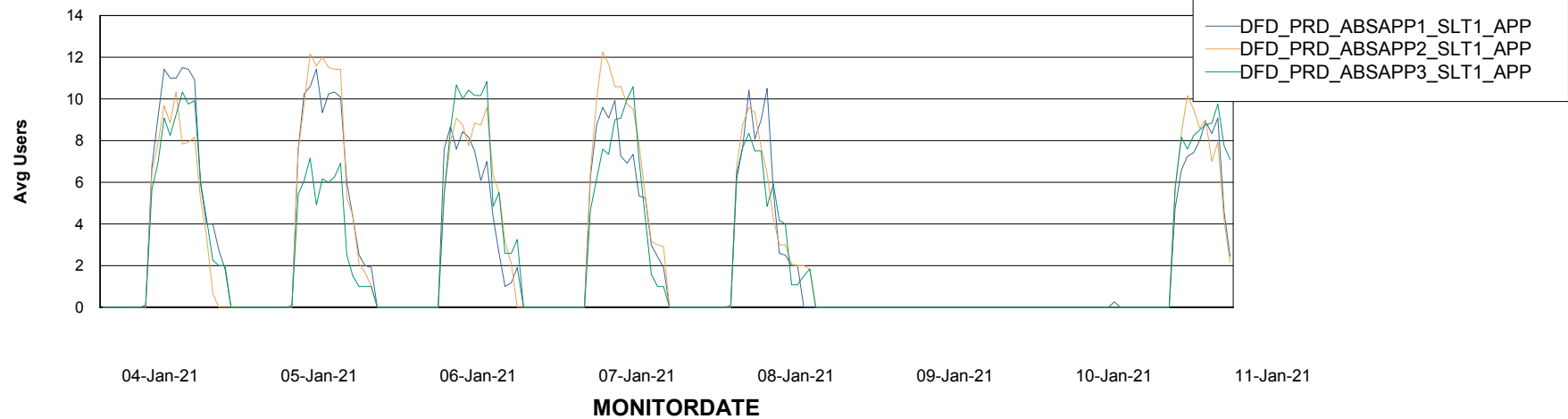


ABSolute Application Server Services

Avg memory used per ABS Server Service



Avg users per day per ABS server



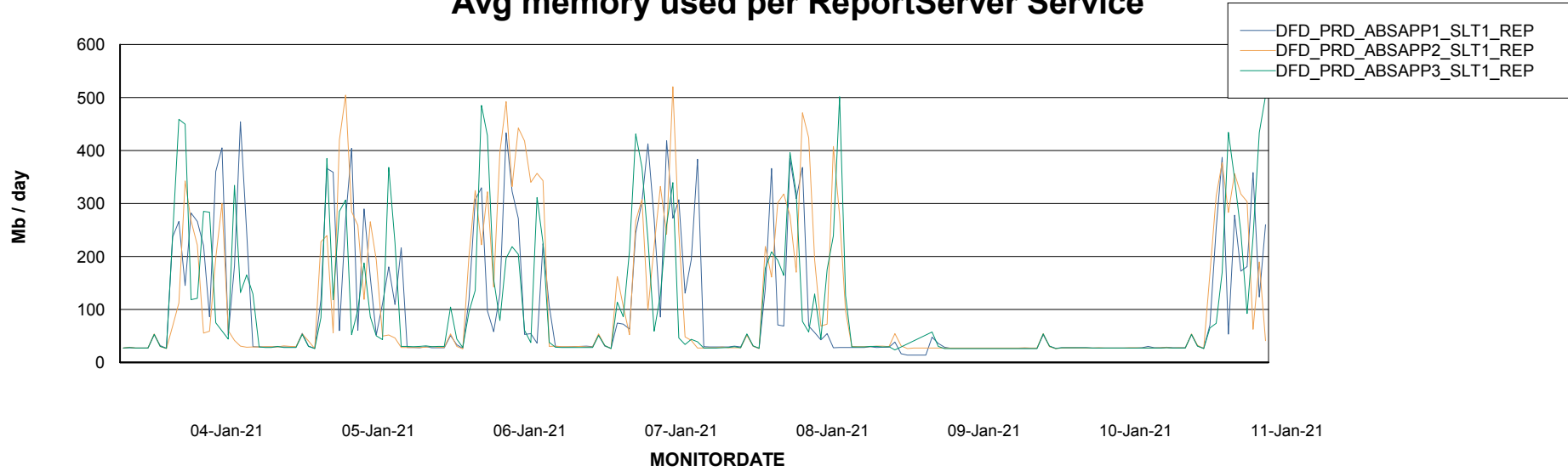
Weekly SLA Customer Report

Customer DFD Production
Database ID 39



ABSSolute Application ReportServer Services

Avg memory used per ReportServer Service



Disaster per ABS component

