

Weekly SLA Customer Report

Customer WBL_Production
Database ID 40



Harddisk Usage WBL_FutureLive_ABSWDB1

	Free disk space on C: (%)	Total disk space on C: (Gb)	Used disk space on C: (Gb)	Free disk space on D: (%)	Total disk space on D: (Gb)	Used disk space on D: (Gb)	Free disk space on E: (%)	Total disk space on E: (Gb)	Used disk space on E: (Gb)	Free disk space on F: (%)
02-Jan-21	68	120	39	75	200	51	91	200	17	70
01-Jan-21	68	120	39	75	200	51	91	200	17	70
31-Dec-20	68	120	39	75	200	51	91	200	17	70
30-Dec-20	68	120	39	75	200	51	91	200	17	70
29-Dec-20	68	120	39	75	200	51	91	200	17	71
28-Dec-20	68	120	39	75	200	51	91	200	17	71
27-Dec-20	68	120	39	75	200	51	91	200	17	71

Harddisk Usage WBL_FutureLive_ABSWDB2

	Free disk space on C: (%)	Total disk space on C: (Gb)	Used disk space on C: (Gb)	Free disk space on D: (%)	Total disk space on D: (Gb)	Used disk space on D: (Gb)	Free disk space on E: (%)	Total disk space on E: (Gb)	Used disk space on E: (Gb)	Free disk space on F: (%)
02-Jan-21	72	120	33	86	200	28	87	200	26	84
01-Jan-21	72	120	33	86	200	28	87	200	26	85
31-Dec-20	72	120	33	86	200	28	87	200	26	85
30-Dec-20	72	120	33	86	200	28	87	200	26	85
29-Dec-20	72	120	33	86	200	28	87	200	26	85
28-Dec-20	72	120	33	86	200	28	87	200	26	85
27-Dec-20	72	120	33	86	200	28	87	200	26	85

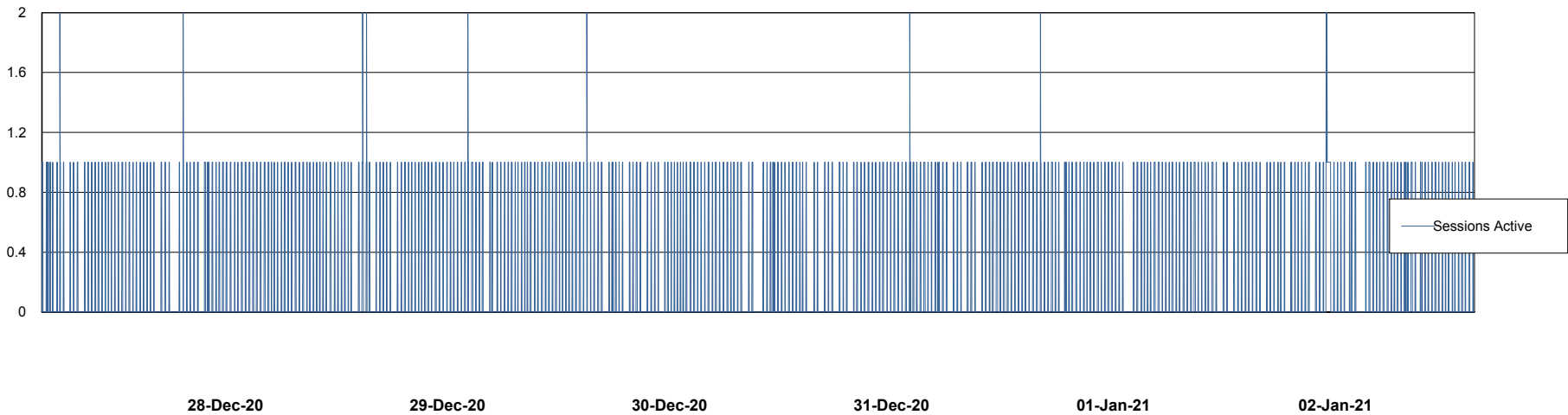
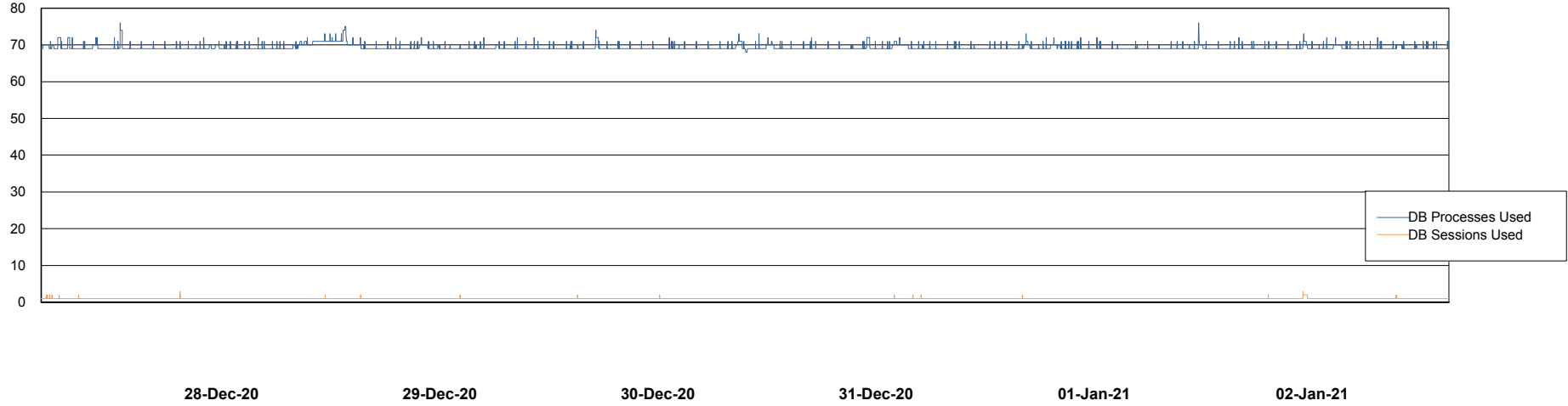
Weekly SLA Customer Report

Customer WBL_Production
Database ID 40



Database Performance WBLDB_Production

DB Processes Max 500
DB Sessions Max 772



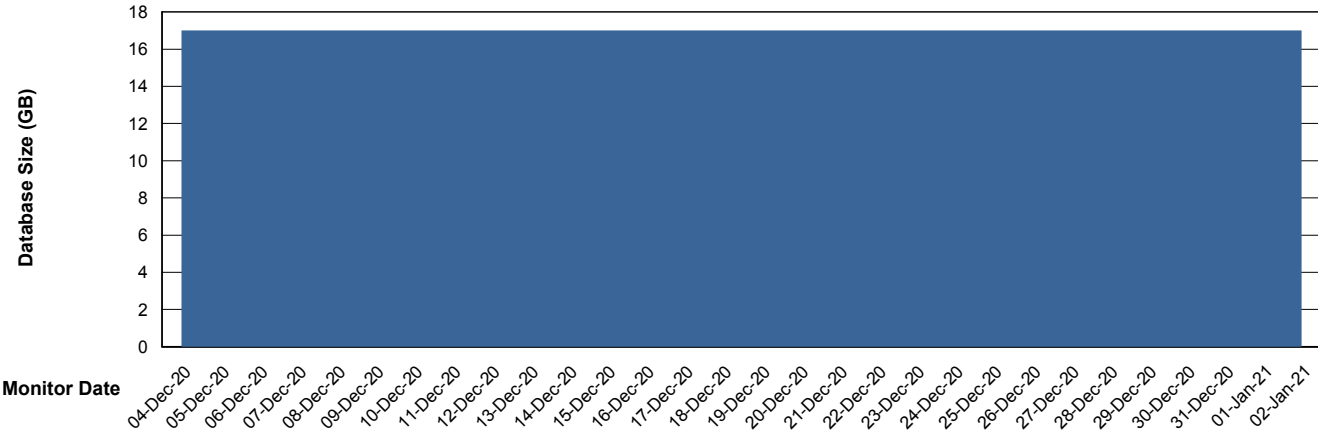
Weekly SLA Customer Report

Customer WBL_Production
 Database ID 40



DATABASE SIZE WBLDB_Production

Database growth over last month



Database Tablespace WBLDB_Production

Date	Tablespace Name	Filesize (Gb)	Usedsize (Gb)	Percentage free
02-Jan-21	ABSDATA	9	7	25
	INDX	12	9	23
01-Jan-21	ABSDATA	9	7	25
	INDX	12	9	23
31-Dec-20	ABSDATA	9	7	25
	INDX	12	9	23
30-Dec-20	ABSDATA	9	7	25
	INDX	12	9	23
29-Dec-20	ABSDATA	9	7	25
	INDX	12	9	23
28-Dec-20	ABSDATA	9	7	25
	INDX	12	9	23
27-Dec-20	ABSDATA	9	7	25
	INDX	12	9	23