

# Weekly SLA Customer Report

Customer PHS\_Production  
Database ID 47



## Harddisk Usage PHS\_BI\_GCAB891b (new 2019)

	Free disk space on c: (%)	Total disk space on c: (Gb)	Free disk space on d: (%)	Total disk space on d: (Gb)
02-Jan-21	52	150	25	300
01-Jan-21	52	150	27	300
31-Dec-20	52	150	27	300
30-Dec-20	52	150	27	300
29-Dec-20	52	150	27	300
28-Dec-20	53	150	27	300
27-Dec-20	52	150	27	300

## Harddisk Usage PHS\_PRDWEB\_DCAB573b

	Free disk space on c: (%)	Total disk space on c: (Gb)
02-Jan-21	75	100
01-Jan-21	75	100
31-Dec-20	75	100
30-Dec-20	75	100
29-Dec-20	75	100
28-Dec-20	75	100
27-Dec-20	75	100

# Weekly SLA Customer Report

Customer PHS\_Production  
Database ID 47



## Harddisk Usage PHS\_PRD\_GCAB574b

	Free disk space on c: (%)	Total disk space on c: (Gb)	Free disk space on d: (%)	Total disk space on d: (Gb)	Free disk space on f: (%)	Total disk space on f: (Gb)
02-Jan-21	36	150	20	400	28	200
01-Jan-21	36	150	20	400	36	200
31-Dec-20	36	150	20	400	35	200
30-Dec-20	36	150	20	400	35	200
29-Dec-20	36	150	20	400	42	200
28-Dec-20	36	150	20	400	38	200
27-Dec-20	36	150	20	400	38	200

## Harddisk Usage PHS\_PRD\_GCAB576b

	Free disk space on c: (%)	Total disk space on c: (Gb)	Free disk space on d: (%)	Total disk space on d: (Gb)	Free disk space on f: (%)	Total disk space on f: (Gb)
02-Jan-21	69	150	23	400	77	100
01-Jan-21	69	150	23	400	77	100
31-Dec-20	69	150	23	400	77	100
30-Dec-20	69	150	23	400	76	100
29-Dec-20	69	150	23	400	76	100
28-Dec-20	69	150	23	400	72	100
27-Dec-20	69	150	23	400	76	100

# Weekly SLA Customer Report

Customer PHS\_Production  
Database ID 47



Harddisk Usage PHS\_TST\_GCAB575b

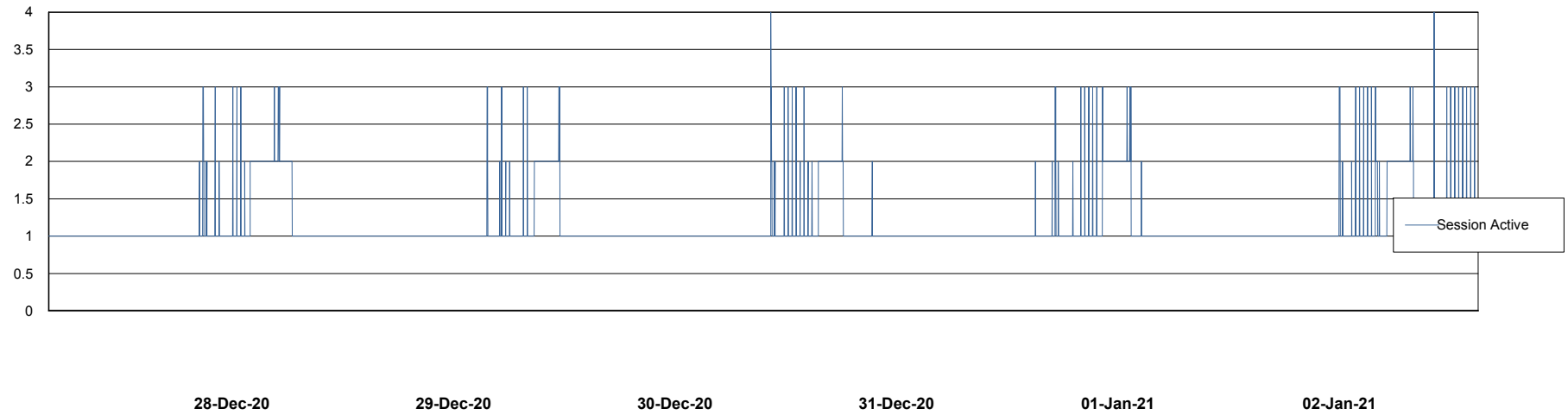
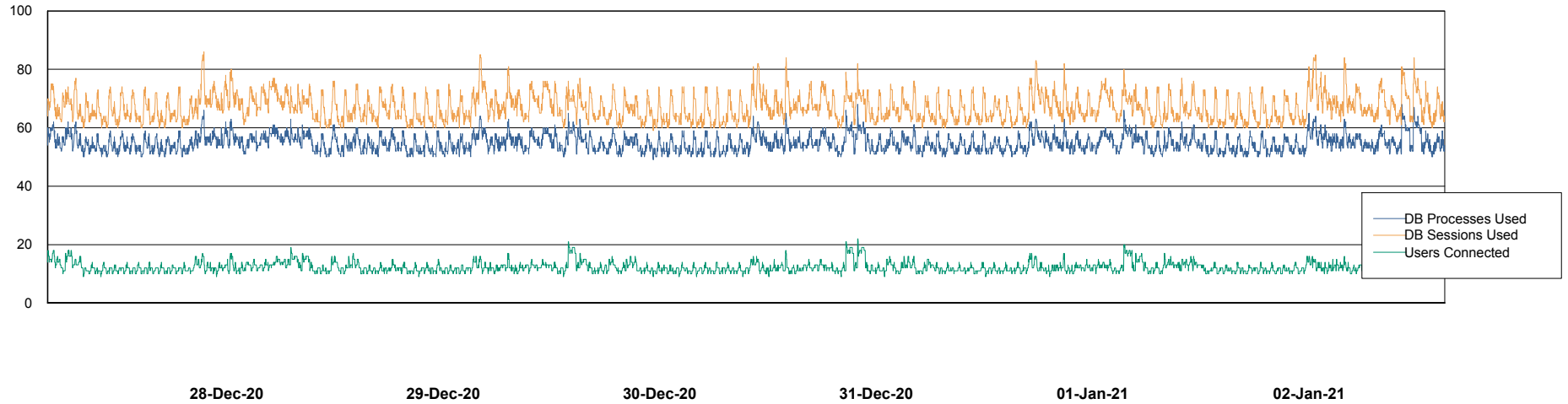
	Free disk space on c: (%)	Total disk space on c: (Gb)	Free disk space on d: (%)	Total disk space on d: (Gb)
02-Jan-21	26	60	30	300
01-Jan-21	26	60	30	300
31-Dec-20	26	60	30	300
30-Dec-20	26	60	30	300
29-Dec-20	26	60	30	300
28-Dec-20	26	60	30	300
27-Dec-20	26	60	30	300

# Weekly SLA Customer Report

Customer PHS\_Production  
Database ID 47



## Database Performance PHS\_BI\_DB (new 2019)



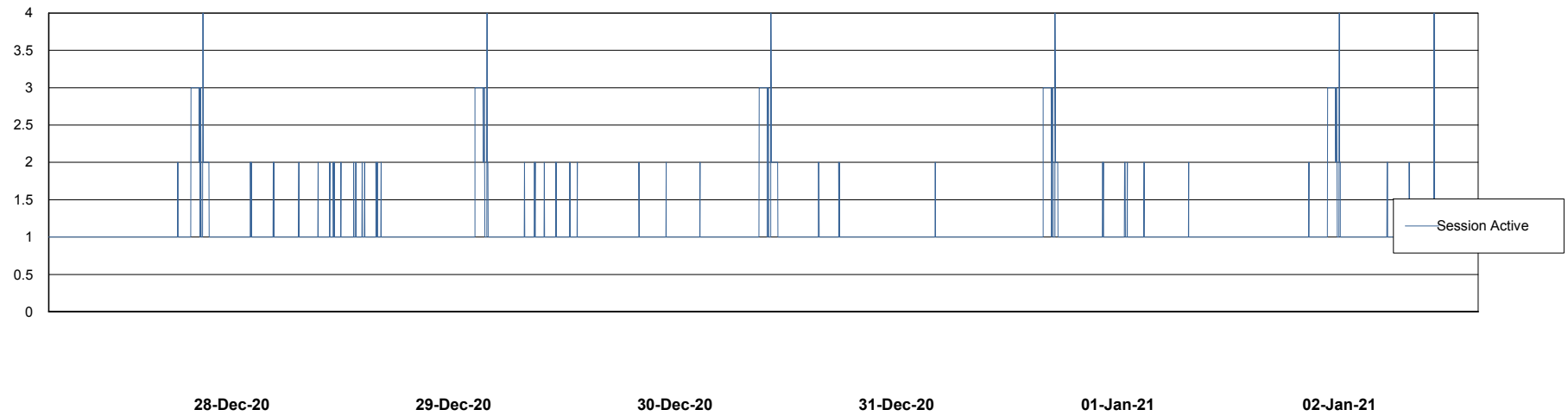
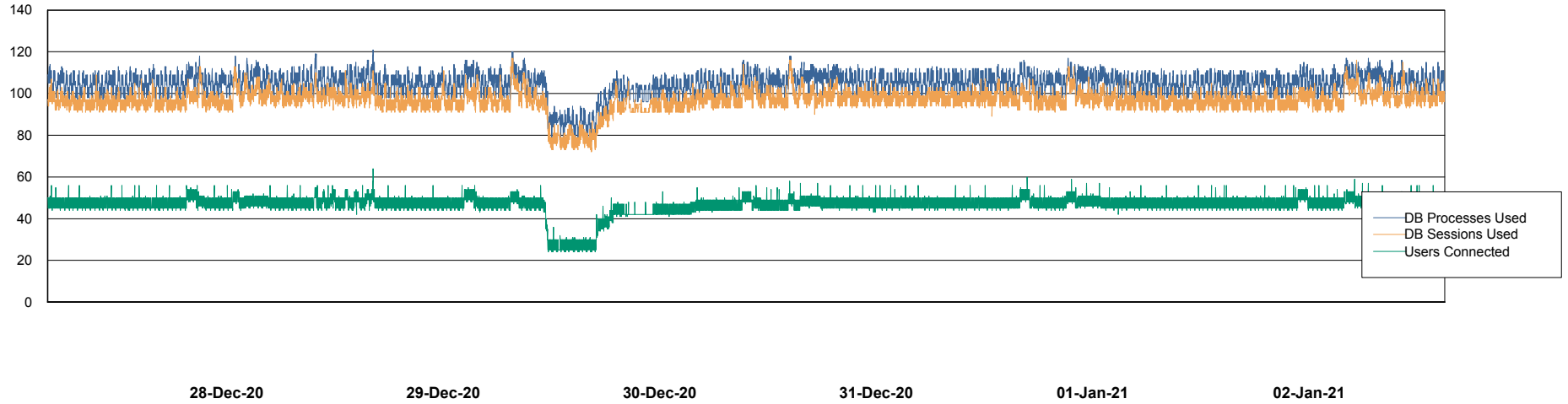
# Weekly SLA Customer Report

Customer PHS\_Production  
Database ID 47



## Database Performance PHSDB\_Production

DB Processes Max 500  
DB Sessions Max 772



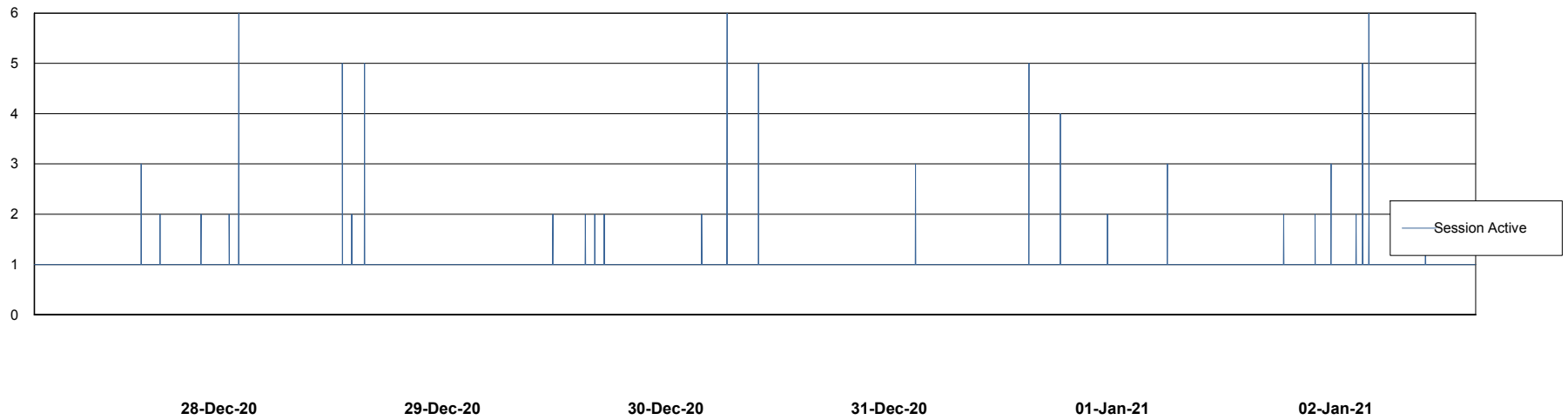
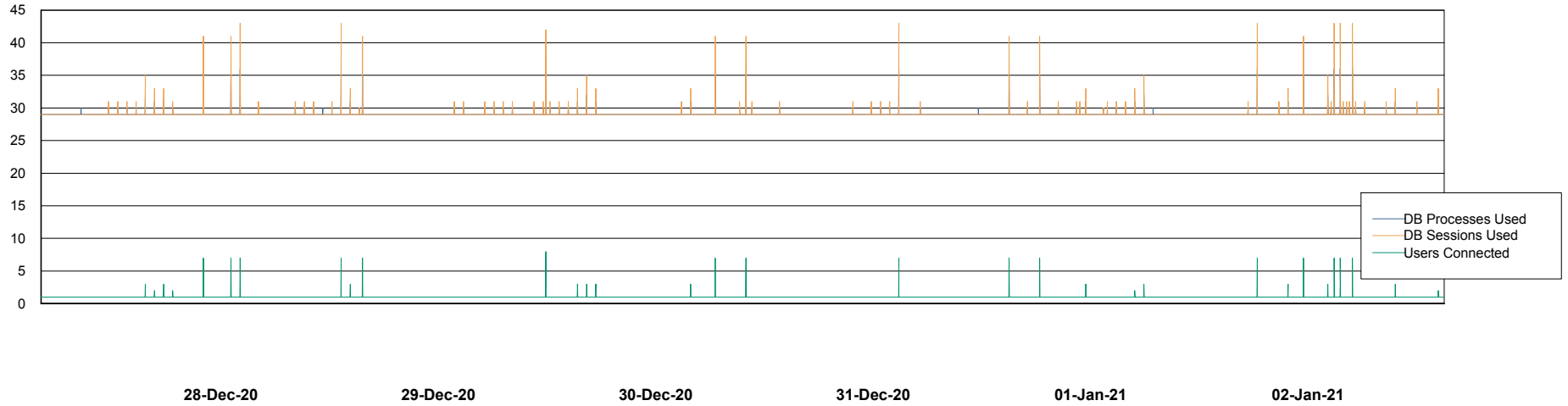
# Weekly SLA Customer Report

Customer PHS\_Production  
Database ID 47



## Database Performance PHSDB\_Standby

DB Processes Max 500  
DB Sessions Max 772



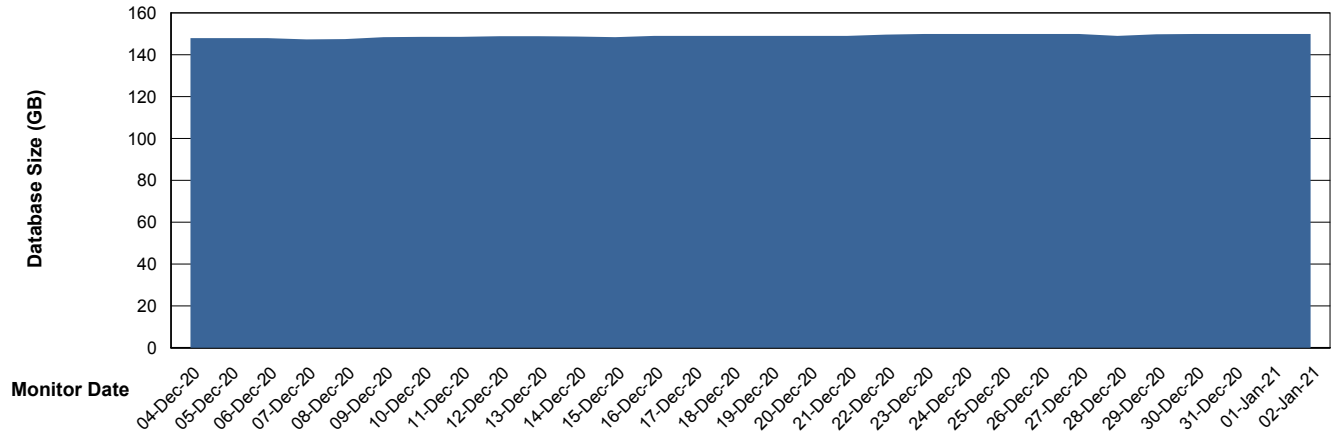
# Weekly SLA Customer Report

Customer PHS\_Production  
Database ID 47



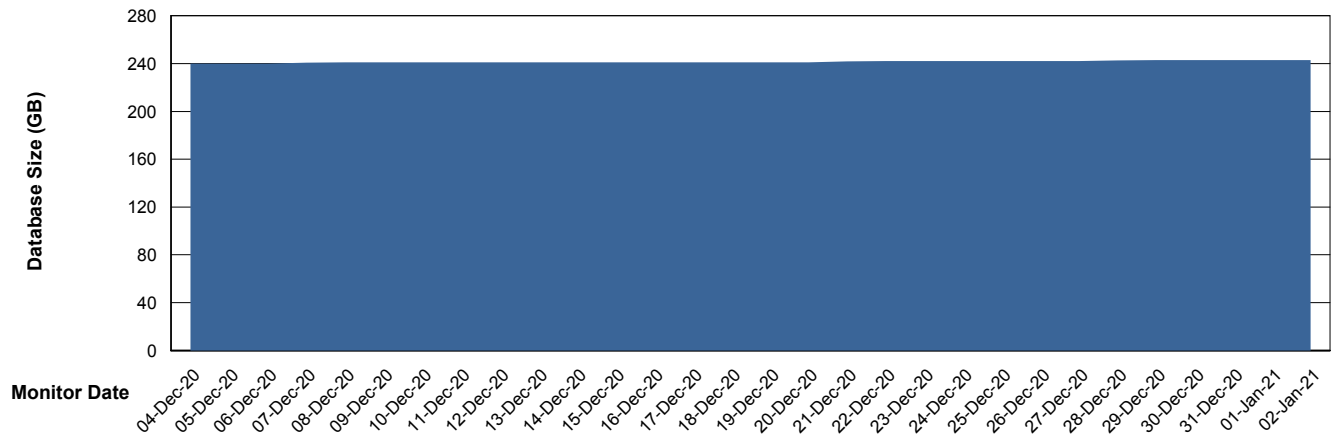
DATABASE SIZE PHS\_BI\_DB (new 2019)

### Database growth over last month



DATABASE SIZE PHSDB\_Production

### Database growth over last month



# Weekly SLA Customer Report

Customer PHS\_Production  
Database ID 47



## Database Tablespace PHS\_BI\_DB (new 2019)

Date	Tablespace Name	Filesize (Gb)	Usedsize (Gb)	Percentage free
02-Jan-21	ABSDATA	82	71	13
	INDX	87	76	13
01-Jan-21	ABSDATA	82	71	13
	INDX	87	76	13
31-Dec-20	ABSDATA	82	71	13
	INDX	87	76	13
30-Dec-20	ABSDATA	82	71	13
	INDX	87	76	13
29-Dec-20	ABSDATA	82	71	13
	INDX	87	76	13
28-Dec-20	ABSDATA	82	71	13
	INDX	87	76	13
27-Dec-20	ABSDATA	82	71	13
	INDX	87	76	13

# Weekly SLA Customer Report

Customer PHS\_Production  
Database ID 47



## Database Tablespace PHSDB\_Production

Date	Tablespace Name	Filesize (Gb)	Usedsize (Gb)	Percentage free
02-Jan-21	ABSDATA	272	225	17
	INDX	23	14	39
01-Jan-21	ABSDATA	272	225	17
	INDX	23	14	39
31-Dec-20	ABSDATA	272	225	17
	INDX	23	14	39
30-Dec-20	ABSDATA	272	225	17
	INDX	23	14	39
29-Dec-20	ABSDATA	272	225	17
	INDX	23	14	39
28-Dec-20	ABSDATA	272	225	17
	INDX	23	14	39
27-Dec-20	ABSDATA	272	225	17
	INDX	23	14	39

## BI Status and last ETL error for PHS\_BI\_DB (new 2019)

	Sun 27/12/2020	Mon 28/12/2020	Tue 29/12/2020	Wed 30/12/2020	Thu 31/12/2020	Fri 1/1/2021	Sat 2/1/2021
<b>ABS DataWarehouse ETL Health</b>	OK	OK	OK	OK	OK	OK	OK
<b>ABS DWHStaging ETL Health</b>	OK	OK	OK	OK	OK	OK	OK



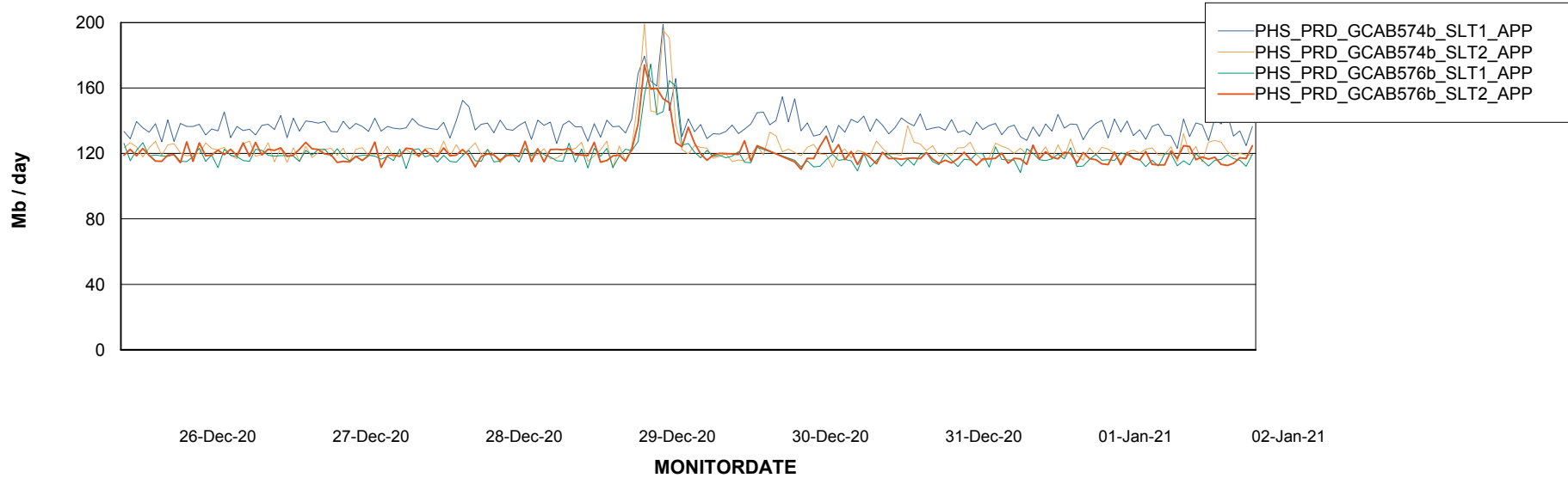
# Weekly SLA Customer Report

Customer PHS\_Production  
Database ID 47

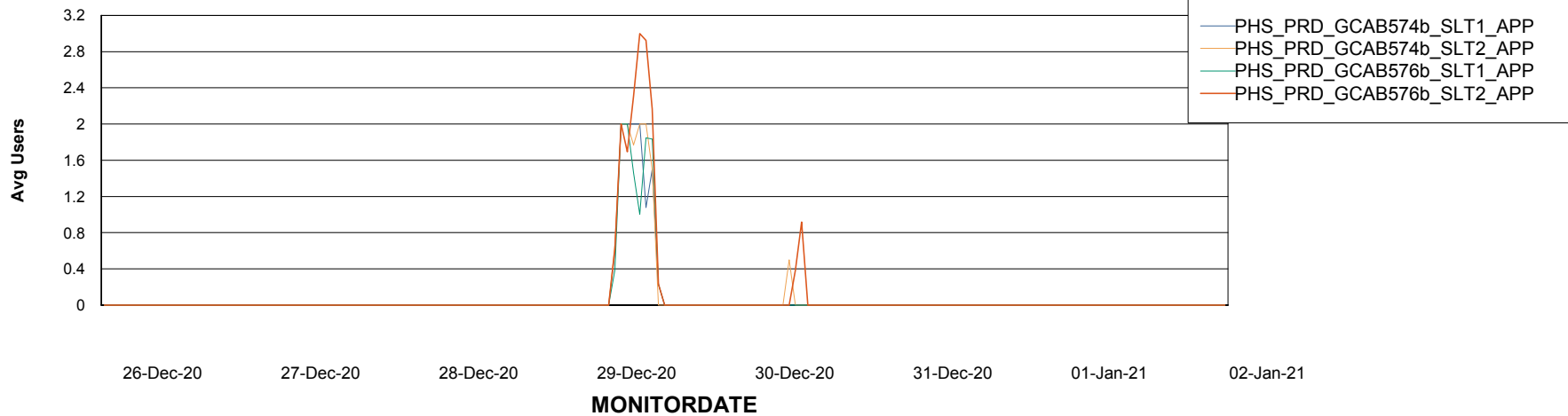


## ABSSolute Application Server Services

### Avg memory used per ABS Server Service



### Avg users per day per ABS server



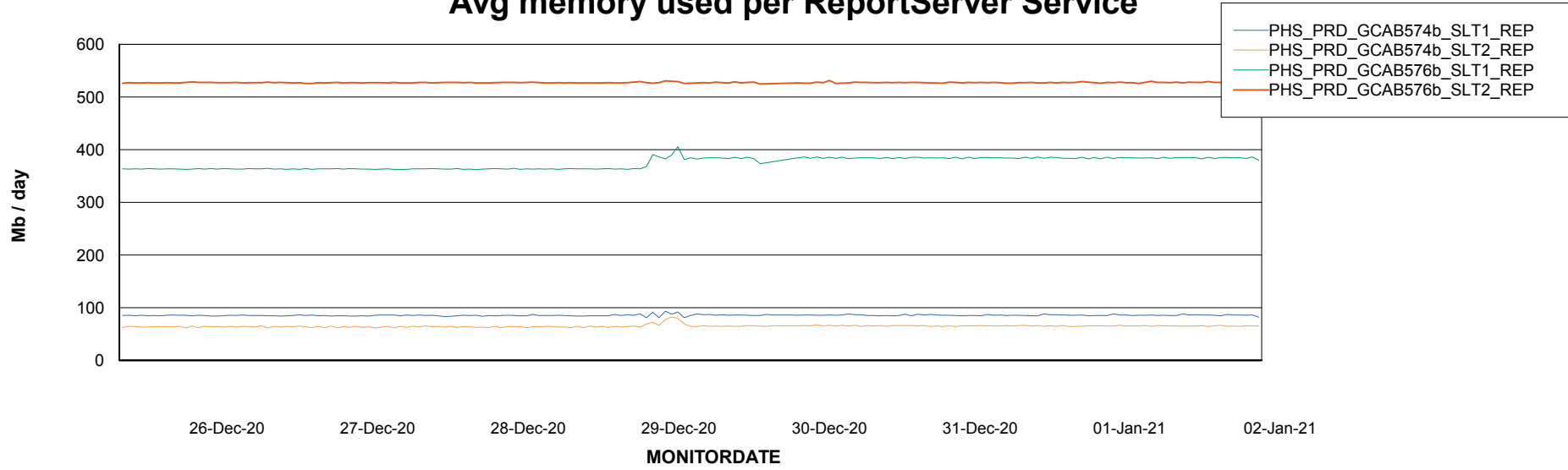
# Weekly SLA Customer Report

Customer PHS\_Production  
Database ID 47



## ABSSolute Application ReportServer Services

### Avg memory used per ReportServer Service



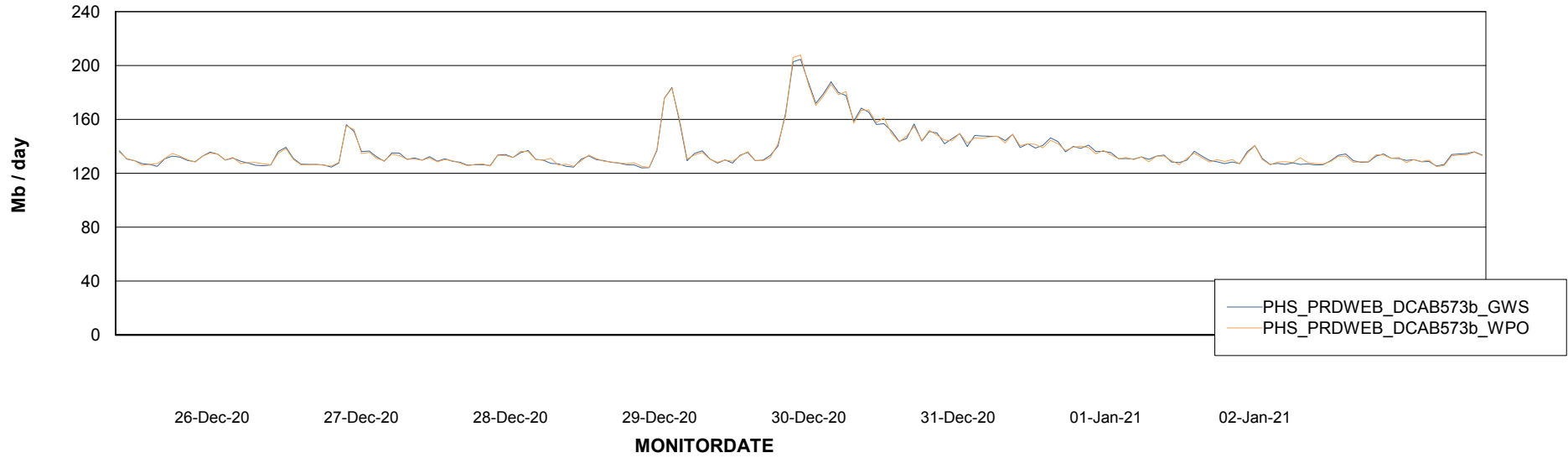
# Weekly SLA Customer Report

Customer PHS\_Production  
Database ID 47



## ABSSolute Web Component Services

### Avg memory used per ABS Web component



# Weekly SLA Customer Report

Customer PHS\_Production  
Database ID 47



## Disaster per ABS component

