

# Weekly SLA Customer Report

Customer CLO Production  
Database ID 38



## Harddisk Usage CLO\_PRD\_CLOBI

	Free disk space on c: (%)	Total disk space on c: (Gb)	Free disk space on d: (%)	Total disk space on d: (Gb)	Free disk space on e: (%)	Total disk space on e: (Gb)
02-Jan-21	45	279	8	447	74	447
01-Jan-21	45	279	8	447	76	447
31-Dec-20	44	279	8	447	76	447
30-Dec-20	44	279	8	447	76	447
29-Dec-20	43	279	8	447	76	447
28-Dec-20	43	279	8	447	76	447
27-Dec-20	42	279	8	447	76	447

## Harddisk Usage CLO\_PRD\_ORA\_01

	Free disk space on c: (%)	Total disk space on c: (Gb)	Free disk space on d: (%)	Total disk space on d: (Gb)	Free disk space on f: (%)	Total disk space on f: (Gb)
02-Jan-21	32	279	25	447	62	447
01-Jan-21	32	279	25	447	63	447
31-Dec-20	32	279	25	447	62	447
30-Dec-20	32	279	25	447	63	447
29-Dec-20	32	279	25	447	63	447
28-Dec-20	32	279	25	447	63	447
27-Dec-20	32	279	25	447	62	447

# Weekly SLA Customer Report

Customer CLO Production  
Database ID 38



Harddisk Usage CLO\_PRD\_ORA\_02

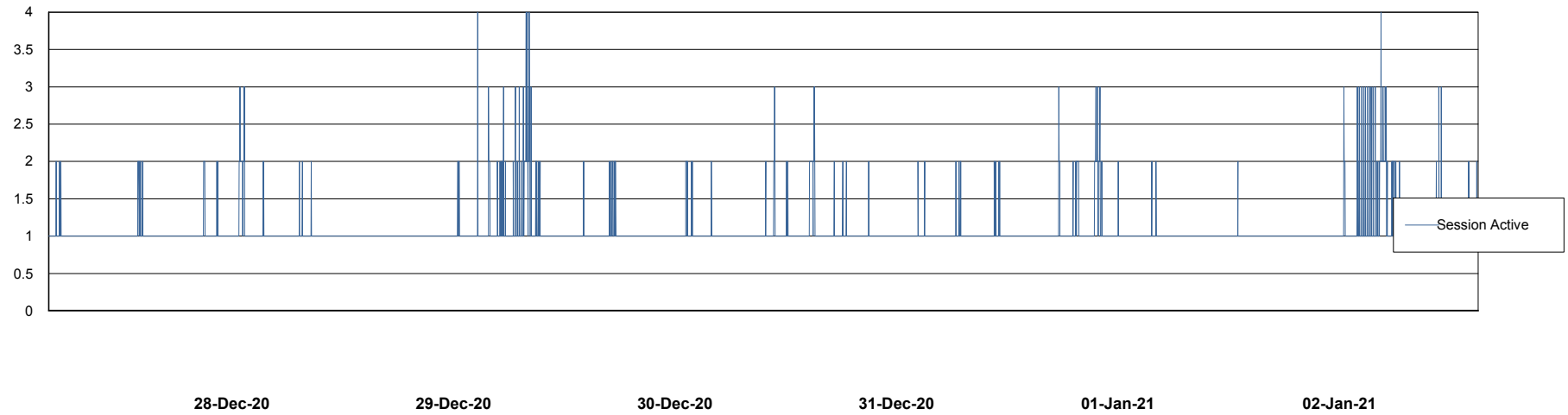
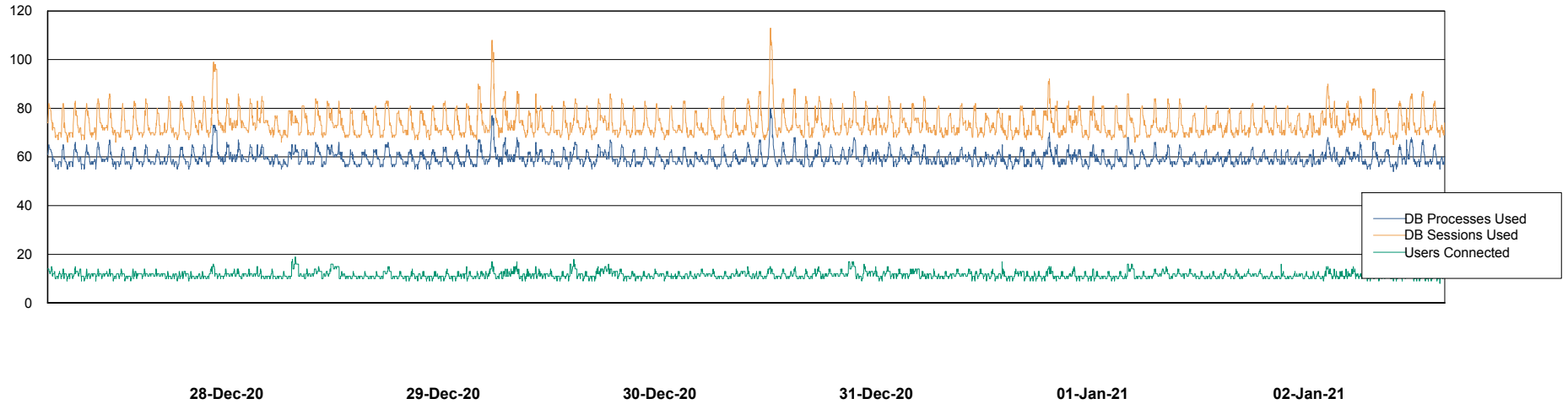
	Free disk space on c: (%)	Total disk space on c: (Gb)	Free disk space on d: (%)	Total disk space on d: (Gb)	Free disk space on f: (%)	Total disk space on f: (Gb)
02-Jan-21	70	279	31	447	36	447
01-Jan-21	70	279	31	447	35	447
31-Dec-20	70	279	31	447	34	447
30-Dec-20	70	279	31	447	35	447
29-Dec-20	70	279	31	447	35	447
28-Dec-20	70	279	31	447	35	447
27-Dec-20	70	279	31	447	34	447

# Weekly SLA Customer Report

Customer CLO Production  
Database ID 38



## Database Performance CLODB\_PRD\_BI

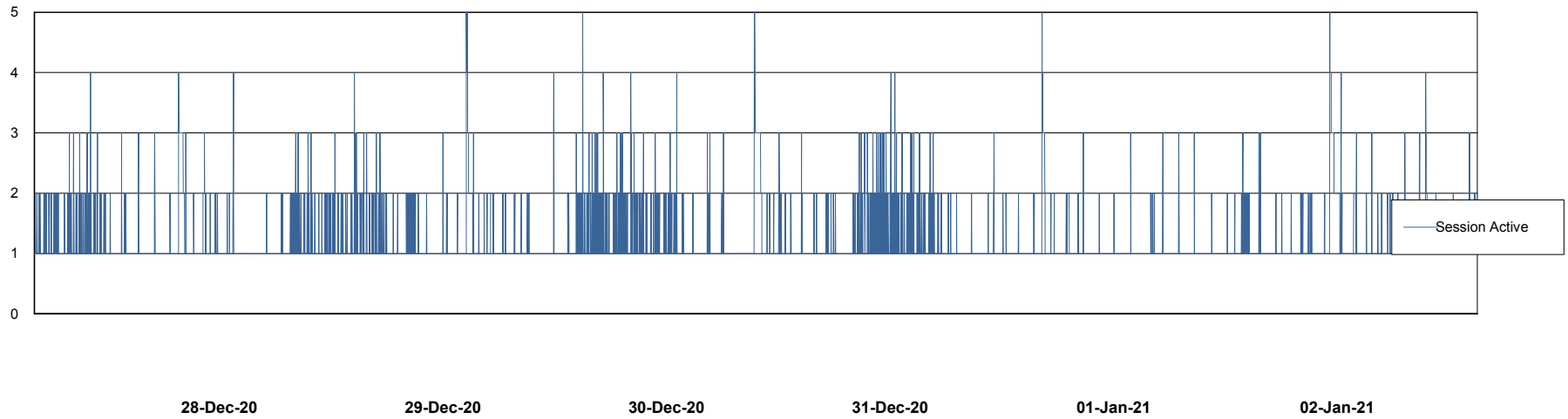
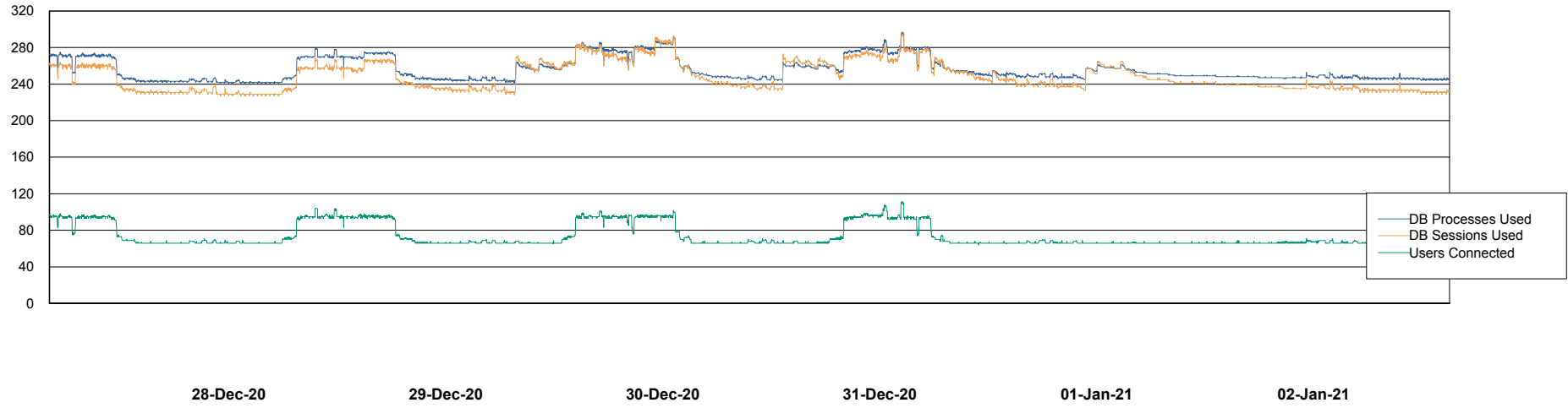


# Weekly SLA Customer Report

Customer CLO Production  
Database ID 38



## Database Performance CLODB\_PRD\_Production

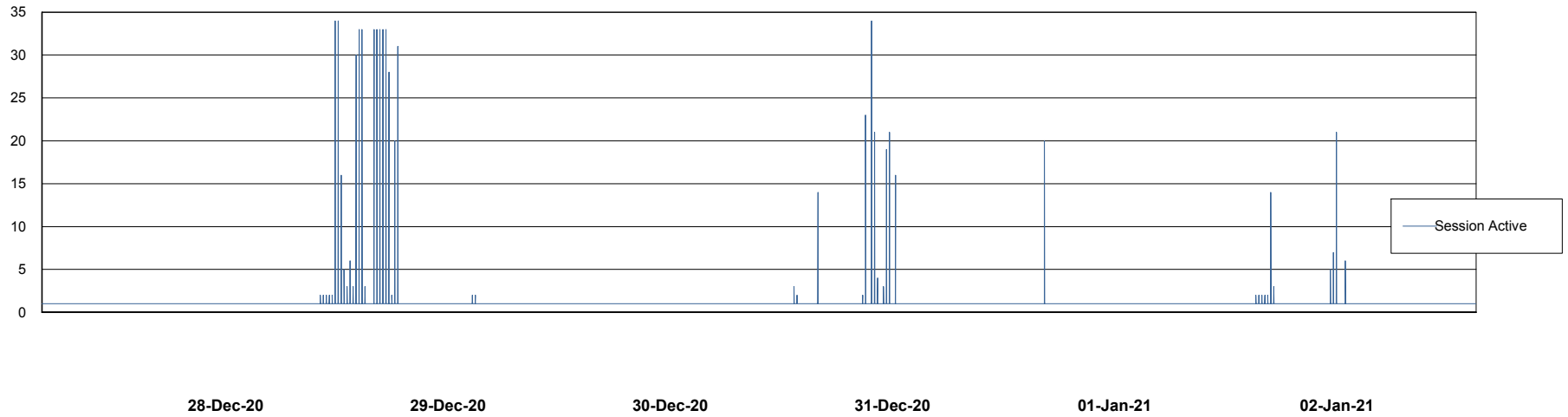
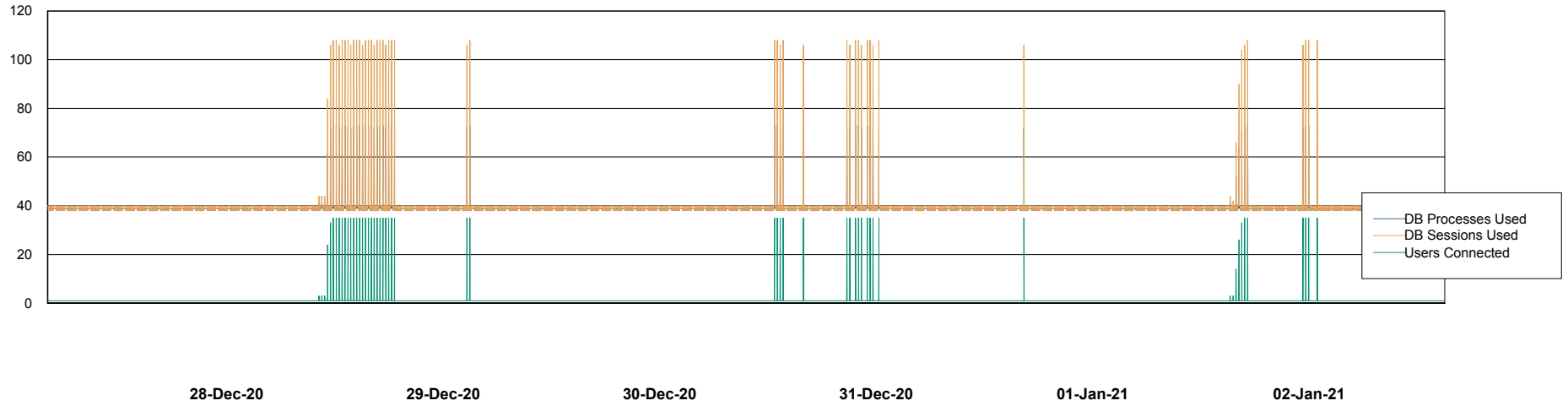


# Weekly SLA Customer Report

Customer CLO Production  
Database ID 38



## Database Performance CLODB\_PRD\_Standby

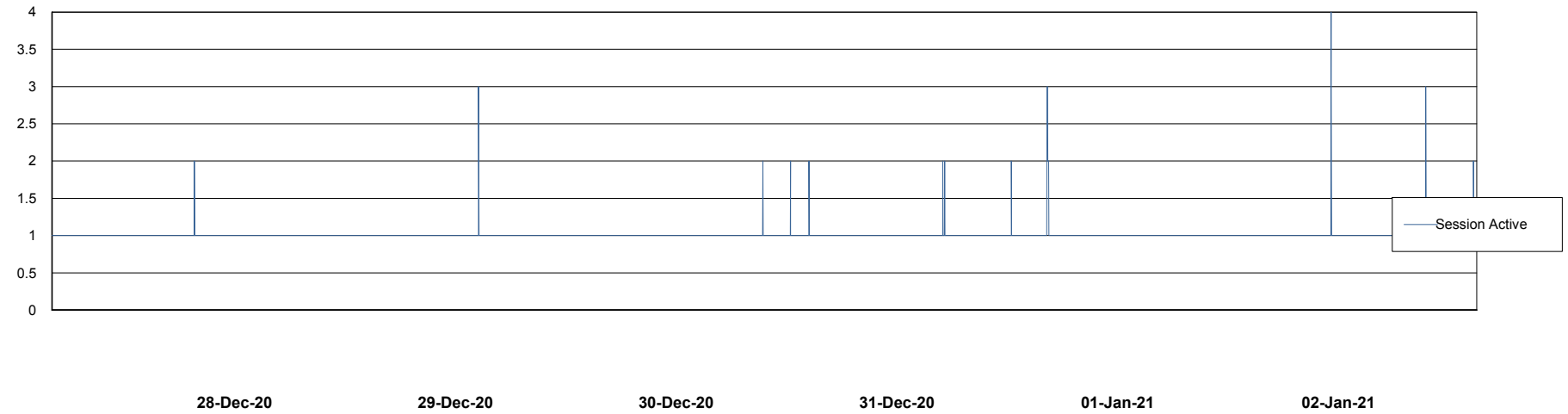
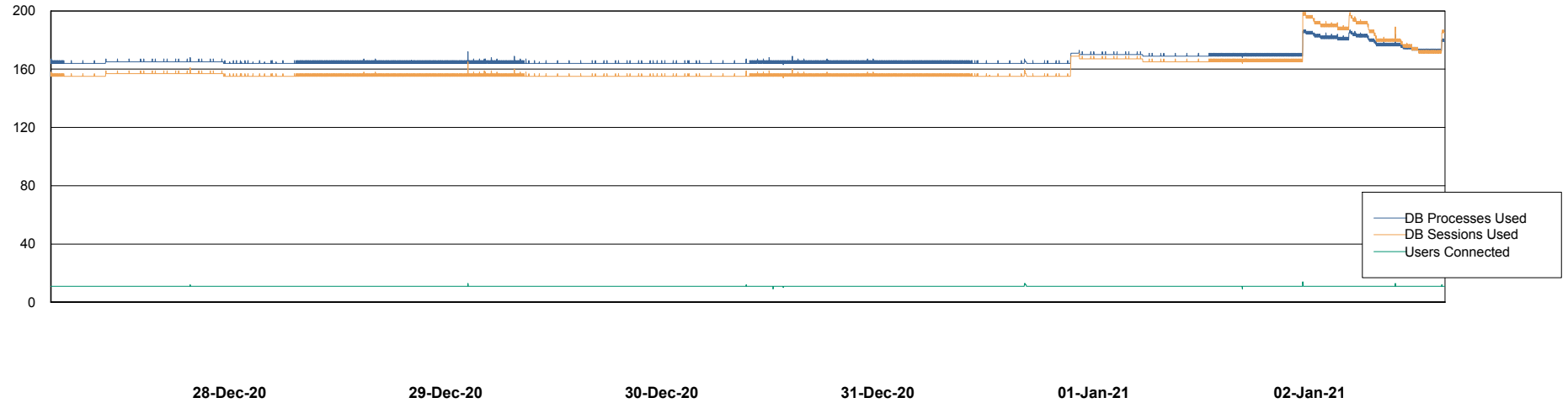


# Weekly SLA Customer Report

Customer CLO Production  
Database ID 38



## Database Performance CLODB\_PRD\_Test



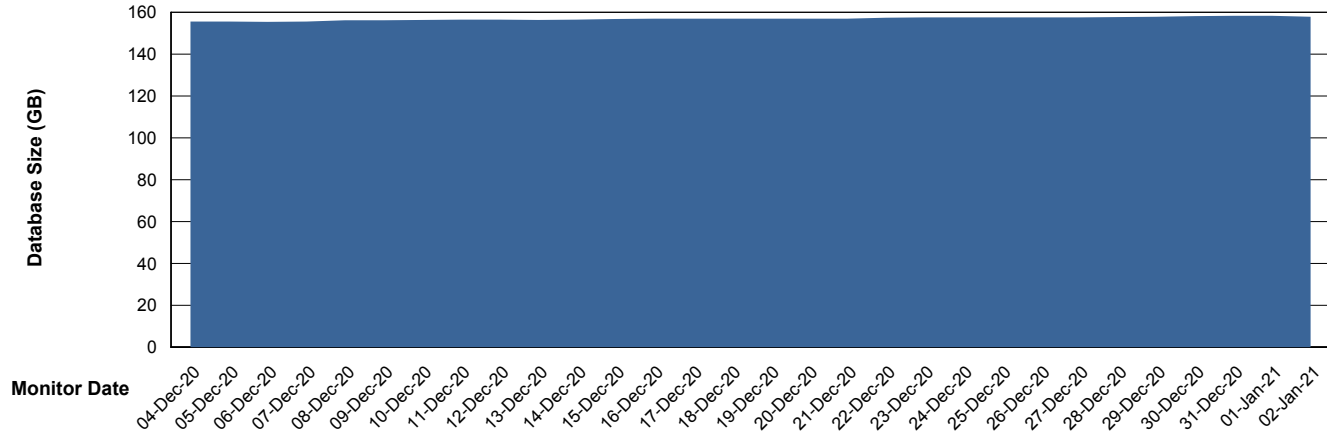
# Weekly SLA Customer Report

Customer CLO Production  
Database ID 38



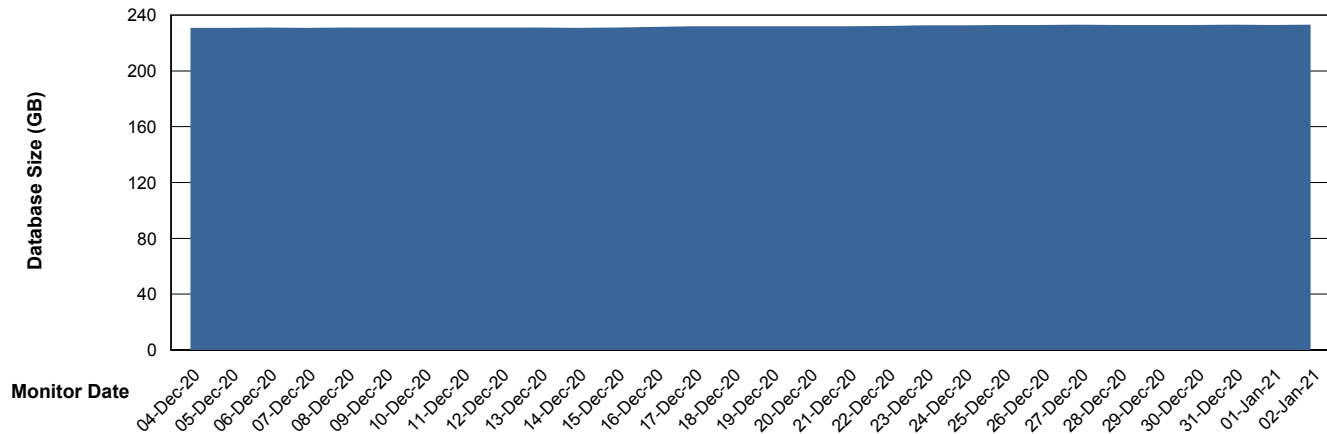
DATABASE SIZE CLODB\_PRD\_BI

### Database growth over last month



DATABASE SIZE CLODB\_PRD\_Production

### Database growth over last month



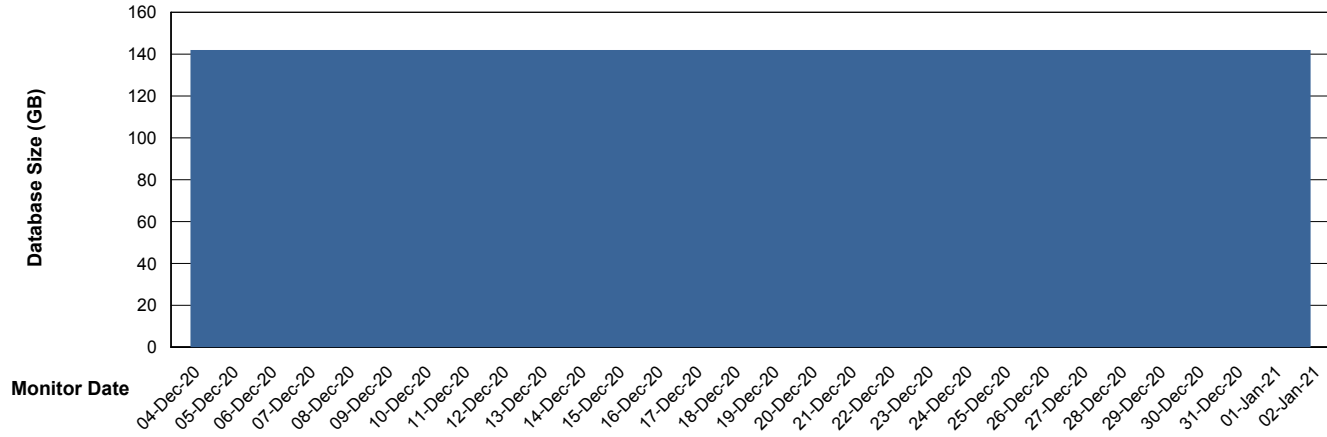
# Weekly SLA Customer Report

Customer CLO Production  
Database ID 38



DATABASE SIZE CLODB\_PRD\_Test

### Database growth over last month



# Weekly SLA Customer Report

Customer CLO Production  
Database ID 38



Database Tablespace CLODB\_PRD\_BI

Date	Tablespace Name	Filesize (Gb)	Usedsize (Gb)	Percentage free
02-Jan-21	ABSDATA	332	76	77
	INDX	92	79	14
01-Jan-21	ABSDATA	332	77	77
	INDX	92	78	15
31-Dec-20	ABSDATA	332	77	77
	INDX	92	78	15
30-Dec-20	ABSDATA	332	77	77
	INDX	92	78	15
29-Dec-20	ABSDATA	332	76	77
	INDX	92	78	15
28-Dec-20	ABSDATA	332	76	77
	INDX	92	78	15
27-Dec-20	ABSDATA	332	76	77
	INDX	92	78	15

# Weekly SLA Customer Report

Customer CLO Production  
Database ID 38



Database Tablespace		CLODB_PRD_Production		
Date	Tablespace Name	Filesize (Gb)	Usedsize (Gb)	Percentage free
02-Jan-21	ABSDATA	102	71	30
	INDX	155	139	10
01-Jan-21	ABSDATA	102	71	30
	INDX	155	139	10
31-Dec-20	ABSDATA	102	71	30
	INDX	155	139	10
30-Dec-20	ABSDATA	102	71	30
	INDX	155	139	10
29-Dec-20	ABSDATA	102	71	30
	INDX	155	139	10
28-Dec-20	ABSDATA	102	71	30
	INDX	155	139	10
27-Dec-20	ABSDATA	102	71	30
	INDX	155	138	11

# Weekly SLA Customer Report

Customer CLO Production  
 Database ID 38



Database Tablespace CLODB\_PRD\_Test

Date	Tablespace Name	Filesize (Gb)	Usedsize (Gb)	Percentage free
02-Jan-21	ABSDATA	88	48	45
	INDX	112	93	17
01-Jan-21	ABSDATA	88	48	45
	INDX	112	93	17
31-Dec-20	ABSDATA	88	48	45
	INDX	112	93	17
30-Dec-20	ABSDATA	88	48	45
	INDX	112	93	17
29-Dec-20	ABSDATA	88	48	45
	INDX	112	93	17
28-Dec-20	ABSDATA	88	48	45
	INDX	112	93	17
27-Dec-20	ABSDATA	88	48	45
	INDX	112	93	17

BI Status and last ETL error for CLODB\_PRD\_BI

	Sun 27/12/2020	Mon 28/12/2020	Tue 29/12/2020	Wed 30/12/2020	Thu 31/12/2020	Fri 1/1/2021	Sat 2/1/2021
<b>ABS DataWarehouse ETL Health</b>	OK	OK	OK	OK	OK	OK	OK
<b>ABS DWHStaging ETL Health</b>	OK	OK	OK	OK	OK	OK	OK

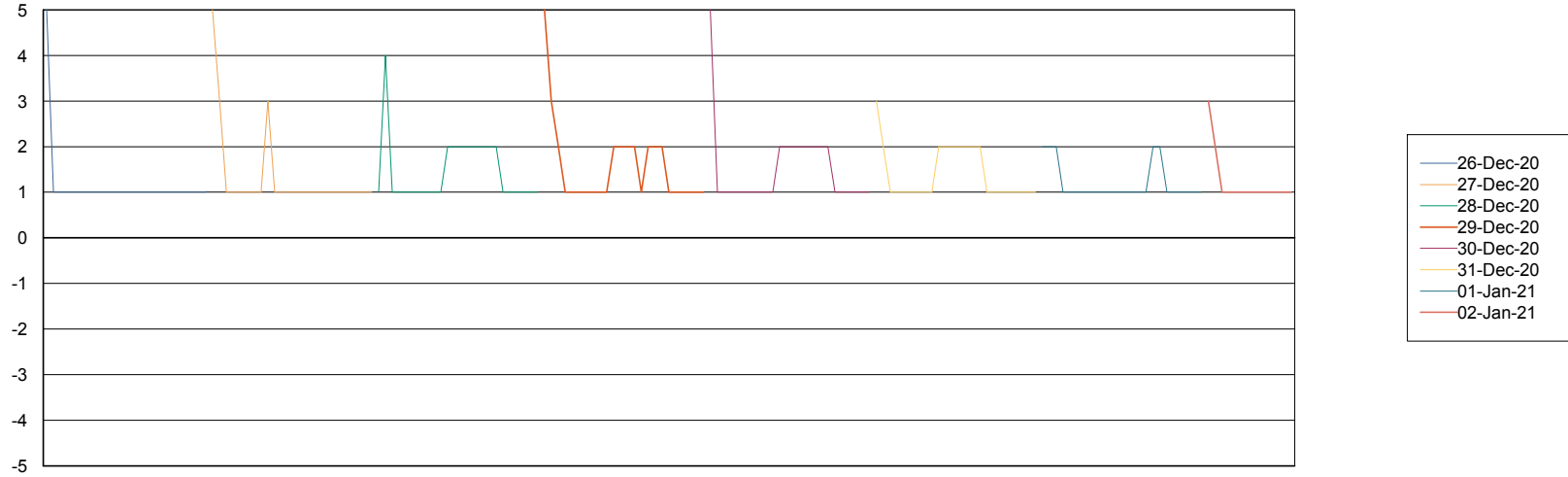
# Weekly SLA Customer Report

Customer CLO Production  
Database ID 38



Standby Database Health CLO Production

### Recovery lag for last 7 days



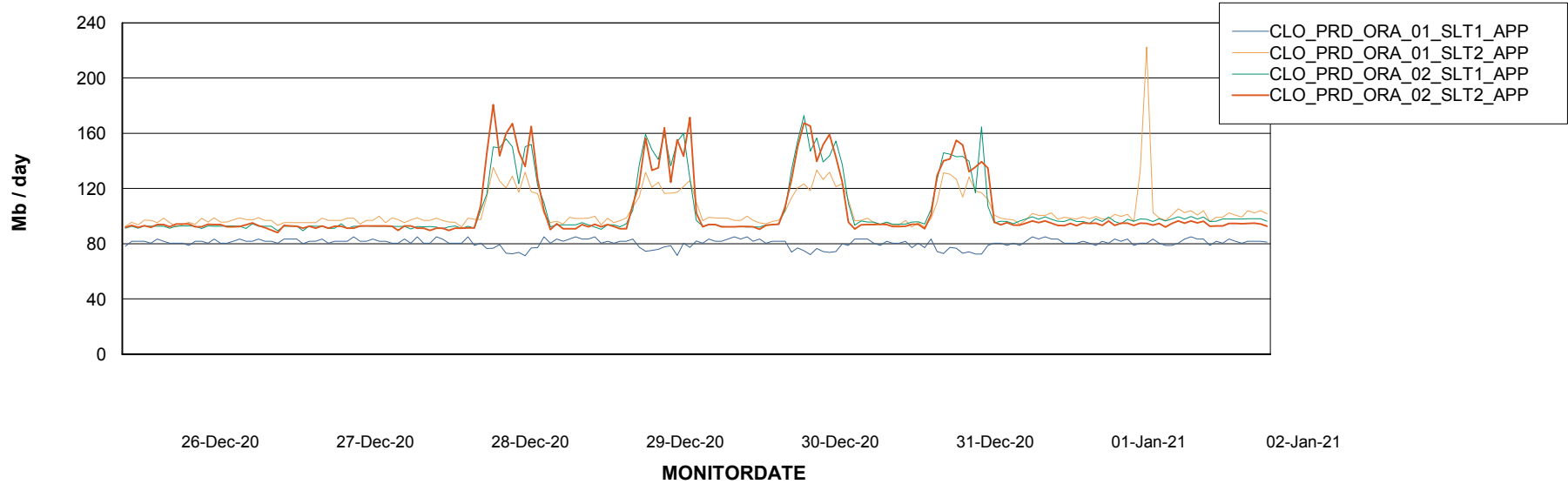
# Weekly SLA Customer Report

Customer CLO Production  
Database ID 38

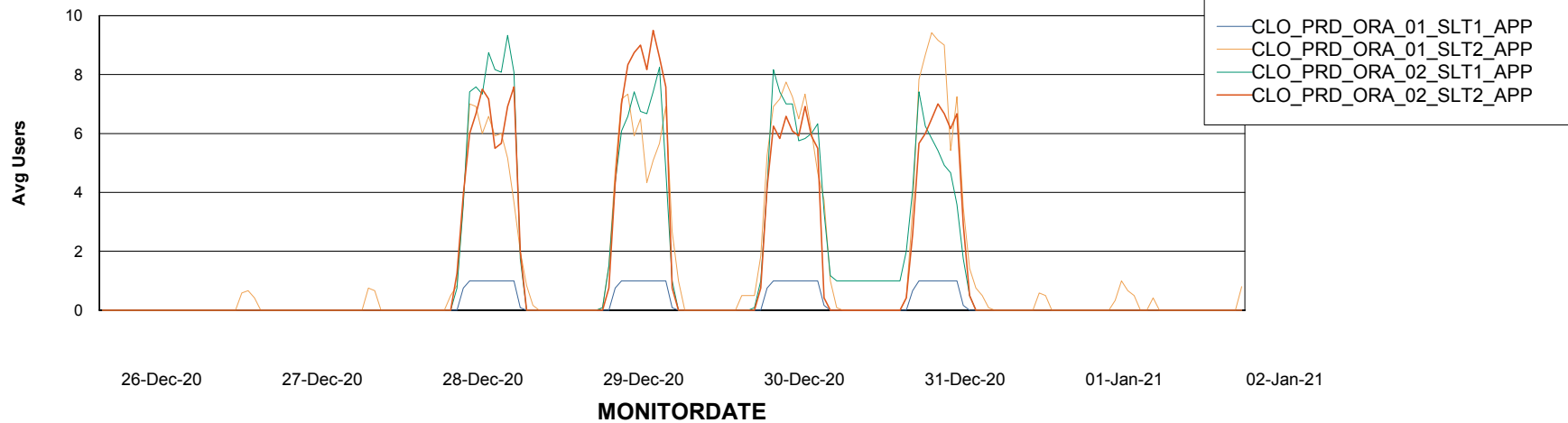


## ABSSolute Application Server Services

### Avg memory used per ABS Server Service



### Avg users per day per ABS server



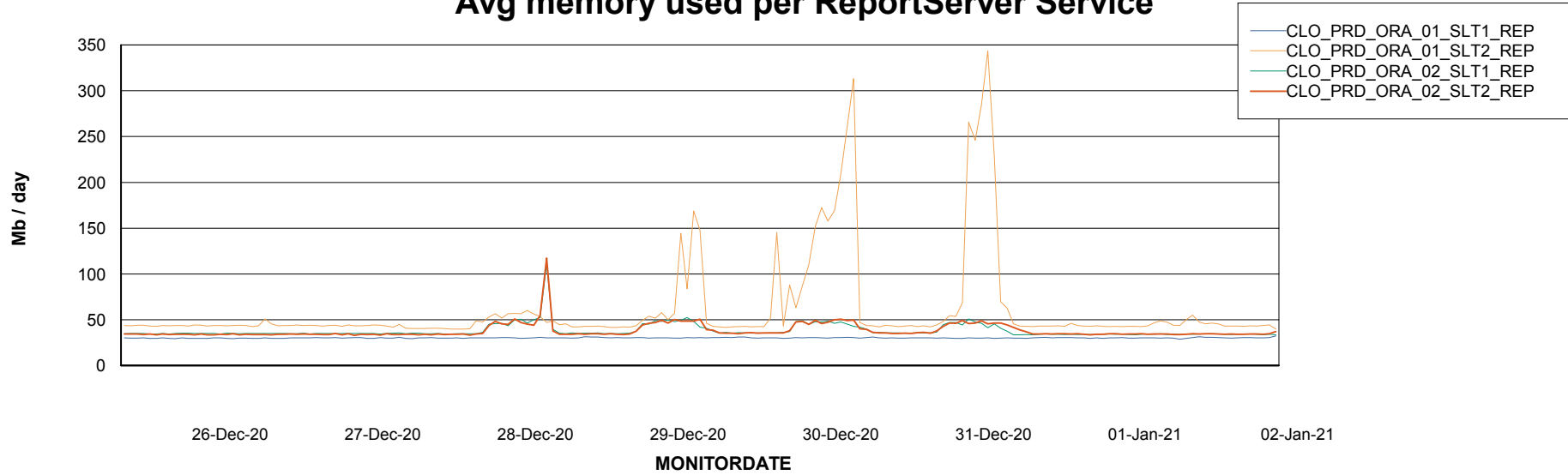
# Weekly SLA Customer Report

Customer CLO Production  
Database ID 38



## ABSSolute Application ReportServer Services

### Avg memory used per ReportServer Service



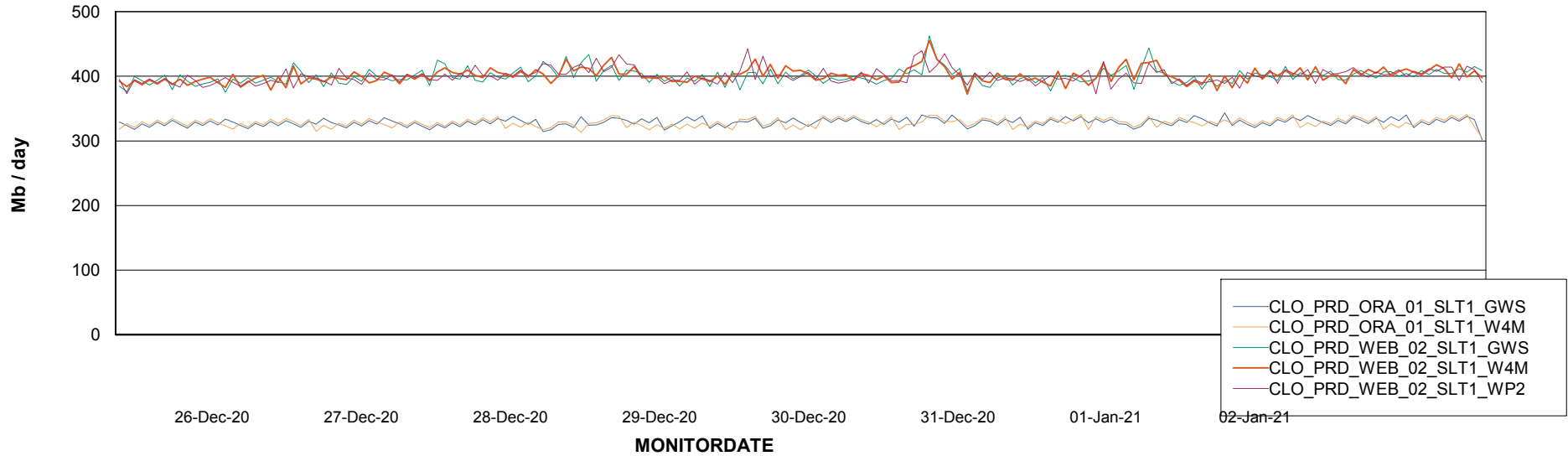
# Weekly SLA Customer Report

Customer CLO Production  
Database ID 38



## ABSolute Web Component Services

### Avg memory used per ABS Web component



# Weekly SLA Customer Report

Customer CLO Production  
Database ID 38



## Disaster per ABS component

