

Weekly SLA Customer Report

Customer WBL_Production
 Database ID 40



Harddisk Usage WBL_FutureLive_ABSWDB1

	Free disk space on C: (%)	Total disk space on C: (Gb)	Used disk space on C: (Gb)	Free disk space on D: (%)	Total disk space on D: (Gb)	Used disk space on D: (Gb)	Free disk space on E: (%)	Total disk space on E: (Gb)	Used disk space on E: (Gb)	Free disk space on F: (%)
26-Dec-20	68	120	39	75	200	51	91	200	17	70
25-Dec-20	68	120	39	75	200	51	91	200	17	70
24-Dec-20	68	120	39	75	200	51	91	200	17	70
23-Dec-20	68	120	39	75	200	51	91	200	17	71
22-Dec-20	68	120	39	74	200	51	91	200	18	71
21-Dec-20	68	120	38	75	200	49	91	200	17	87
20-Dec-20	68	120	38	76	200	49	91	200	17	94

Harddisk Usage WBL_FutureLive_ABSWDB2

	Free disk space on C: (%)	Total disk space on C: (Gb)	Used disk space on C: (Gb)	Free disk space on D: (%)	Total disk space on D: (Gb)	Used disk space on D: (Gb)	Free disk space on E: (%)	Total disk space on E: (Gb)	Used disk space on E: (Gb)	Free disk space on F: (%)
26-Dec-20	72	120	33	86	200	28	87	200	26	85
25-Dec-20	72	120	33	86	200	28	87	200	26	85
24-Dec-20	72	120	33	86	200	28	87	200	26	85
23-Dec-20	72	120	33	86	200	28	87	200	26	85
22-Dec-20	72	120	33	86	200	28	87	200	26	85
21-Dec-20	72	120	33	87	200	26	87	200	26	93
20-Dec-20	72	120	33	87	200	26	87	200	26	96

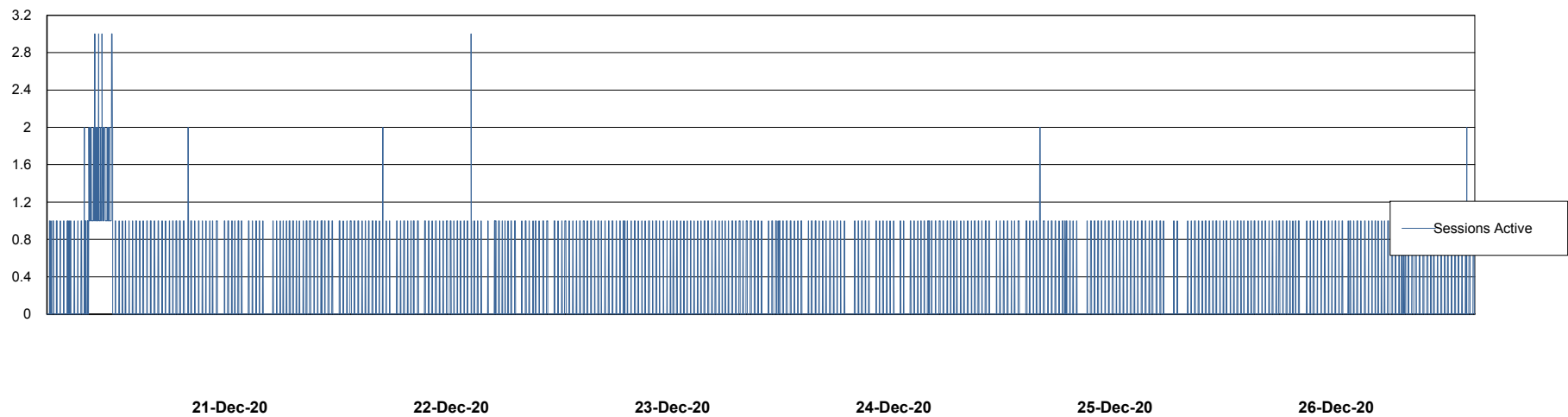
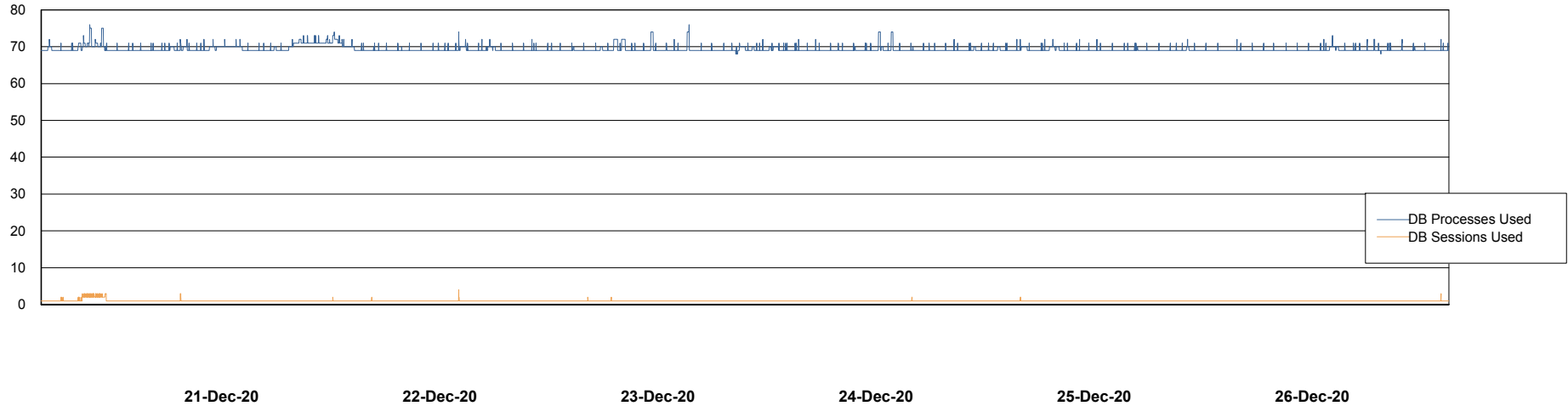
Weekly SLA Customer Report

Customer WBL_Production
Database ID 40



Database Performance WBLDB_Production

DB Processes Max 500
DB Sessions Max 772



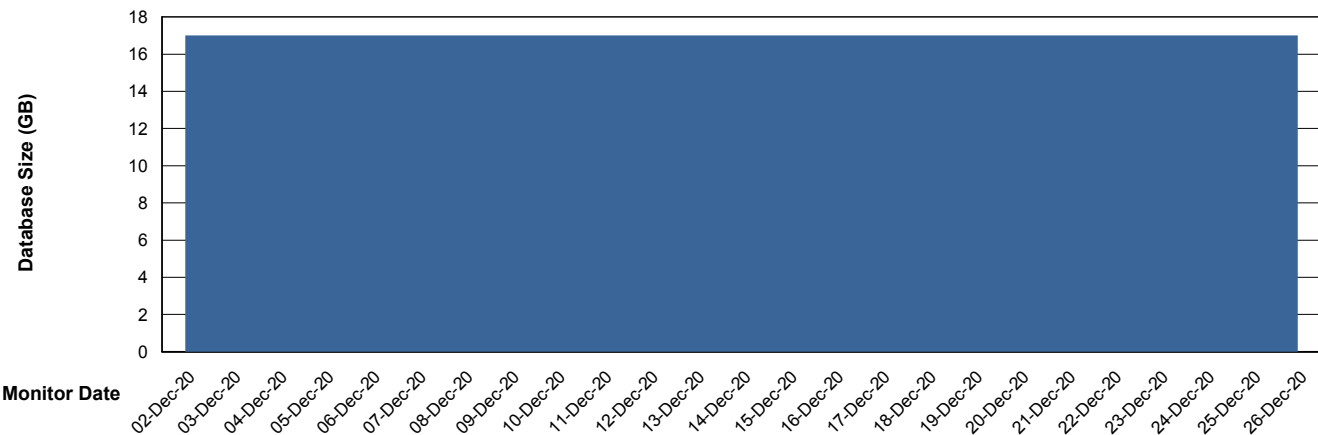
Weekly SLA Customer Report

Customer WBL_Production
 Database ID 40



DATABASE SIZE WBLDB_Production

Database growth over last month



Database Tablespace WBLDB_Production

Date	Tablespace Name	Filesize (Gb)	Usedsize (Gb)	Percentage free
26-Dec-20	ABSDATA	9	7	25
	INDX	12	9	23
25-Dec-20	ABSDATA	9	7	25
	INDX	12	9	23
24-Dec-20	ABSDATA	9	7	25
	INDX	12	9	23
23-Dec-20	ABSDATA	9	7	25
	INDX	12	9	23
22-Dec-20	ABSDATA	9	7	25
	INDX	12	9	23
21-Dec-20	ABSDATA	9	7	25
	INDX	12	9	23
20-Dec-20	ABSDATA	9	7	27
	INDX	12	9	24