

Weekly SLA Customer Report

Customer WBL_Production
Database ID 40



Harddisk Usage WBL_FutureLive_ABSWDB1

	Free disk space on C: (%)	Total disk space on C: (Gb)	Used disk space on C: (Gb)	Free disk space on D: (%)	Total disk space on D: (Gb)	Used disk space on D: (Gb)	Free disk space on E: (%)	Total disk space on E: (Gb)	Used disk space on E: (Gb)	Free disk space on F: (%)
12-Dec-20	68	120	38	76	200	49	91	200	17	92
11-Dec-20	68	120	39	76	200	49	91	200	17	92
10-Dec-20	68	120	39	76	200	49	91	200	17	93
09-Dec-20	68	120	38	76	200	49	91	200	17	93
08-Dec-20	68	120	38	76	200	49	91	200	17	93
07-Dec-20	68	120	38	76	200	49	91	200	17	94
06-Dec-20	68	120	38	76	200	49	91	200	17	94

Harddisk Usage WBL_FutureLive_ABSWDB2

	Free disk space on C: (%)	Total disk space on C: (Gb)	Used disk space on C: (Gb)	Free disk space on D: (%)	Total disk space on D: (Gb)	Used disk space on D: (Gb)	Free disk space on E: (%)	Total disk space on E: (Gb)	Used disk space on E: (Gb)	Free disk space on F: (%)
12-Dec-20	72	120	33	87	200	26	87	200	26	96
11-Dec-20	72	120	33	87	200	26	87	200	26	96
10-Dec-20	72	120	33	87	200	26	87	200	26	96
09-Dec-20	72	120	33	87	200	26	87	200	26	96
08-Dec-20	73	120	33	87	200	26	87	200	26	96
07-Dec-20	73	120	33	87	200	26	87	200	26	96
06-Dec-20	73	120	33	87	200	26	87	200	26	96

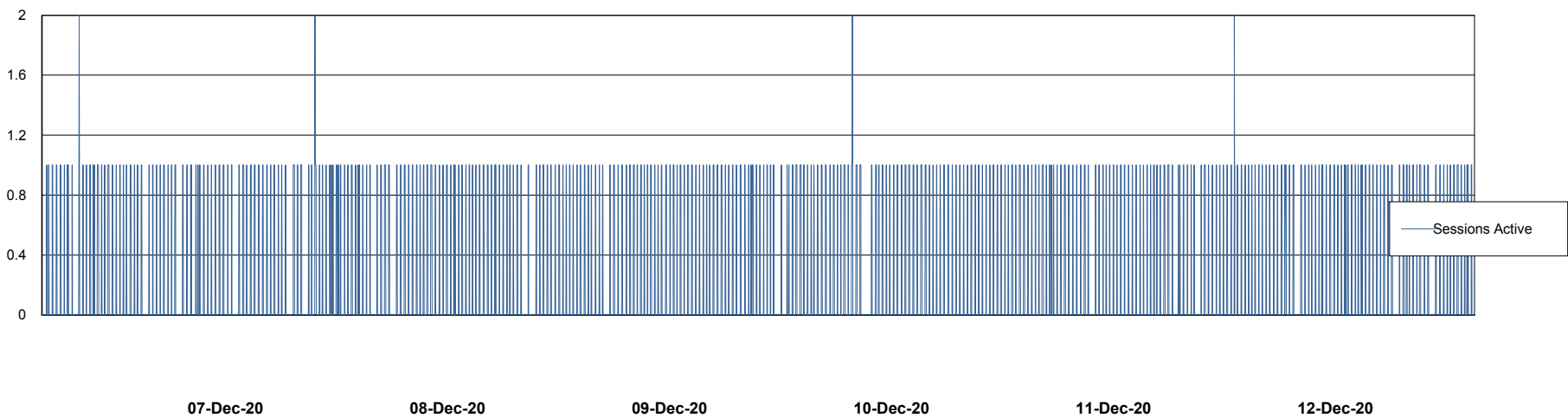
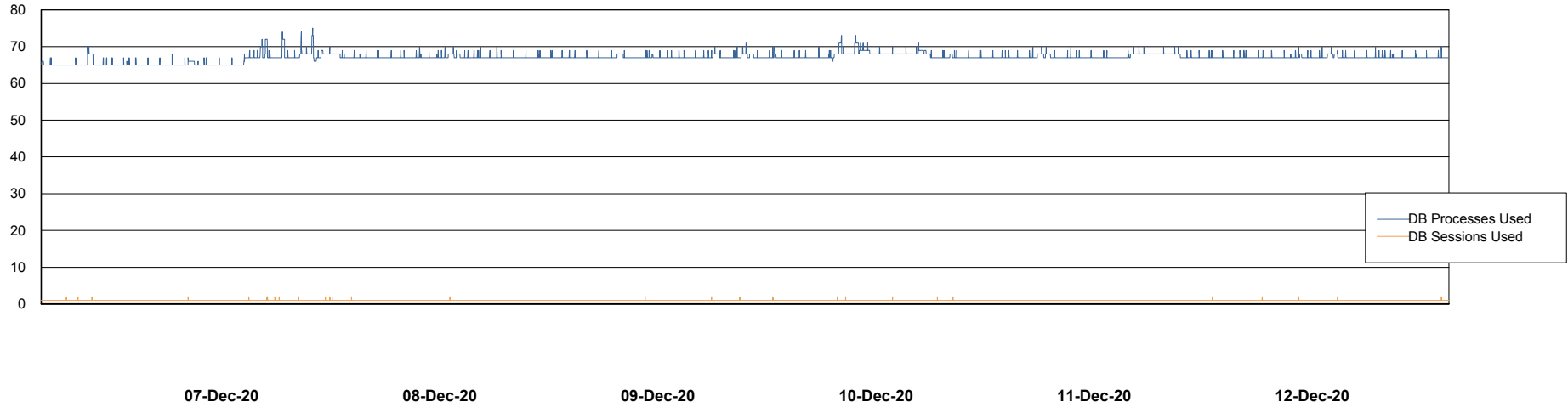
Weekly SLA Customer Report

Customer WBL_Production
Database ID 40



Database Performance WBLDB_Production

DB Processes Max 500
DB Sessions Max 772



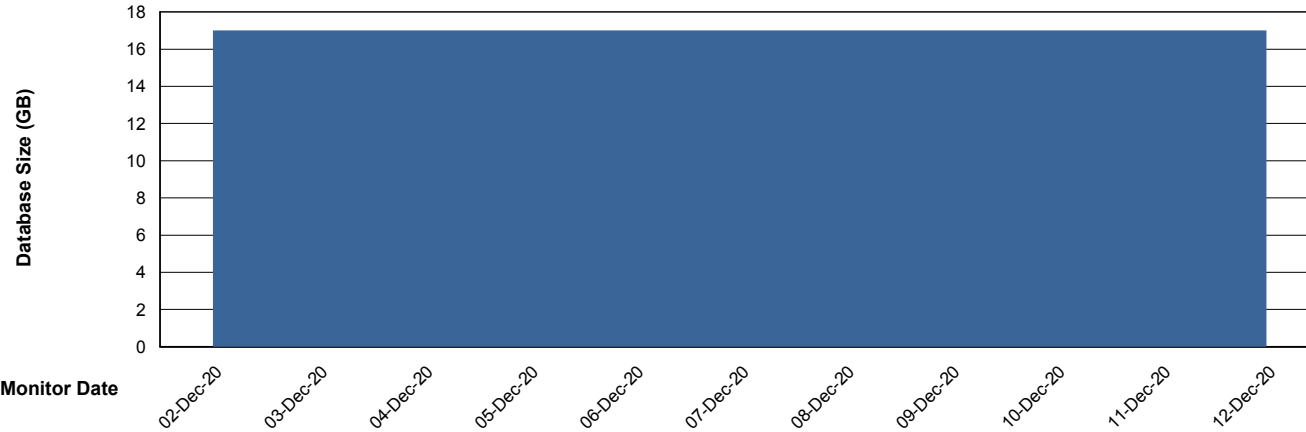
Weekly SLA Customer Report

Customer WBL_Production
 Database ID 40



DATABASE SIZE WBLDB_Production

Database growth over last month



Database Tablespace WBLDB_Production

Date	Tablespace Name	Filesize (Gb)	Usedsize (Gb)	Percentage free
12-Dec-20	ABSDATA	9	7	27
	INDX	12	9	24
11-Dec-20	ABSDATA	9	7	27
	INDX	12	9	24
10-Dec-20	ABSDATA	9	7	27
	INDX	12	9	24
09-Dec-20	ABSDATA	9	7	27
	INDX	12	9	24
08-Dec-20	ABSDATA	9	7	27
	INDX	12	9	24
07-Dec-20	ABSDATA	9	7	27
	INDX	12	9	24
06-Dec-20	ABSDATA	9	7	27
	INDX	12	9	24