

Weekly SLA Customer Report

Customer KLA_Production
Database ID 65



Harddisk Usage KLAHQORA03

	Free disk space on c: (%)	Total disk space on c: (Gb)	Free disk space on d: (%)	Total disk space on d: (Gb)
12-Dec-20	32	150	10	250
11-Dec-20	40	150	53	250
10-Dec-20	44	150	55	250
09-Dec-20	44	150	55	250
08-Dec-20	44	150	55	250
07-Dec-20	44	150	55	250
06-Dec-20	44	150	55	250

Harddisk Usage KLA_STB

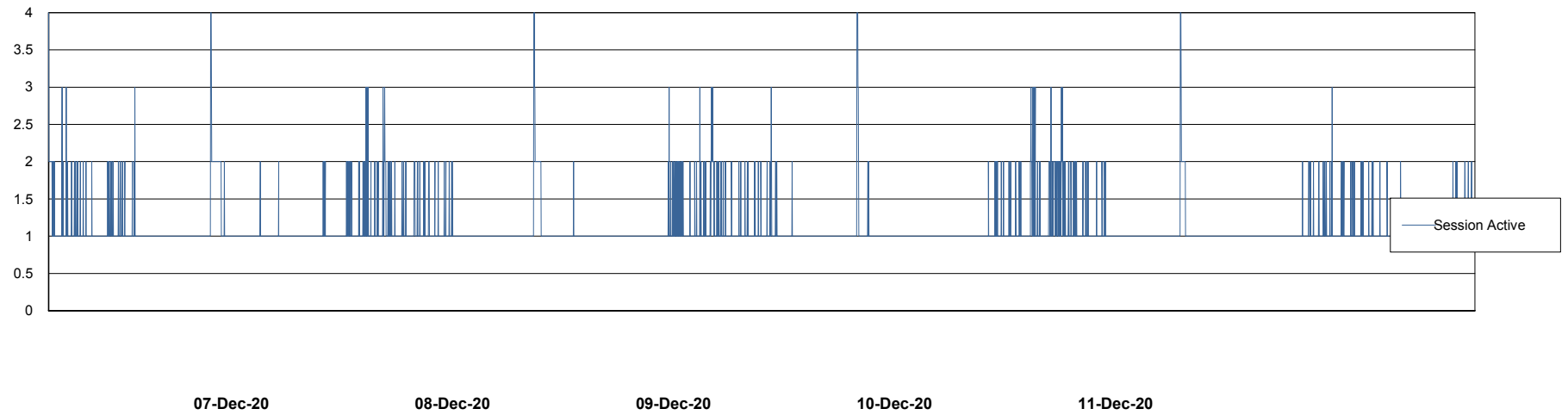
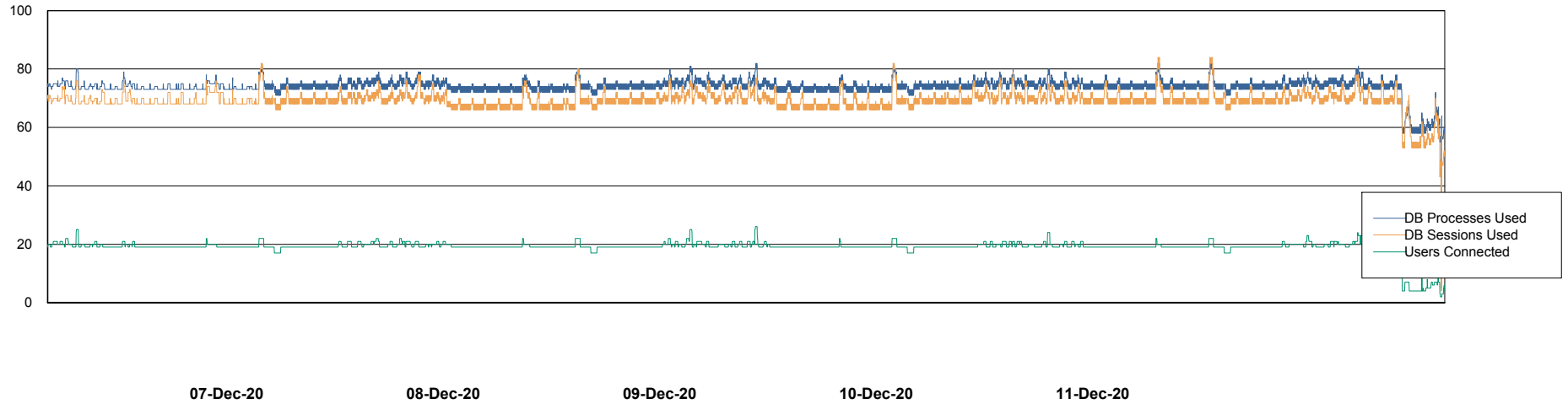
	Free disk space on c: (%)	Total disk space on c: (Gb)	Free disk space on d: (%)	Total disk space on d: (Gb)
12-Dec-20	49	250	19	200
11-Dec-20	51	250	20	200
10-Dec-20	11	250	20	200
09-Dec-20	12	250	20	200
08-Dec-20	13	250	20	200
07-Dec-20	15	250	20	200
06-Dec-20	15	250	20	200

Weekly SLA Customer Report

Customer KLA_Production
Database ID 65



Database Performance KLADB_Production

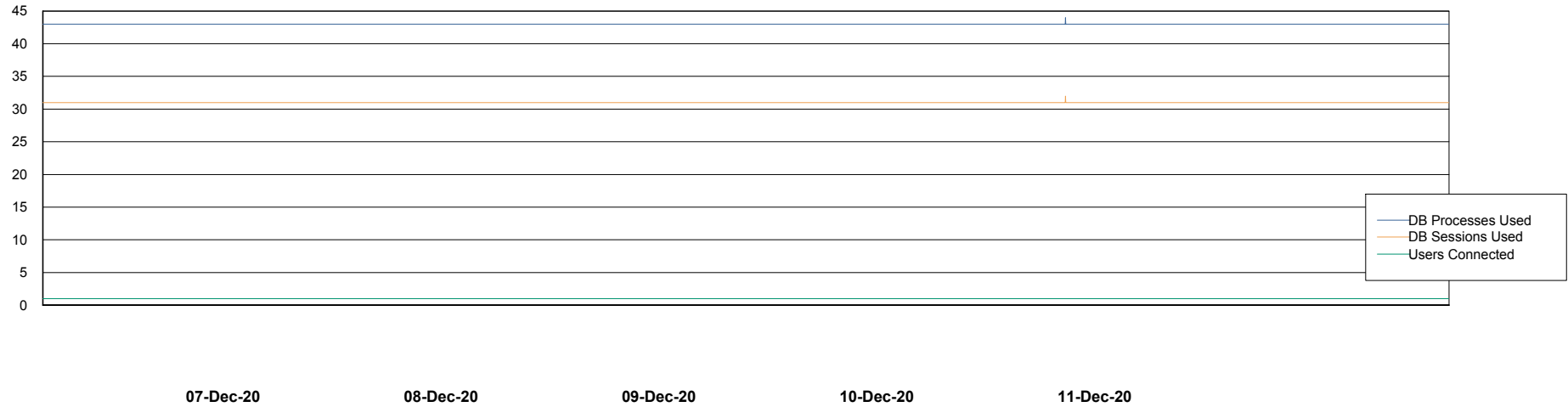


Weekly SLA Customer Report

Customer KLA_Production
Database ID 65



Database Performance KLADB_Standby



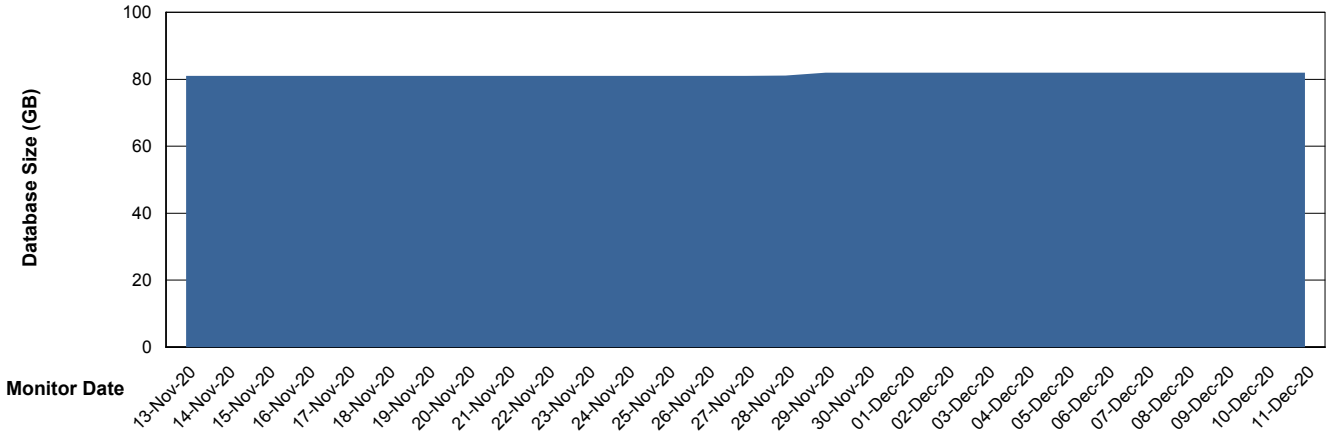
Weekly SLA Customer Report

Customer KLA_Production
 Database ID 65



DATABASE SIZE KLADB_Production

Database growth over last month



Database Tablespace KLADB_Production

Date	Tablespace Name	Filesize (Gb)	Usedsize (Gb)	Percentage free
11-Dec-20	ABSDATA	51	41	20
	INDX	45	37	18
10-Dec-20	ABSDATA	51	41	20
	INDX	45	37	18
09-Dec-20	ABSDATA	51	41	20
	INDX	45	37	18
08-Dec-20	ABSDATA	51	41	20
	INDX	45	37	18
07-Dec-20	ABSDATA	51	41	20
	INDX	45	37	18
06-Dec-20	ABSDATA	51	41	20
	INDX	45	37	18

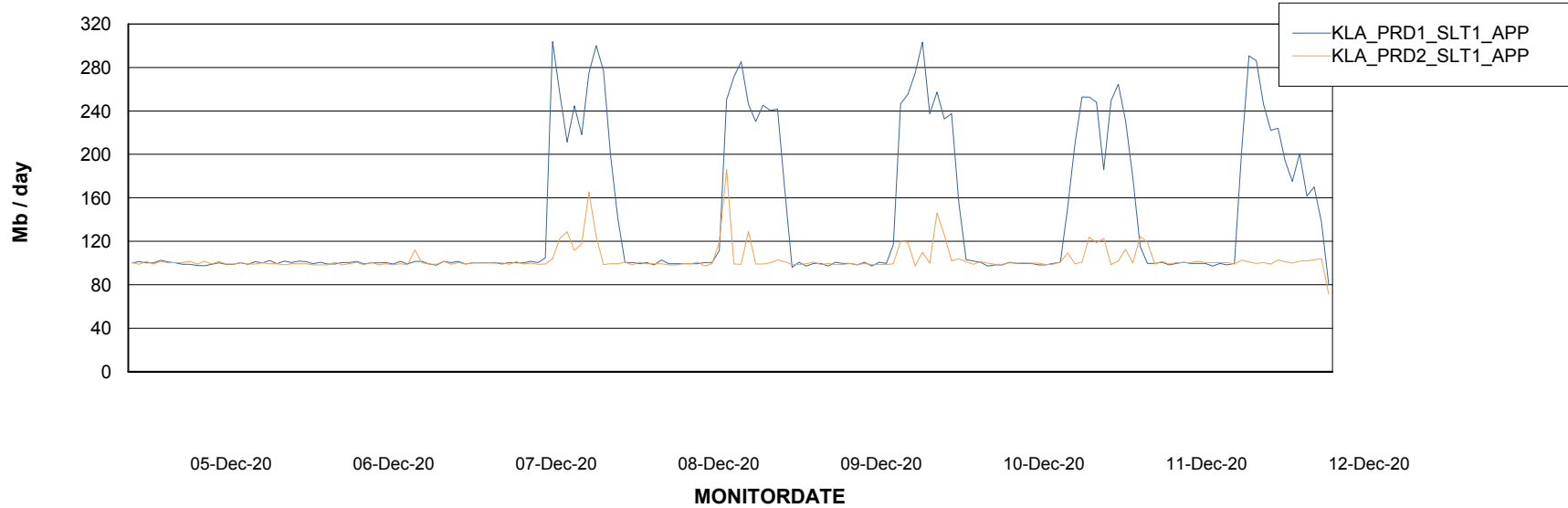
Weekly SLA Customer Report

Customer KLA_Production
Database ID 65

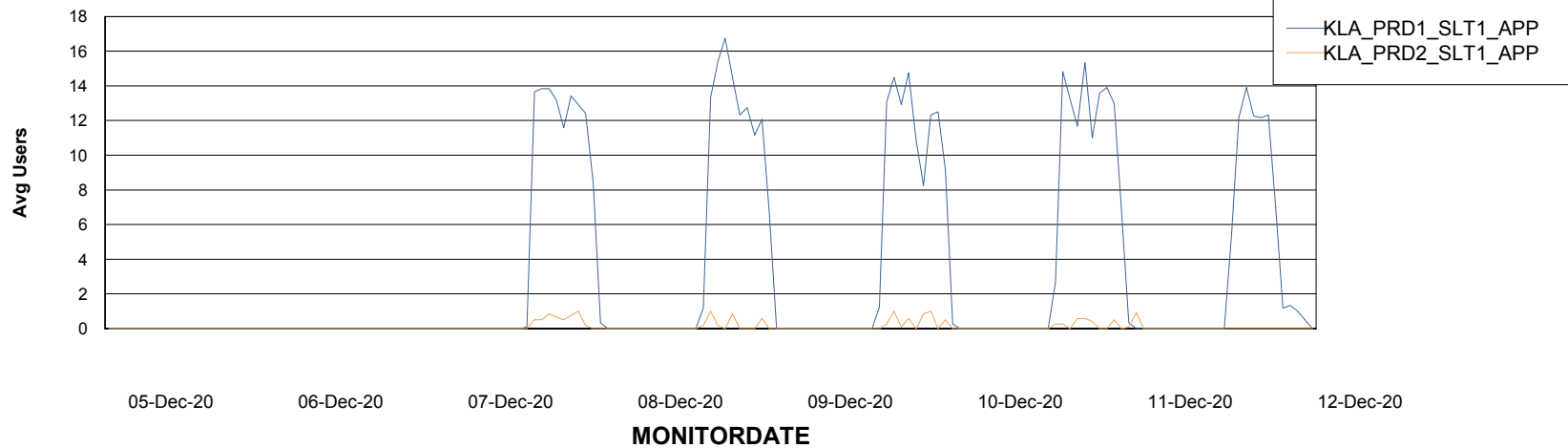


ABSSolute Application Server Services

Avg memory used per ABS Server Service



Avg users per day per ABS server



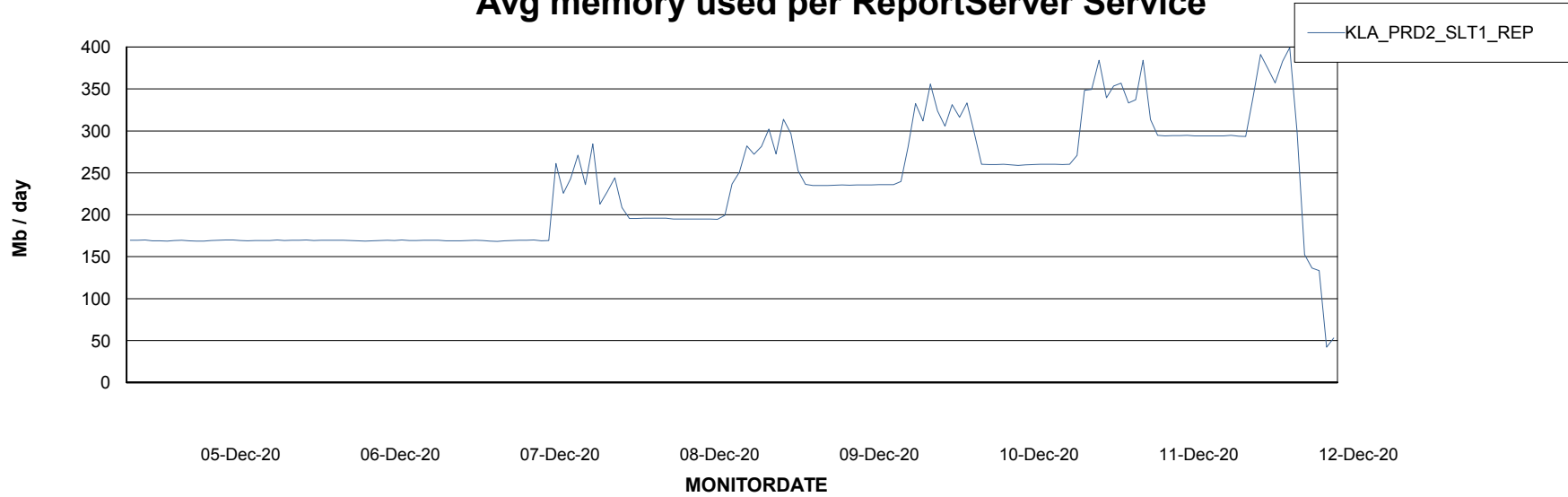
Weekly SLA Customer Report

Customer KLA_Production
Database ID 65



ABSSolute Application ReportServer Services

Avg memory used per ReportServer Service



Disaster per ABS component

