

Weekly SLA Customer Report

Customer BNL_Production
Database ID 83



Harddisk Usage BNL_FUT_Oracle_bsnlp-vm-absd02

	Free disk space on c: (%)	Total disk space on c: (Gb)	Free disk space on d: (%)	Total disk space on d: (Gb)	Free disk space on e: (%)	Total disk space on e: (Gb)	Free disk space on f: (%)	Total disk space on f: (Gb)	Free disk space on g: (%)	Total disk space on g: (Gb)
12-Dec-20	43	127	71	1,512	94	500	80	1,024	83	1,024
11-Dec-20	43	127	71	1,512	94	500	80	1,024	83	1,024
10-Dec-20	42	127	71	1,512	94	500	80	1,024	83	1,024
09-Dec-20	39	127	71	1,512	94	500	80	1,024	83	1,024
08-Dec-20	39	127	71	1,512	94	500	80	1,024	83	1,024
07-Dec-20	38	127	71	1,512	94	500	80	1,024	83	1,024
06-Dec-20	38	127	71	1,512	94	500	80	1,024	83	1,024

Harddisk Usage BNL_FUT_Oracle_bsnlp-vm-absd03

	Free disk space on c: (%)	Total disk space on c: (Gb)	Free disk space on d: (%)	Total disk space on d: (Gb)	Free disk space on e: (%)	Total disk space on e: (Gb)	Free disk space on f: (%)	Total disk space on f: (Gb)	Free disk space on g: (%)	Total disk space on g: (Gb)
12-Dec-20	56	127	41	1,512	73	500	89	1,024	90	1,024
11-Dec-20	55	127	40	1,512	74	500	89	1,024	90	1,024
10-Dec-20	54	127	40	1,512	73	500	89	1,024	90	1,024
09-Dec-20	52	127	42	1,512	71	500	89	1,024	90	1,024
08-Dec-20	52	127	45	1,512	72	500	89	1,024	90	1,024
07-Dec-20	52	127	42	1,512	71	500	89	1,024	90	1,024
06-Dec-20	52	127	41	1,512	70	500	90	1,024	90	1,024

Weekly SLA Customer Report

Customer BNL_Production
Database ID 83



Harddisk Usage BNL_PRD_Oracle_vm-absd01

	Free disk space on c: (%)	Total disk space on c: (Gb)	Free disk space on d: (%)	Total disk space on d: (Gb)	Free disk space on e: (%)	Total disk space on e: (Gb)	Free disk space on f: (%)	Total disk space on f: (Gb)	Free disk space on g: (%)	Total disk space on g: (Gb)
12-Dec-20	60	127	31	1,013	74	506	33	506	71	506
11-Dec-20	60	127	30	1,013	76	506	33	506	71	506
10-Dec-20	60	127	28	1,013	75	506	33	506	71	506
09-Dec-20	60	127	35	1,013	75	506	33	506	71	506
08-Dec-20	60	127	37	1,013	72	506	33	506	71	506
07-Dec-20	60	127	40	1,013	75	506	33	506	71	506
06-Dec-20	60	127	32	1,013	75	506	33	506	71	506

Harddisk Usage BNL_PRD_vm-absa01

	Free disk space on c: (%)	Total disk space on c: (Gb)	Free disk space on d: (%)	Total disk space on d: (Gb)	Free disk space on e: (%)	Total disk space on e: (Gb)
12-Dec-20	68	127	88	127	92	64
11-Dec-20	69	127	88	127	92	64
10-Dec-20	68	127	88	127	92	64
09-Dec-20	68	127	88	127	92	64
08-Dec-20	69	127	88	127	92	64
07-Dec-20	69	127	88	127	92	64
06-Dec-20	69	127	88	127	92	64

Weekly SLA Customer Report

Customer BNL_Production
 Database ID 83



Harddisk Usage BNL_PRD_vm-absa02

	Free disk space on c: (%)	Total disk space on c: (Gb)	Free disk space on d: (%)	Total disk space on d: (Gb)	Free disk space on f: (%)	Total disk space on f: (Gb)
12-Dec-20	78	127	81	127	92	64
11-Dec-20	78	127	81	127	92	64
10-Dec-20	77	127	81	127	92	64
09-Dec-20	77	127	81	127	92	64
08-Dec-20	77	127	81	127	92	64
07-Dec-20	77	127	81	127	92	64
06-Dec-20	77	127	81	127	92	64

Harddisk Usage BNL_PRD_vm-absa03

	Free disk space on c: (%)	Total disk space on c: (Gb)	Free disk space on d: (%)	Total disk space on d: (Gb)	Free disk space on f: (%)	Total disk space on f: (Gb)
12-Dec-20	71	127	63	127	92	64
11-Dec-20	70	127	63	127	92	64
10-Dec-20	70	127	63	127	92	64
09-Dec-20	70	127	63	127	92	64
08-Dec-20	70	127	64	127	92	64
07-Dec-20	70	127	64	127	92	64
06-Dec-20	70	127	64	127	92	64

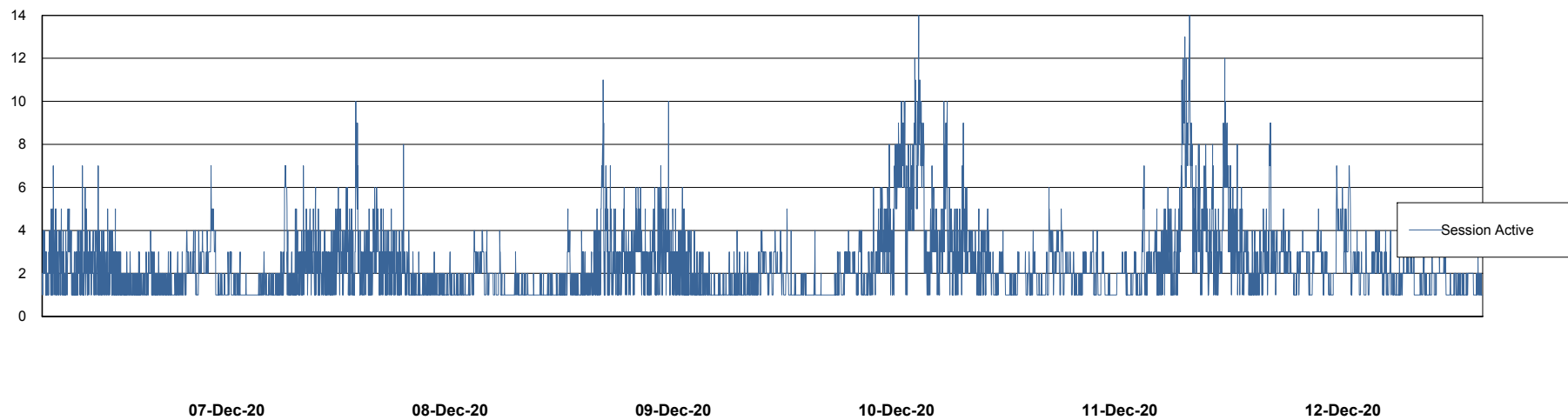
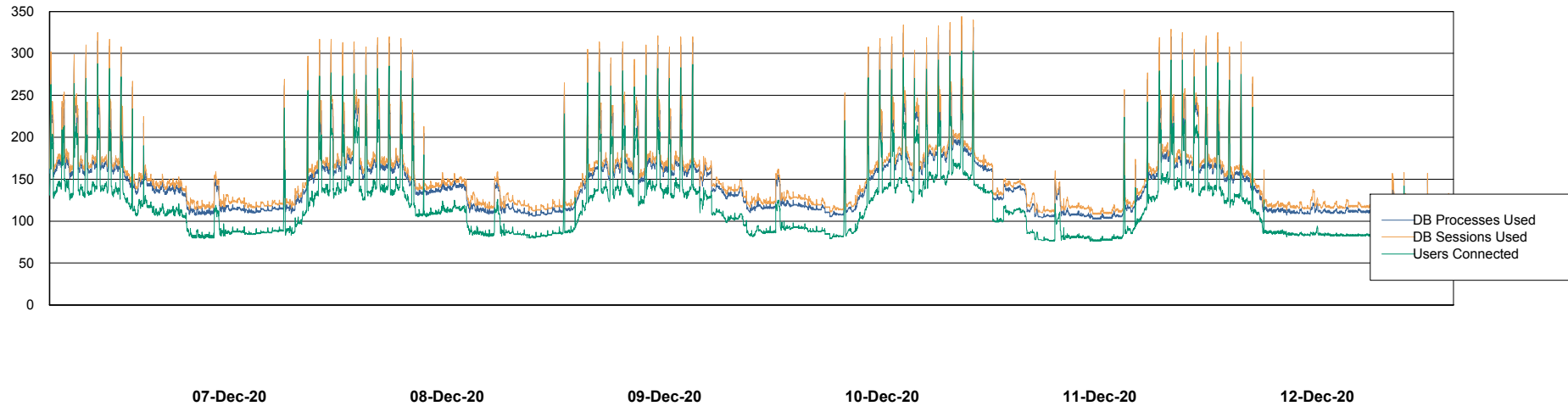
Weekly SLA Customer Report

Customer BNL_Production
Database ID 83



Database Performance BNLDB_Production

DB Processes Max 700
DB Sessions Max 1,072



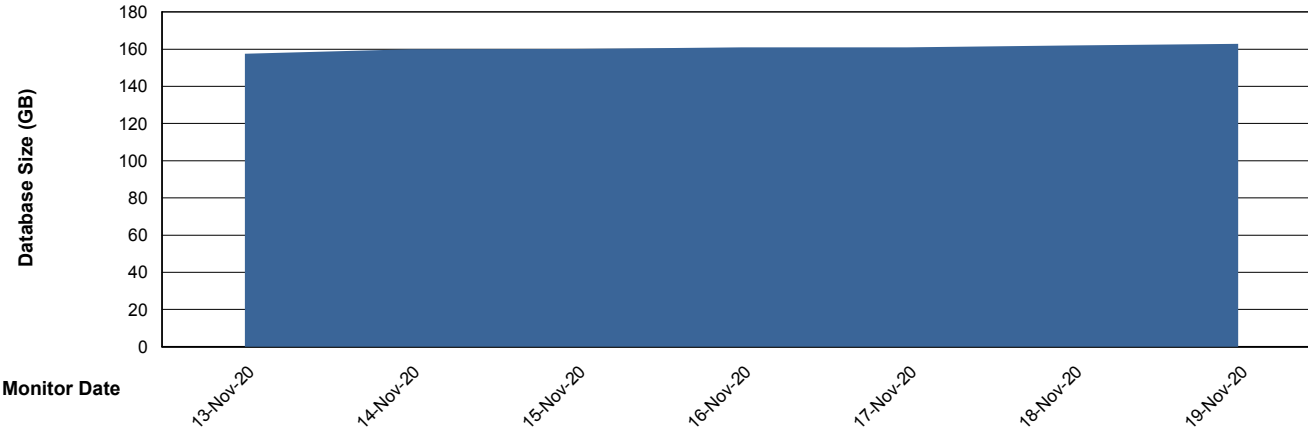
Weekly SLA Customer Report

Customer BNL_Production
Database ID 83



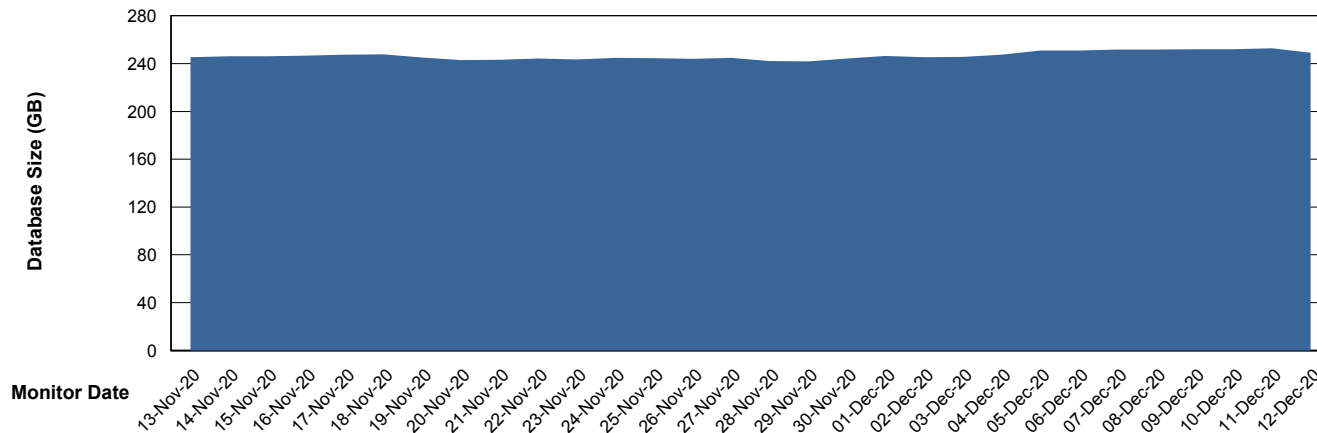
DATABASE SIZE BNLDB_FUT_FutureLive

Database growth over last month



DATABASE SIZE BNLDB_Production

Database growth over last month



Weekly SLA Customer Report

Customer BNL_Production
Database ID 83



Database Tablespace		BNLDB_Production		
Date	Tablespace Name	Filesize (Gb)	Usedsize (Gb)	Percentage free
12-Dec-20	ABSDATA	122	70	43
	INDX	340	148	56
11-Dec-20	ABSDATA	122	70	43
	INDX	340	148	56
10-Dec-20	ABSDATA	122	70	43
	INDX	340	148	56
09-Dec-20	ABSDATA	122	70	43
	INDX	340	148	56
08-Dec-20	ABSDATA	122	70	43
	INDX	340	148	56
07-Dec-20	ABSDATA	122	70	43
	INDX	340	148	56
06-Dec-20	ABSDATA	122	70	43
	INDX	340	148	56

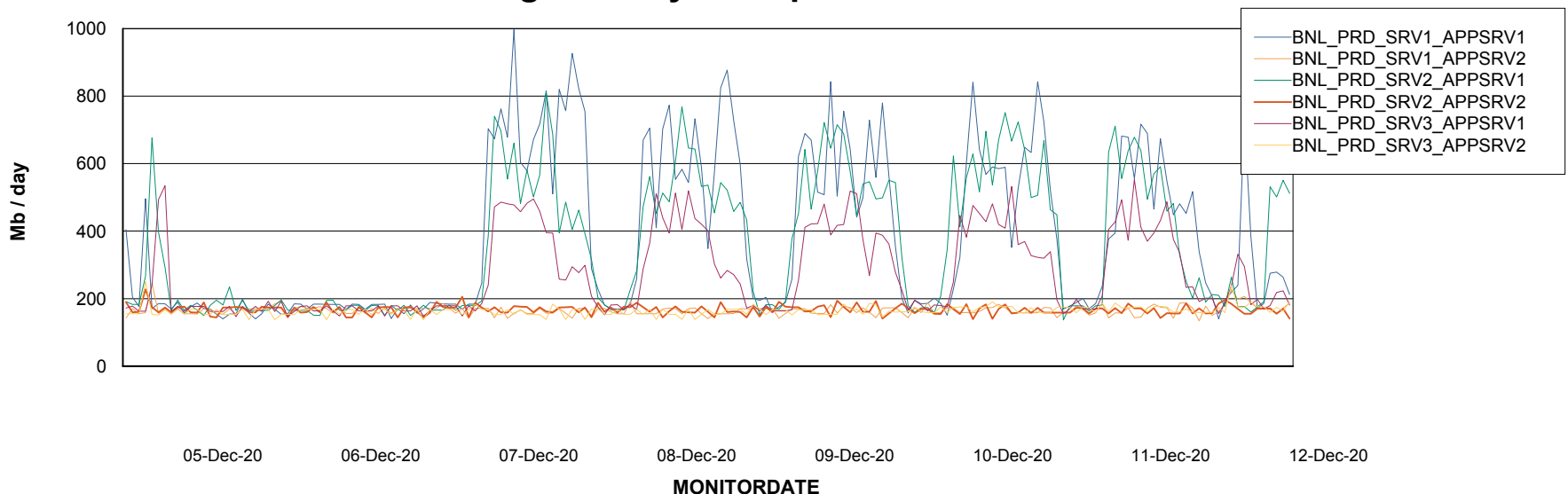
Weekly SLA Customer Report

Customer BNL_Production
Database ID 83

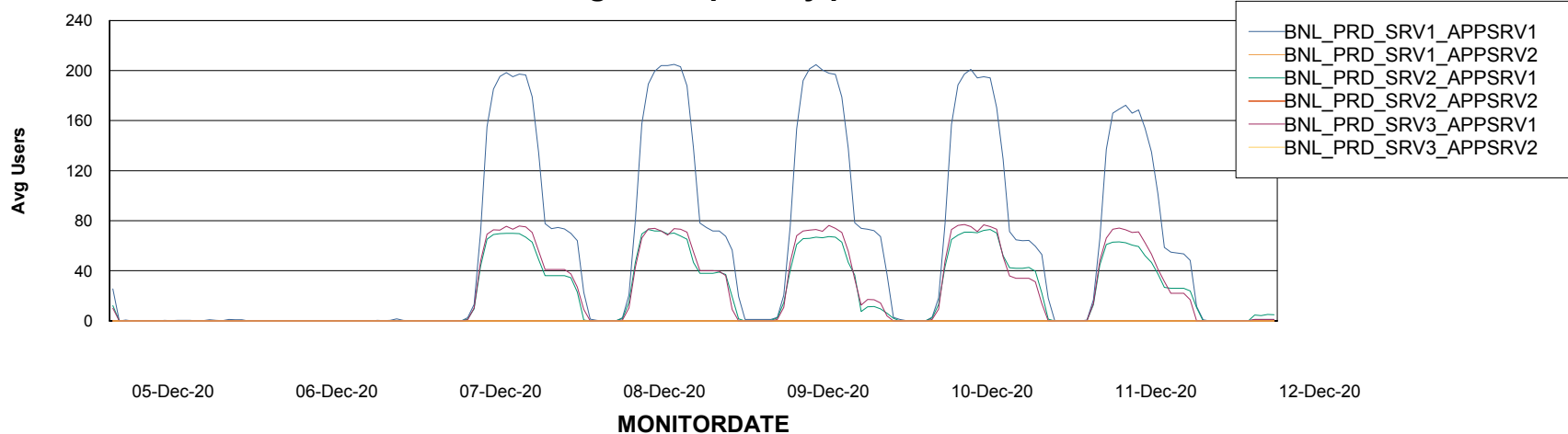


ABSSolute Application Server Services

Avg memory used per ABS Server Service



Avg users per day per ABS server



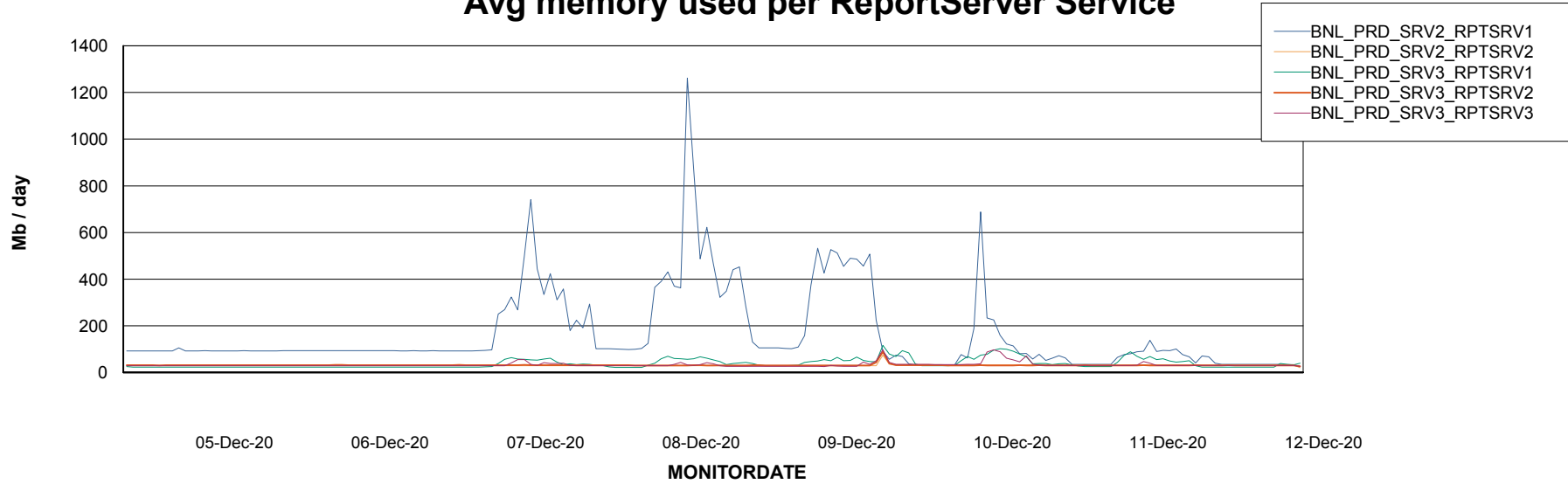
Weekly SLA Customer Report

Customer BNL_Production
Database ID 83



ABSSolute Web Component Services

Avg memory used per ReportServer Service



Disaster per ABS component

