

# Weekly SLA Customer Report

Customer RFL\_Production  
 Database ID 36



Harddisk Usage RFL\_PRD

	Free disk space on C: (%)	Total disk space on C: (Gb)	Used disk space on C: (Gb)	Free disk space on D: (%)	Total disk space on D: (Gb)	Used disk space on D: (Gb)	Free disk space on E: (%)	Total disk space on E: (Gb)	Used disk space on E: (Gb)	Free disk space on F: (%)
05-Dec-20	11	195	174	81	373	72	50	373	186	78
04-Dec-20	11	195	173	81	373	72	50	373	186	79
03-Dec-20	11	195	173	81	373	72	50	373	186	79
02-Dec-20	12	195	172	81	373	72	50	373	186	79
01-Dec-20	12	195	172	81	373	72	50	373	186	80
30-Nov-20	12	195	171	81	373	72	50	373	186	80
29-Nov-20	12	195	171	81	373	72	50	373	186	80

Harddisk Usage RFL\_STB

	Free disk space on C: (%)	Total disk space on C: (Gb)	Used disk space on C: (Gb)	Free disk space on D: (%)	Total disk space on D: (Gb)	Used disk space on D: (Gb)	Free disk space on E: (%)	Total disk space on E: (Gb)	Used disk space on E: (Gb)	Free disk space on F: (%)
05-Dec-20	12	195	171	77	559	129	45	559	307	37
04-Dec-20	12	195	171	77	559	129	45	559	307	37
03-Dec-20	12	195	171	77	559	129	45	559	307	38
02-Dec-20	12	195	171	77	559	129	45	559	307	39
01-Dec-20	12	195	171	77	559	129	45	559	307	39
30-Nov-20	13	195	171	77	559	129	45	559	307	40
29-Nov-20	13	195	171	77	559	129	45	559	307	41

# Weekly SLA Customer Report

---

Customer RFL\_Production  
Database ID 36



---

Database Performance RFLDB\_Production

DB Processes Max 500

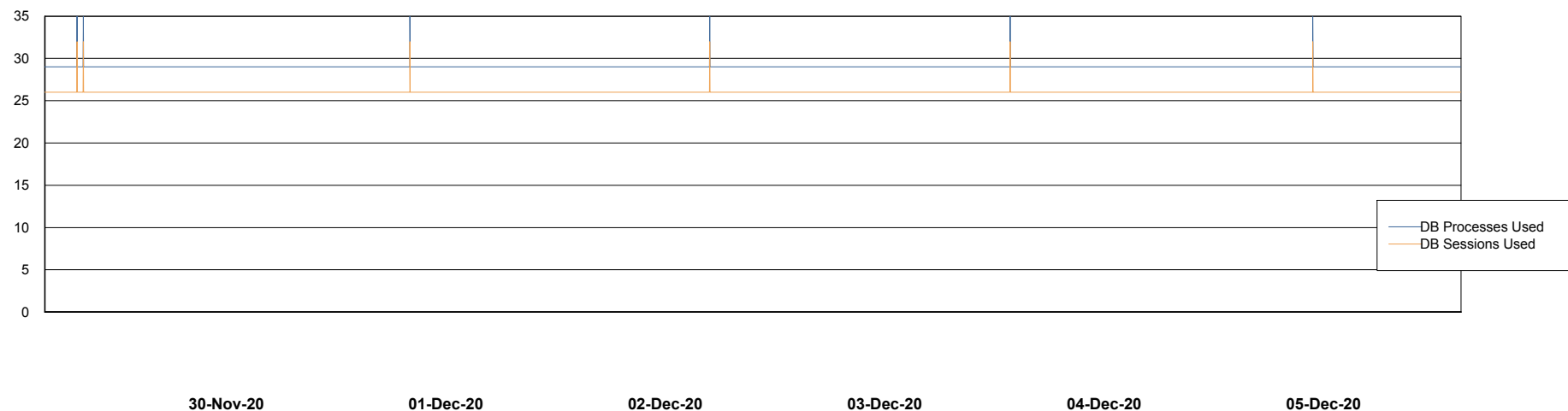
# Weekly SLA Customer Report

Customer RFL\_Production  
Database ID 36



Database Performance RFLDB\_Standby

DB Processes Max 500



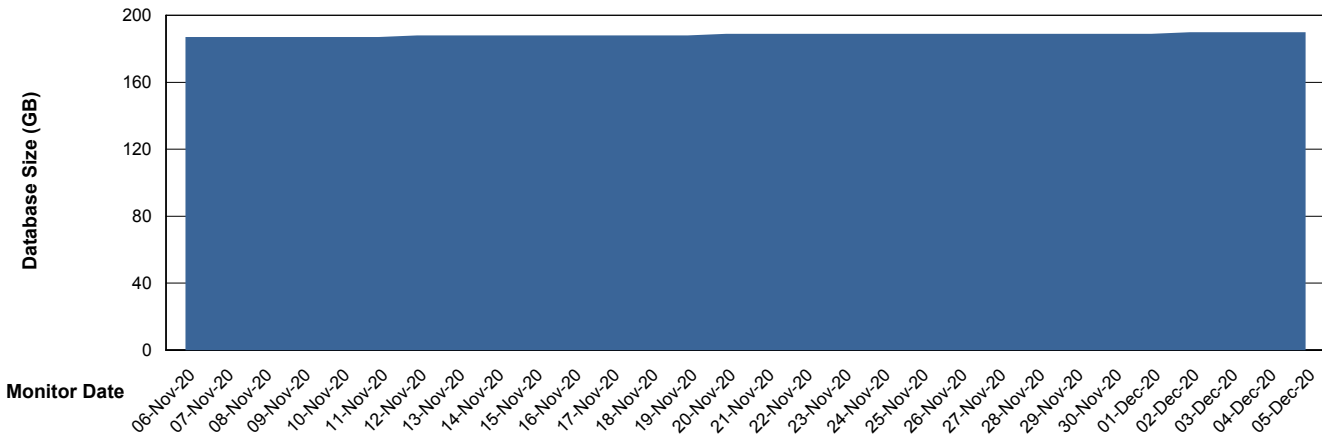
# Weekly SLA Customer Report

Customer RFL\_Production  
 Database ID 36



**DATABASE SIZE** RFLDB\_Production

**Database growth over last month**



**Database Tablespace** RFLDB\_Production

Date	Tablespace Name	Filesize (Gb)	Usedsize (Gb)	Percentage free
05-Dec-20	ABSDATA	72	56	22
	INDX	186	132	29
04-Dec-20	ABSDATA	72	56	22
	INDX	186	132	29
03-Dec-20	ABSDATA	72	56	22
	INDX	186	132	29
02-Dec-20	ABSDATA	72	56	22
	INDX	186	132	29
01-Dec-20	ABSDATA	72	56	22
	INDX	186	131	29
30-Nov-20	ABSDATA	72	56	22
	INDX	186	131	29
29-Nov-20	ABSDATA	72	56	22
	INDX	186	131	30

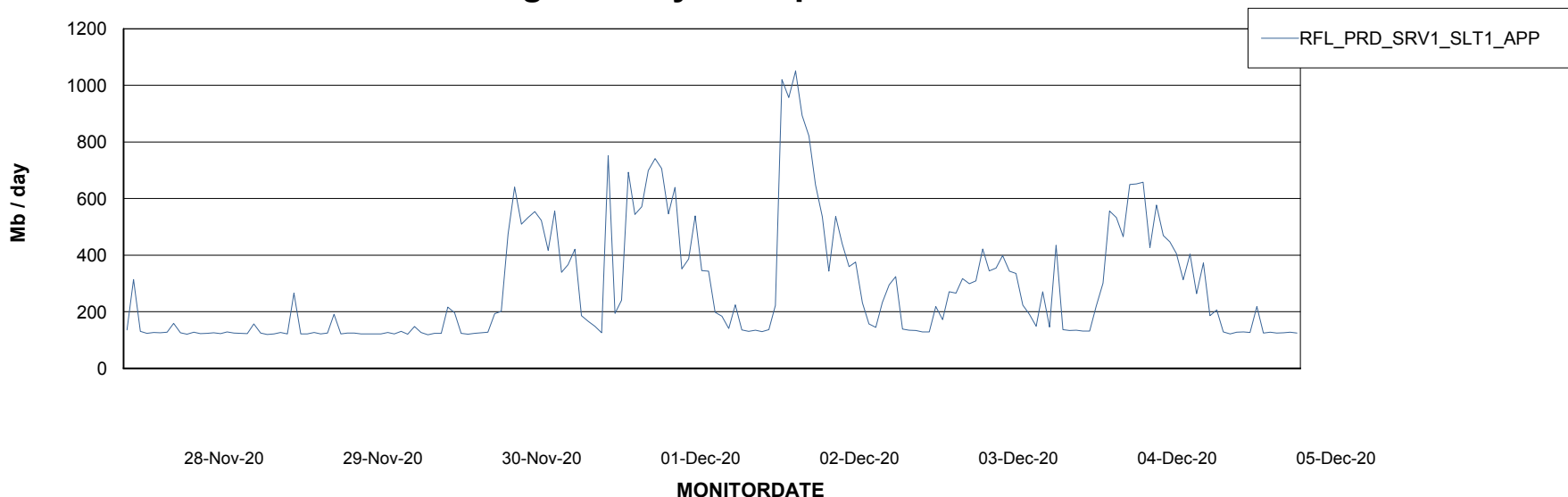
# Weekly SLA Customer Report

Customer RFL\_Production  
Database ID 36

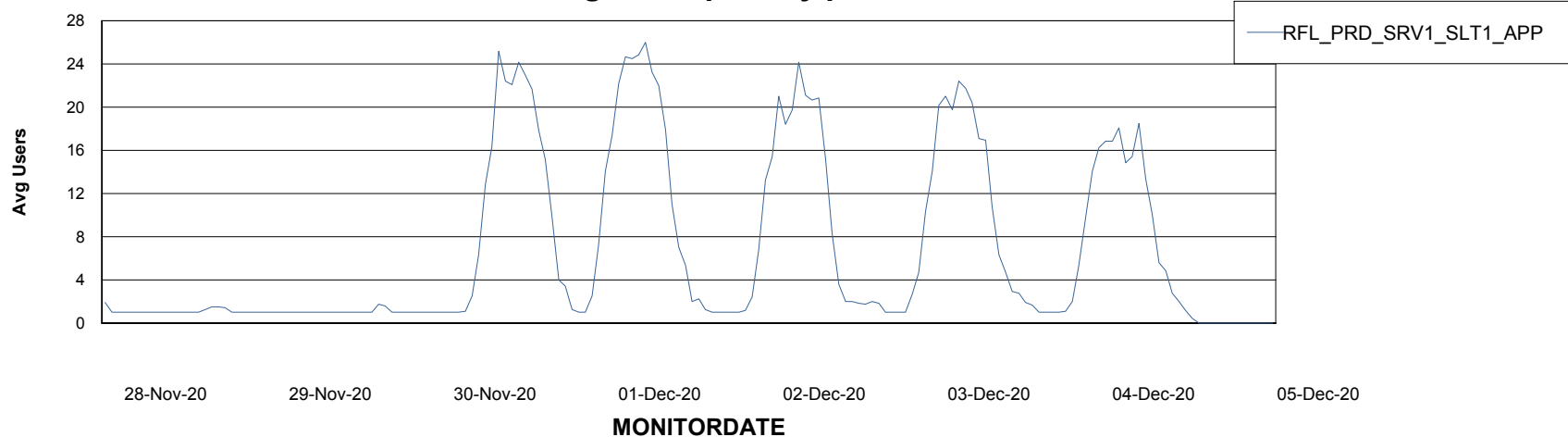


## ABSSolute Application Server Services

### Avg memory used per ABS Server Service



### Avg users per day per ABS server



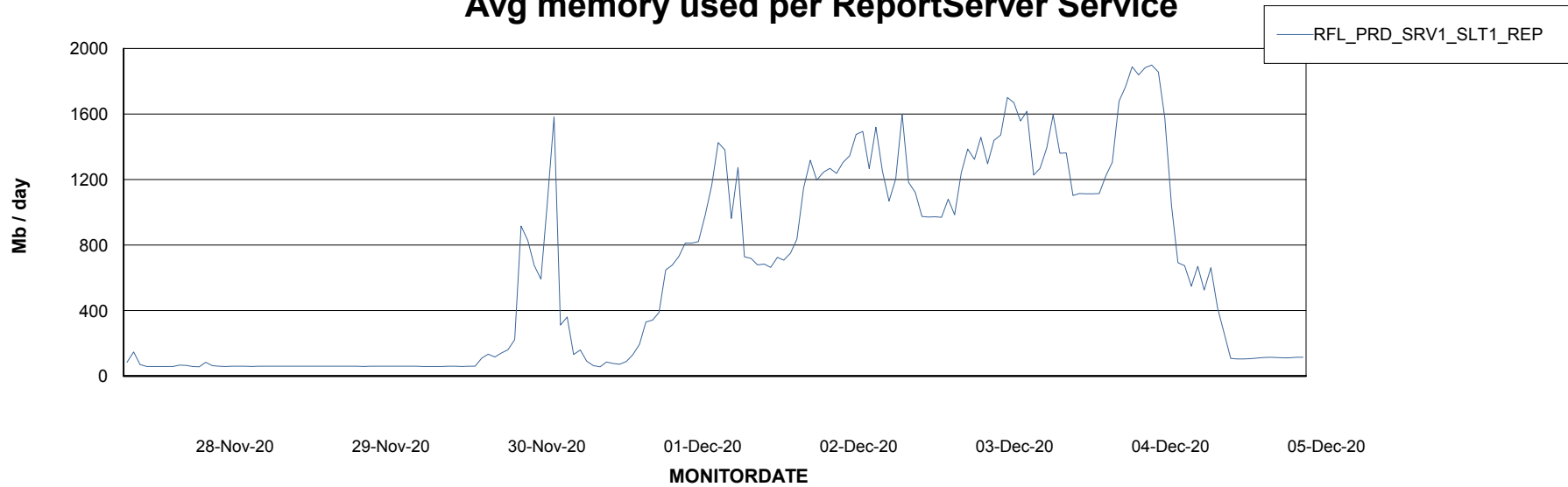
# Weekly SLA Customer Report

Customer RFL\_Production  
Database ID 36



## ABSSolute Application ReportServer Services

### Avg memory used per ReportServer Service



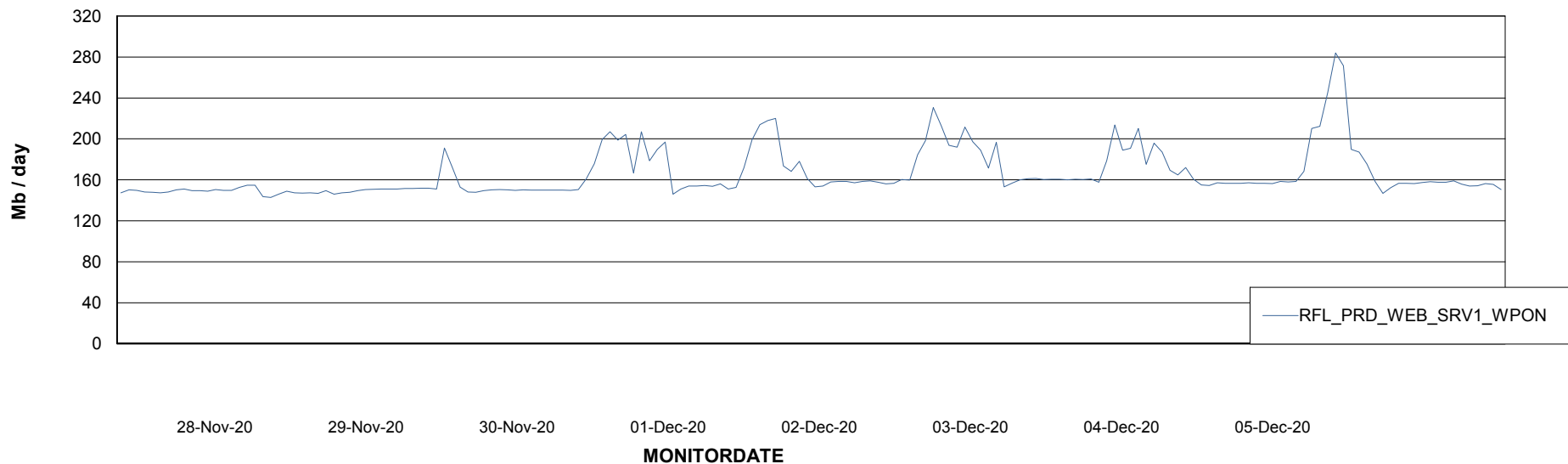
# Weekly SLA Customer Report

Customer RFL\_Production  
Database ID 36



## ABSSolute Web Component Services

### Avg memory used per ABS Web component



# Weekly SLA Customer Report

Customer RFL\_Production  
Database ID 36



## Disaster per ABS component

