

Weekly SLA Customer Report

Customer KLA_Production
Database ID 65



Harddisk Usage KLAHQORA03

	Free disk space on c: (%)	Total disk space on c: (Gb)	Free disk space on d: (%)	Total disk space on d: (Gb)
28-Nov-20	43	150	56	250
27-Nov-20	44	150	56	250
26-Nov-20	44	150	56	250
25-Nov-20	44	150	56	250
24-Nov-20	44	150	56	250
23-Nov-20	44	150	56	250
22-Nov-20	44	150	56	250

Harddisk Usage KLA_STB

	Free disk space on c: (%)	Total disk space on c: (Gb)	Free disk space on d: (%)	Total disk space on d: (Gb)
28-Nov-20	25	250	20	200
27-Nov-20	26	250	20	200
26-Nov-20	27	250	20	200
25-Nov-20	28	250	20	200
24-Nov-20	29	250	20	200
23-Nov-20	30	250	20	200
22-Nov-20	30	250	20	200

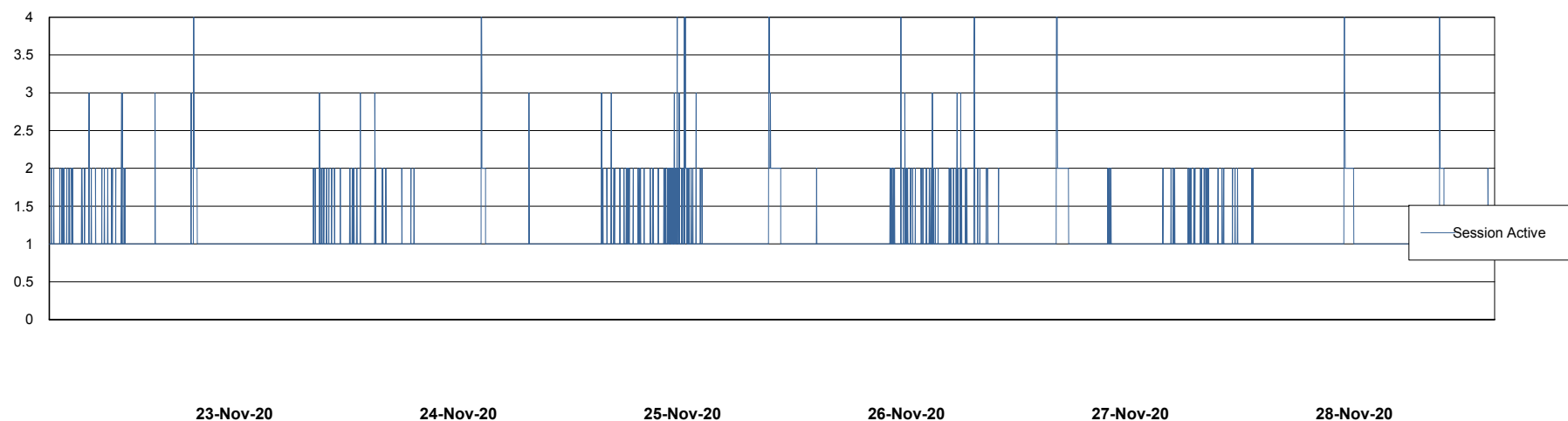
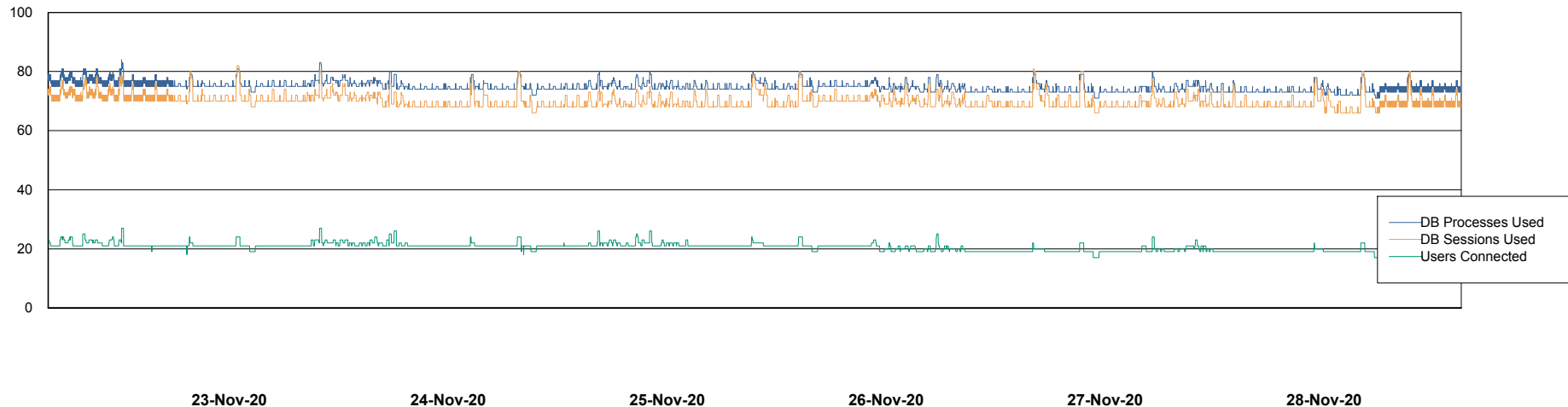
Weekly SLA Customer Report

Customer KLA_Production
Database ID 65



Database Performance KLADB_Production

DB Processes Max 500
DB Sessions Max 772



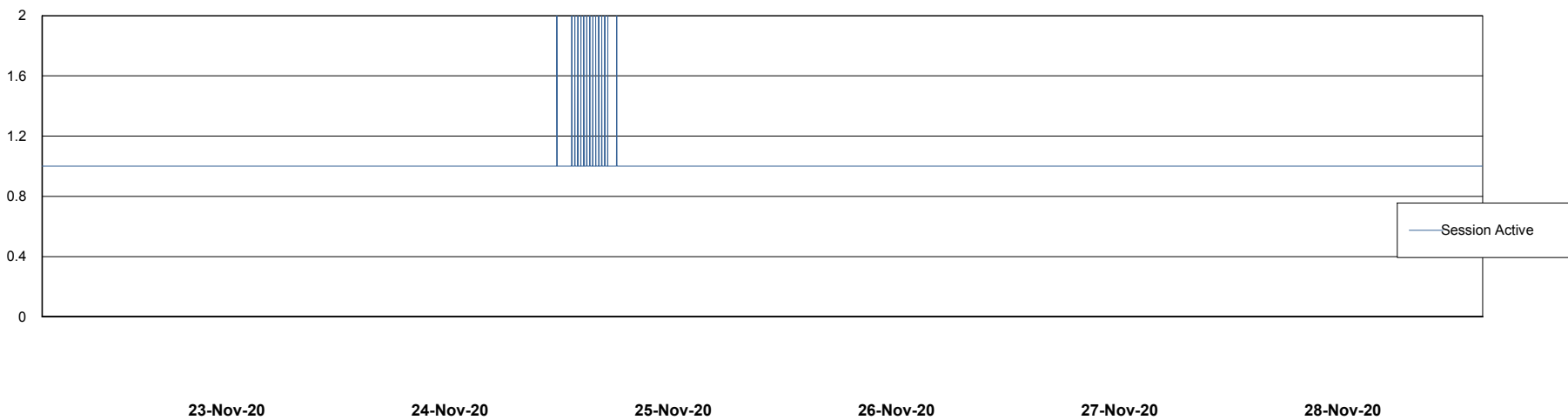
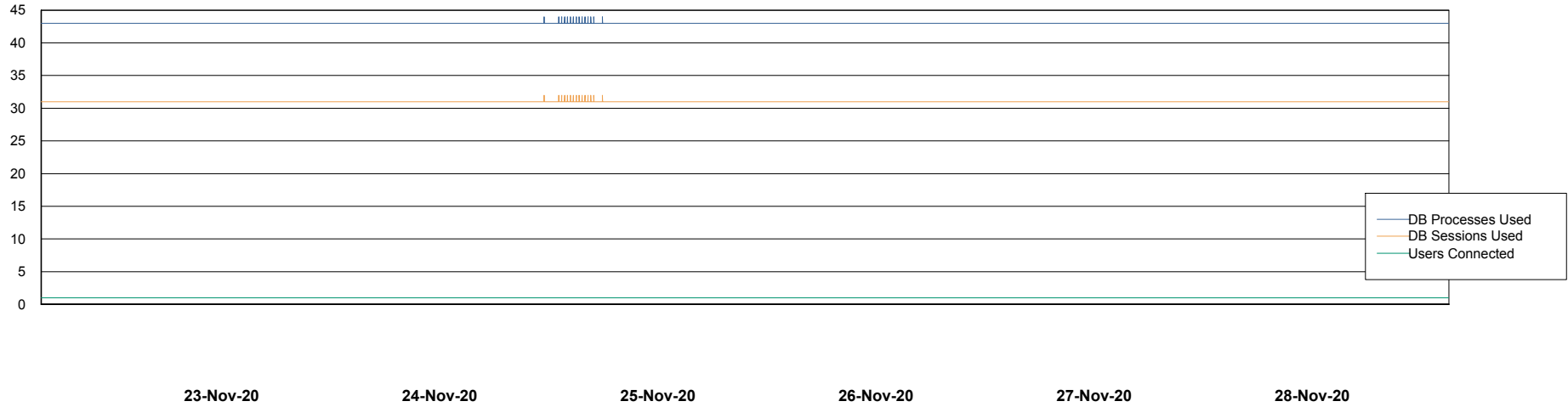
Weekly SLA Customer Report

Customer KLA_Production
Database ID 65



Database Performance KLADB_Standby

DB Processes Max 500
DB Sessions Max 772



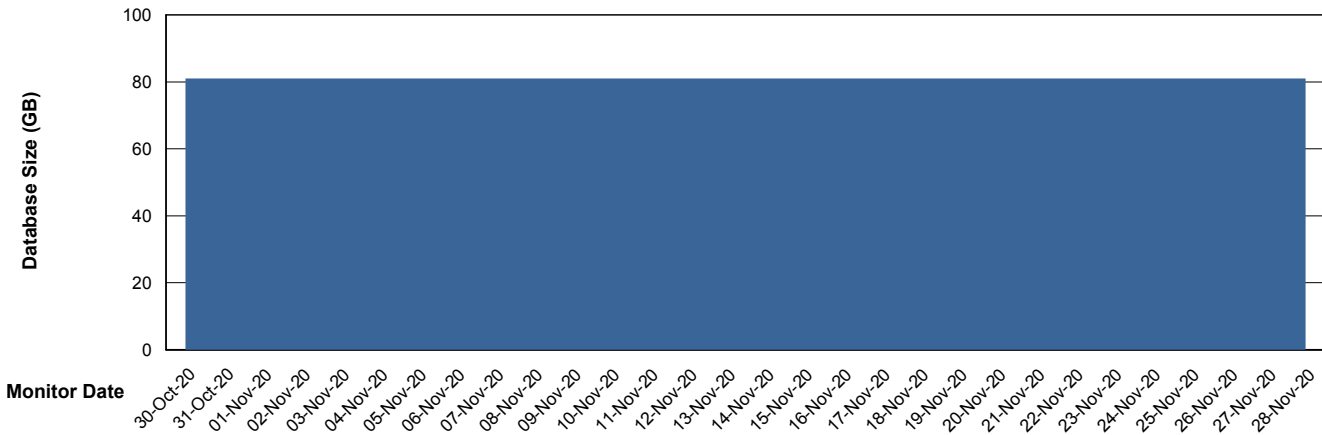
Weekly SLA Customer Report

Customer KLA_Production
 Database ID 65



DATABASE SIZE KLADB_Production

Database growth over last month



Database Tablespace KLADB_Production

Date	Tablespace Name	Filesize (Gb)	Usedsize (Gb)	Percentage free
28-Nov-20	ABSDATA	51	41	20
	INDX	45	37	18
27-Nov-20	ABSDATA	51	41	20
	INDX	45	37	18
26-Nov-20	ABSDATA	51	41	20
	INDX	45	37	18
25-Nov-20	ABSDATA	51	41	20
	INDX	45	37	18
24-Nov-20	ABSDATA	51	41	20
	INDX	45	37	18
23-Nov-20	ABSDATA	51	41	20
	INDX	45	37	18
22-Nov-20	ABSDATA	51	41	20
	INDX	45	37	18

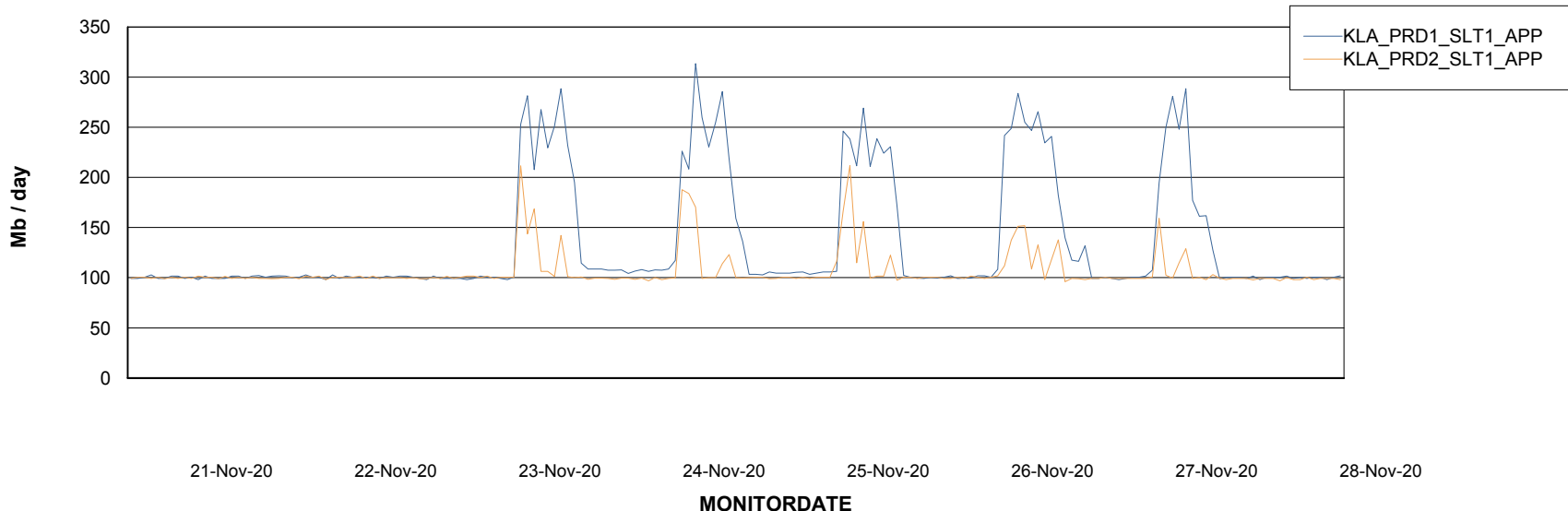
Weekly SLA Customer Report

Customer KLA_Production
Database ID 65

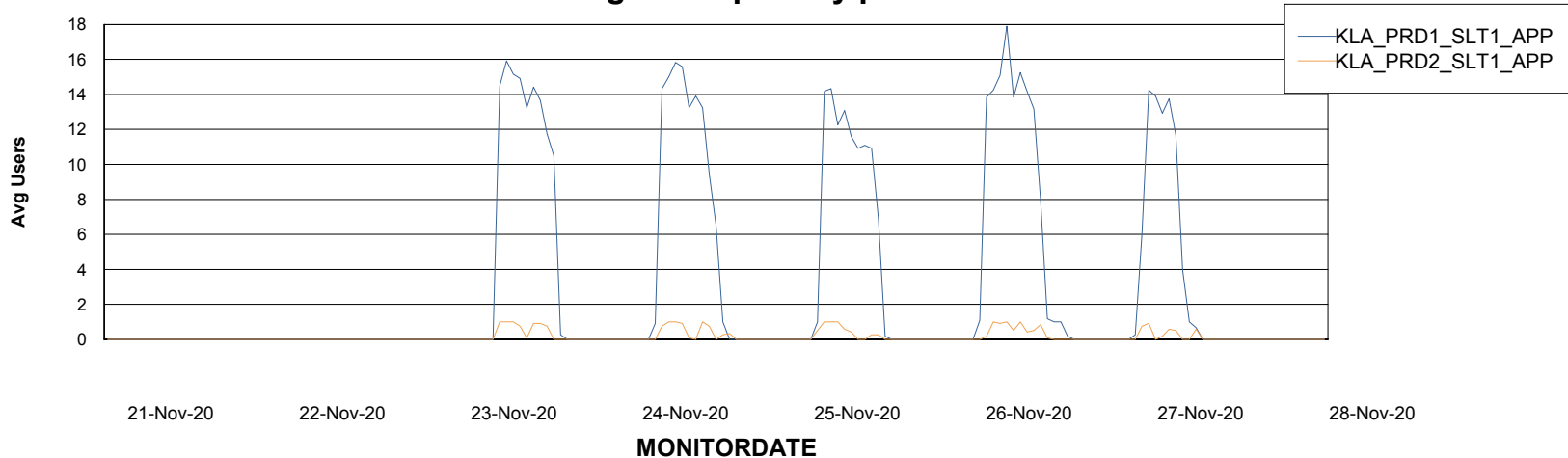


ABSSolute Application Server Services

Avg memory used per ABS Server Service



Avg users per day per ABS server



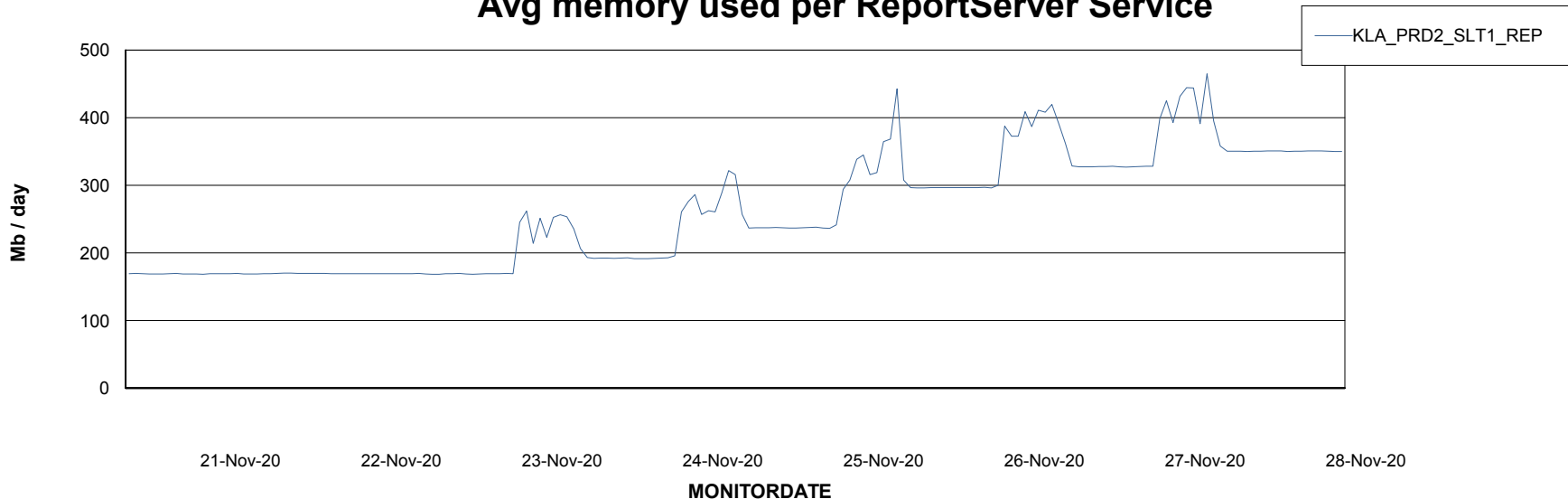
Weekly SLA Customer Report

Customer KLA_Production
Database ID 65



ABSSolute Application ReportServer Services

Avg memory used per ReportServer Service



Disaster per ABS component

