

Weekly SLA Customer Report

Customer KLA_Production
 Database ID 65



Harddisk Usage KLAHQORA03

	Free disk space on c: (%)	Total disk space on c: (Gb)	Free disk space on d: (%)	Total disk space on d: (Gb)
21-Nov-20	43	150	56	250
20-Nov-20	44	150	56	250
19-Nov-20	44	150	56	250
18-Nov-20	44	150	56	250
17-Nov-20	44	150	56	250
16-Nov-20	44	150	56	250
15-Nov-20	44	150	56	250

Harddisk Usage KLA_STB

	Free disk space on c: (%)	Total disk space on c: (Gb)	Free disk space on d: (%)	Total disk space on d: (Gb)
21-Nov-20	32	250	21	200
20-Nov-20	22	250	20	200
19-Nov-20	10	250	20	200
18-Nov-20	11	250	20	200
17-Nov-20	11	250	21	200
16-Nov-20	11	250	20	200
15-Nov-20	12	250	20	200

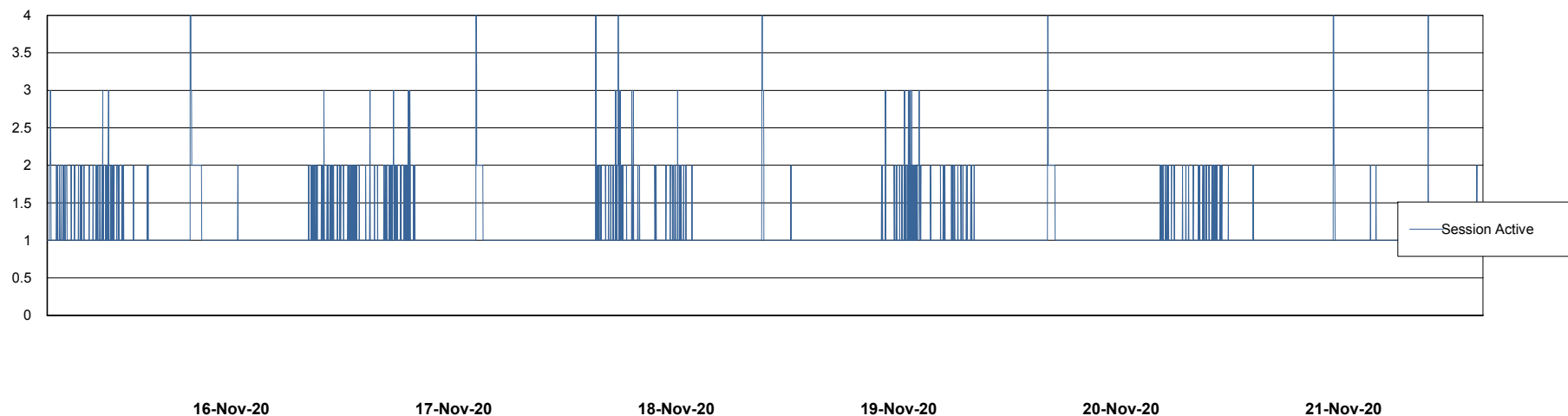
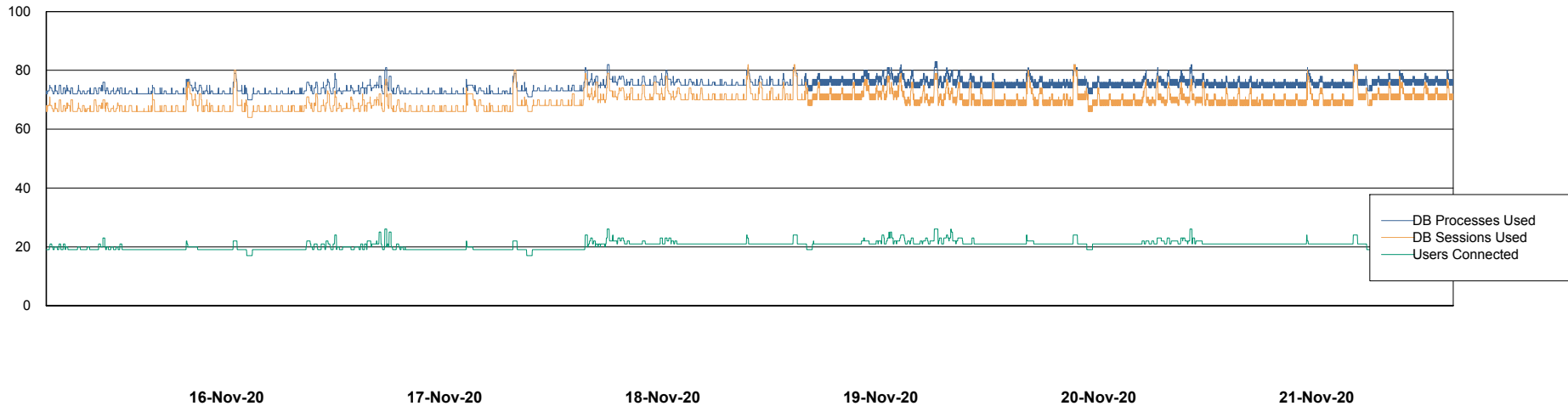
Weekly SLA Customer Report

Customer KLA_Production
Database ID 65



Database Performance KLADB_Production

DB Processes Max 500
DB Sessions Max 772




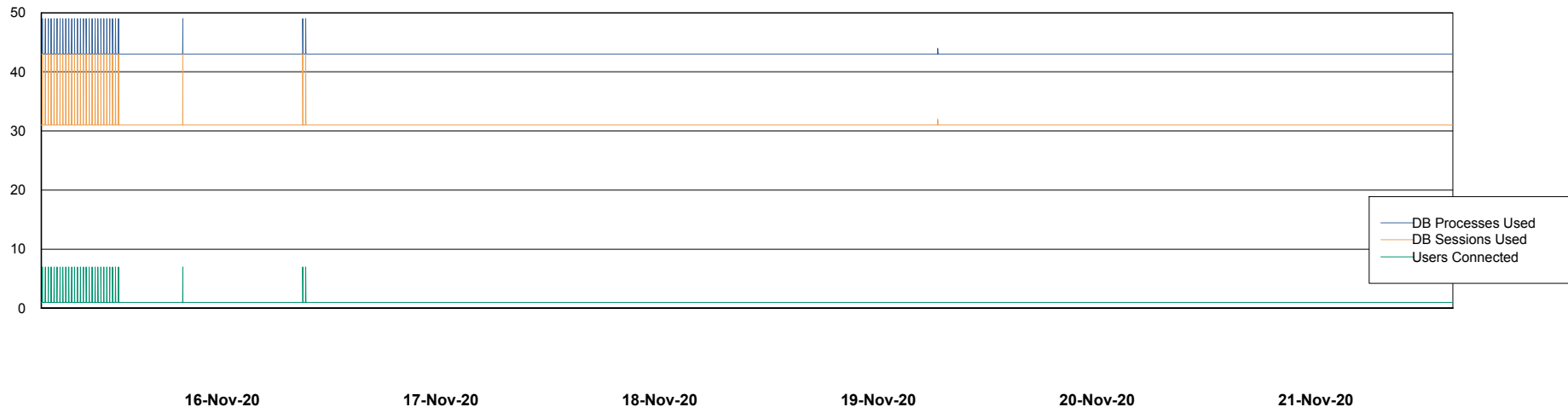
Weekly SLA Customer Report

Customer KLA_Production
Database ID 65



Database Performance KLADB_Standby

DB Processes Max 500
DB Sessions Max 772



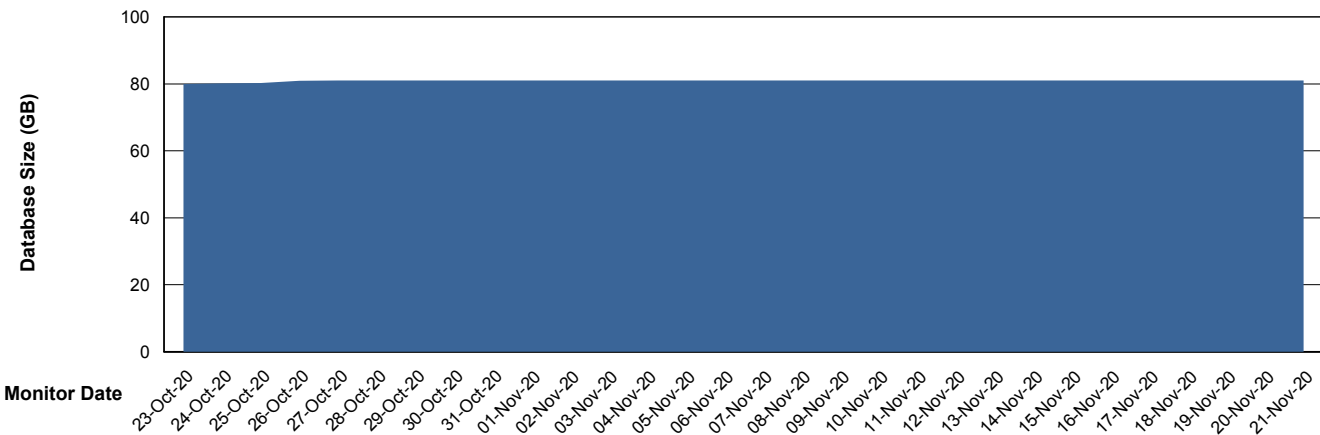
Weekly SLA Customer Report

Customer KLA_Production
 Database ID 65



DATABASE SIZE KLADB_Production

Database growth over last month



Database Tablespace KLADB_Production

Date	Tablespace Name	Filesize (Gb)	Usedsize (Gb)	Percentage free
21-Nov-20	ABSDATA	51	41	20
	INDX	45	37	18
20-Nov-20	ABSDATA	51	41	20
	INDX	45	37	18
19-Nov-20	ABSDATA	51	41	20
	INDX	45	37	18
18-Nov-20	ABSDATA	51	41	20
	INDX	45	37	18
17-Nov-20	ABSDATA	51	41	20
	INDX	45	37	18
16-Nov-20	ABSDATA	51	41	20
	INDX	45	37	18
15-Nov-20	ABSDATA	51	41	20
	INDX	45	37	18

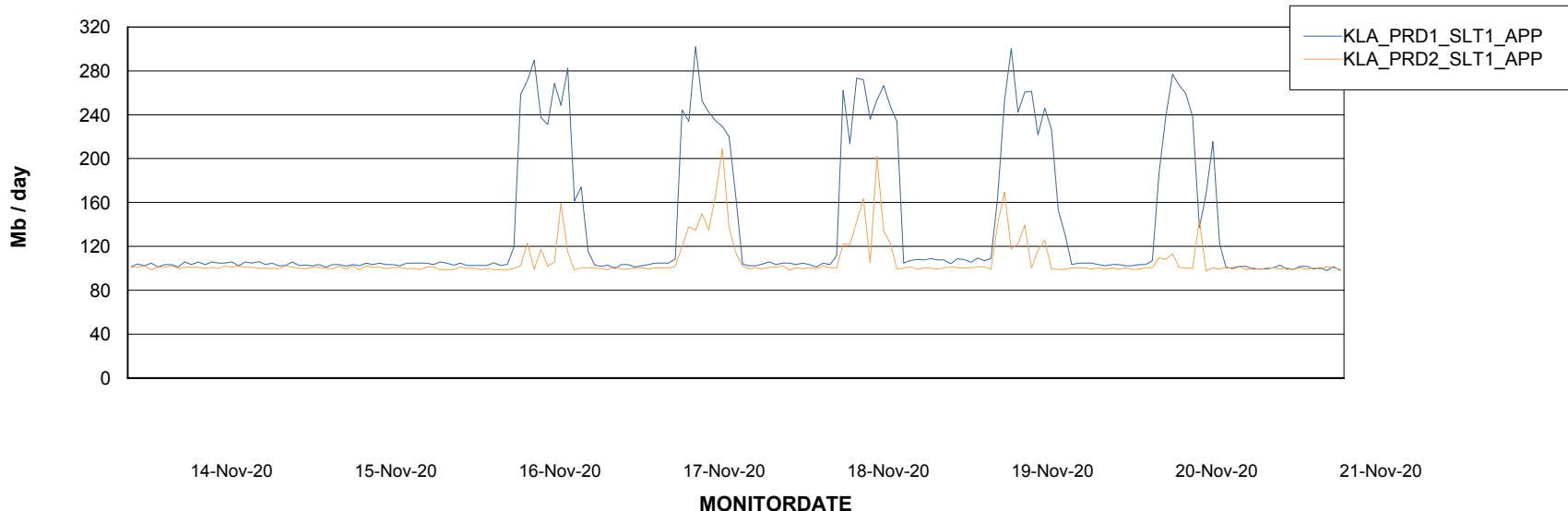
Weekly SLA Customer Report

Customer KLA_Production
Database ID 65

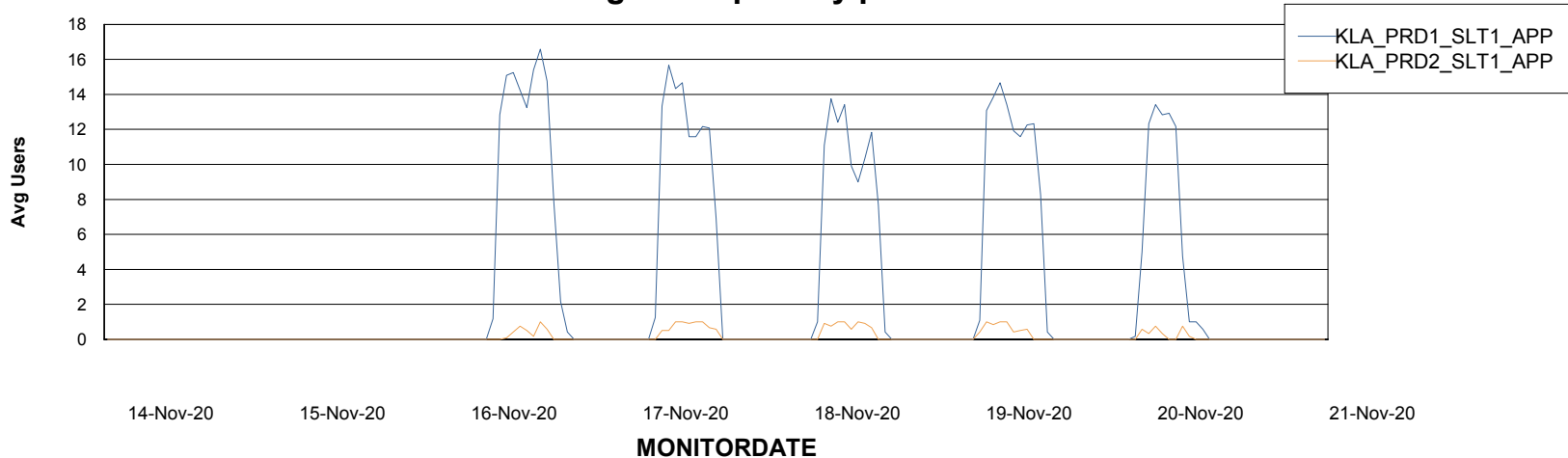


ABSSolute Application Server Services

Avg memory used per ABS Server Service



Avg users per day per ABS server



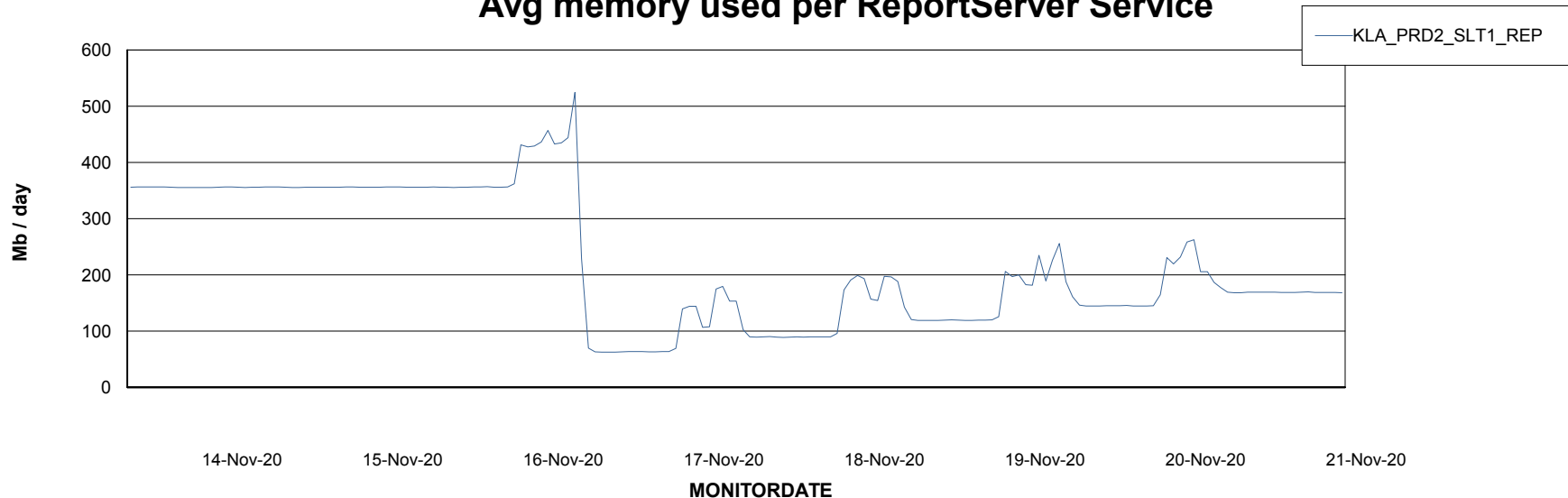
Weekly SLA Customer Report

Customer KLA_Production
Database ID 65



ABSSolute Application ReportServer Services

Avg memory used per ReportServer Service



Disaster per ABS component

