

# Weekly SLA Customer Report

Customer DFD Production  
 Database ID 39



Harddisk Usage DFD\_PRD\_ABSAPP1

	Free disk space on c: (%)	Total disk space on c: (Gb)
31-Oct-20	18	90
30-Oct-20	18	90
29-Oct-20	18	90
28-Oct-20	18	90
27-Oct-20	18	90
26-Oct-20	18	90
25-Oct-20	18	90

Harddisk Usage DFD\_PRD\_ABSAPP2

	Free disk space on c: (%)	Total disk space on c: (Gb)
31-Oct-20	43	100
30-Oct-20	43	100
29-Oct-20	43	100
28-Oct-20	43	100
27-Oct-20	43	100
26-Oct-20	43	100
25-Oct-20	43	100

# Weekly SLA Customer Report

Customer DFD Production  
Database ID 39



## Harddisk Usage DFD\_PRD\_ABSAPP3

	Free disk space on c: (%)	Total disk space on c: (Gb)
31-Oct-20	18	70
30-Oct-20	18	70
29-Oct-20	18	70
28-Oct-20	18	70
27-Oct-20	18	70
26-Oct-20	18	70
25-Oct-20	18	70

## Harddisk Usage DFD\_PRD\_BI1

	Free disk space on c: (%)	Total disk space on c: (Gb)	Free disk space on e: (%)	Total disk space on e: (Gb)
31-Oct-20	18	150	23	200
30-Oct-20	18	150	23	200
29-Oct-20	18	150	23	200
28-Oct-20	17	150	23	200
27-Oct-20	18	150	23	200
26-Oct-20	18	150	23	200
25-Oct-20	18	150	23	200

# Weekly SLA Customer Report

Customer DFD Production  
Database ID 39



Harddisk Usage DFD\_PRD\_ORACLE1

	Free disk space on c: (%)	Total disk space on c: (Gb)	Free disk space on d: (%)	Total disk space on d: (Gb)	Free disk space on e: (%)	Total disk space on e: (Gb)	Free disk space on f: (%)	Total disk space on f: (Gb)
31-Oct-20	26	78	73	479	27	550	68	800
30-Oct-20	26	78	73	479	27	550	68	800
29-Oct-20	26	78	73	479	27	550	68	800
28-Oct-20	26	78	73	479	27	550	68	800
27-Oct-20	26	78	73	479	27	550	68	800
26-Oct-20	26	78	73	479	27	550	68	800
25-Oct-20	26	78	73	479	27	550	68	800

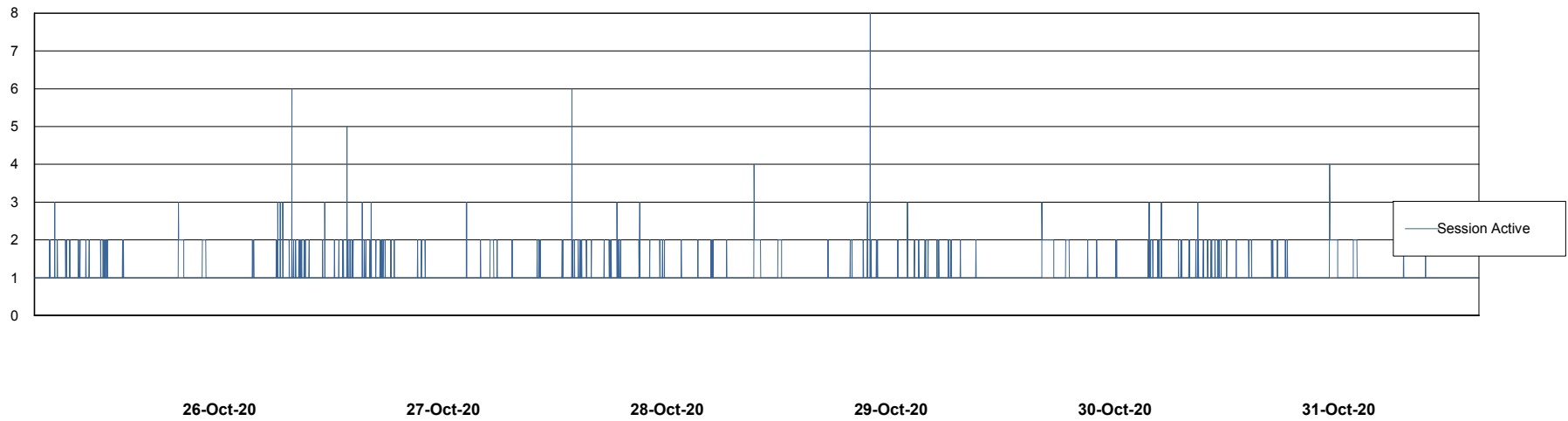
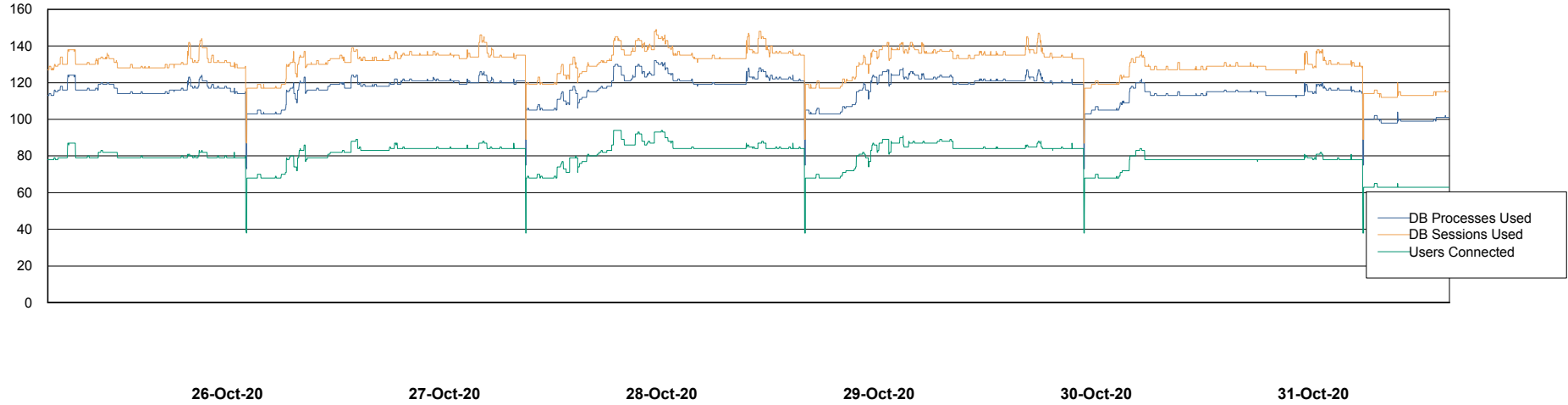
# Weekly SLA Customer Report

Customer DFD Production  
Database ID 39



## Database Performance DFDDDB\_Production

DB Processes Max 600  
DB Sessions Max 924



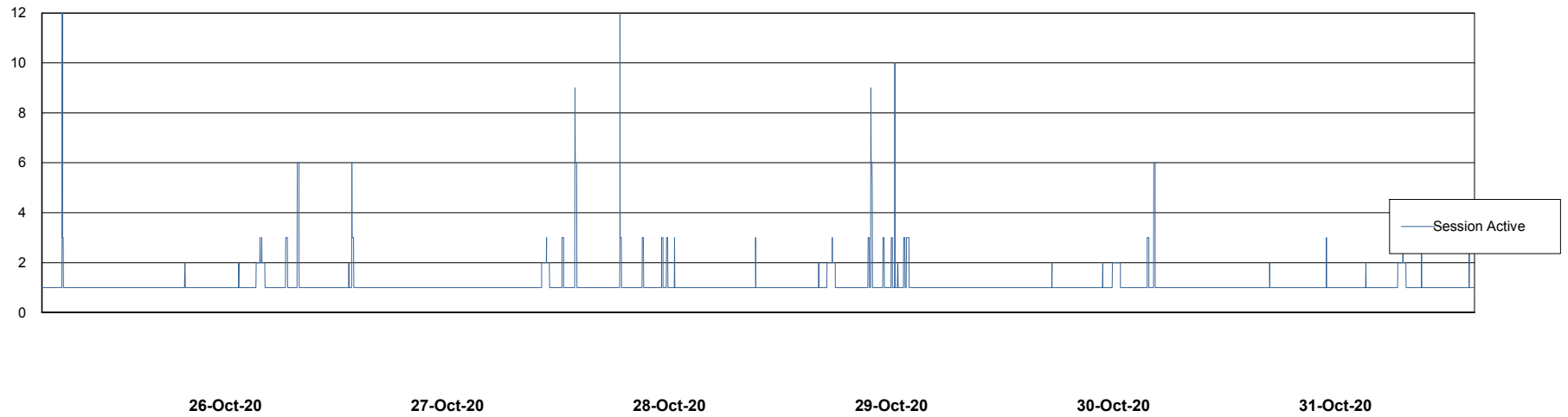
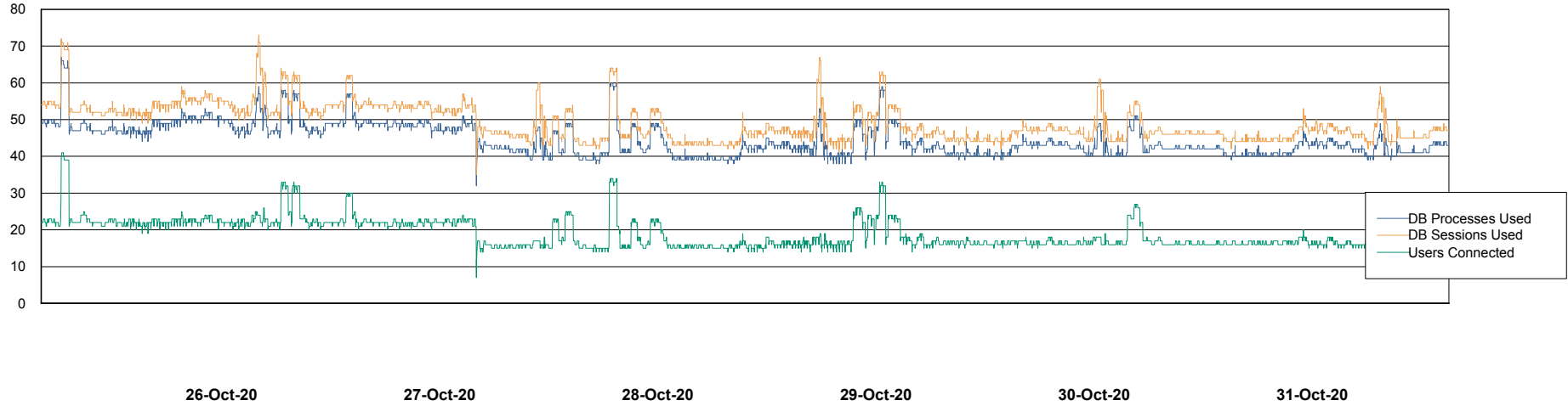
# Weekly SLA Customer Report

Customer DFD Production  
Database ID 39



## Database Performance DFDDDBI\_Production

DB Processes Max 500  
DB Sessions Max 772



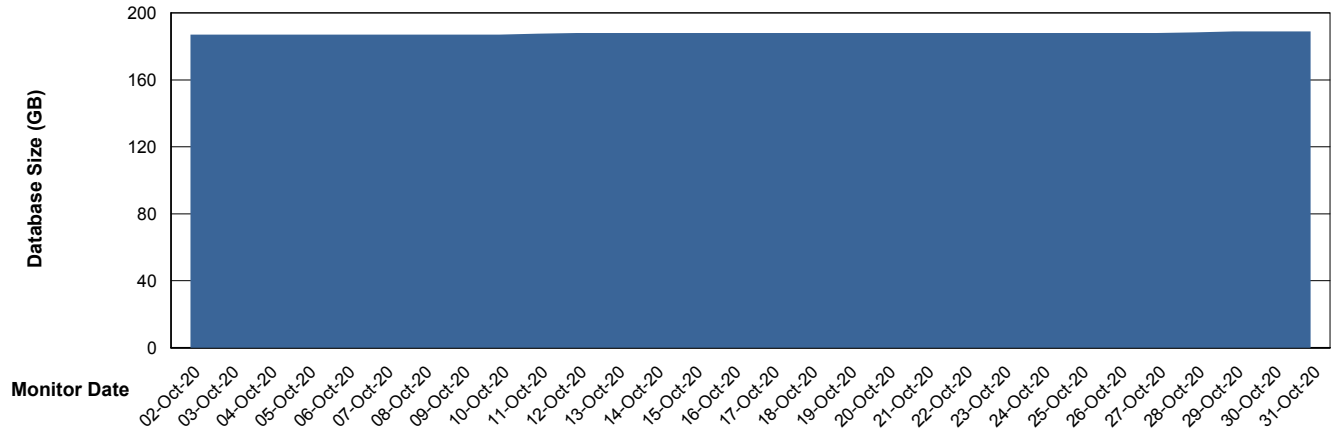
# Weekly SLA Customer Report

Customer DFD Production  
Database ID 39



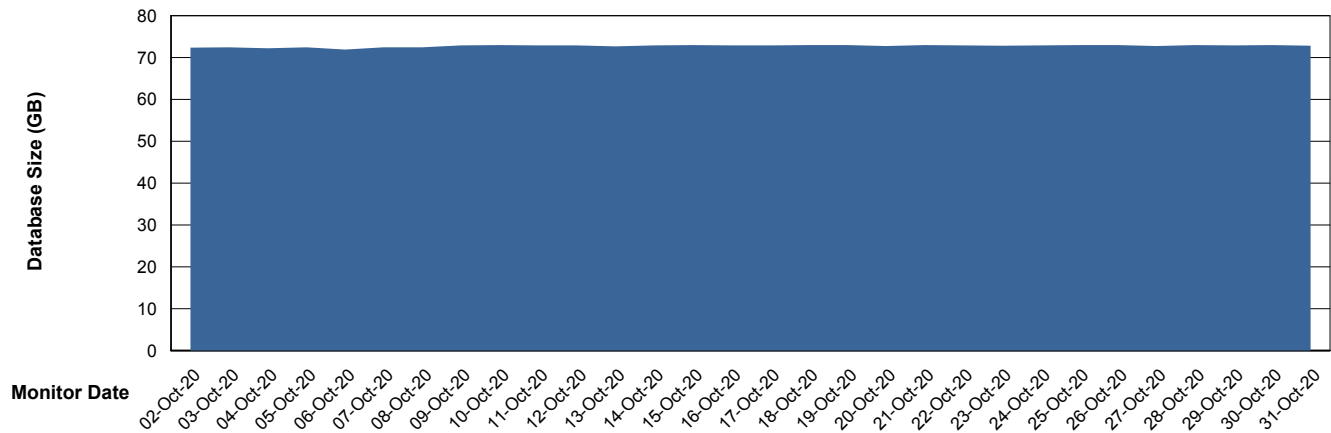
DATABASE SIZE DFDDDB\_Production

### Database growth over last month



DATABASE SIZE DFDDDBI\_Production

### Database growth over last month



# Weekly SLA Customer Report

Customer DFD Production  
 Database ID 39



Database Tablespace DFDDDB\_Production

Date	Tablespace Name	Filesize (Gb)	Usedsize (Gb)	Percentage free
31-Oct-20	ABSDATA	75	61	19
	INDX	151	125	17
30-Oct-20	ABSDATA	75	61	19
	INDX	151	125	17
29-Oct-20	ABSDATA	75	61	19
	INDX	151	124	18
28-Oct-20	ABSDATA	75	61	19
	INDX	151	124	18
27-Oct-20	ABSDATA	75	61	19
	INDX	151	124	18
26-Oct-20	ABSDATA	75	61	19
	INDX	151	124	18
25-Oct-20	ABSDATA	75	61	19
	INDX	151	124	18

# Weekly SLA Customer Report

Customer DFD Production  
 Database ID 39



Database Tablespace DFDDDBI\_Production

Date	Tablespace Name	Filesize (Gb)	Usedsize (Gb)	Percentage free
31-Oct-20	ABSDATA	41	35	15
	INDX	39	33	15
30-Oct-20	ABSDATA	41	35	15
	INDX	39	33	15
29-Oct-20	ABSDATA	41	35	15
	INDX	39	33	15
28-Oct-20	ABSDATA	41	35	15
	INDX	39	33	15
27-Oct-20	ABSDATA	41	35	15
	INDX	39	33	15
26-Oct-20	ABSDATA	41	35	15
	INDX	39	33	15
25-Oct-20	ABSDATA	41	35	15
	INDX	39	33	15

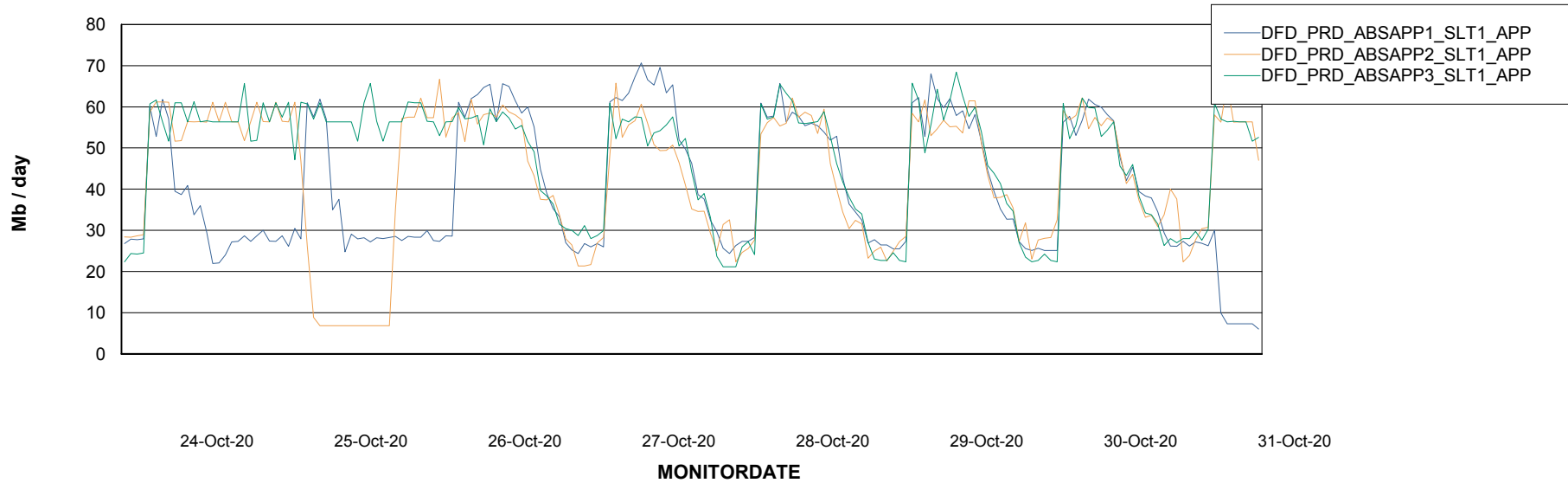
# Weekly SLA Customer Report

Customer DFD Production  
Database ID 39

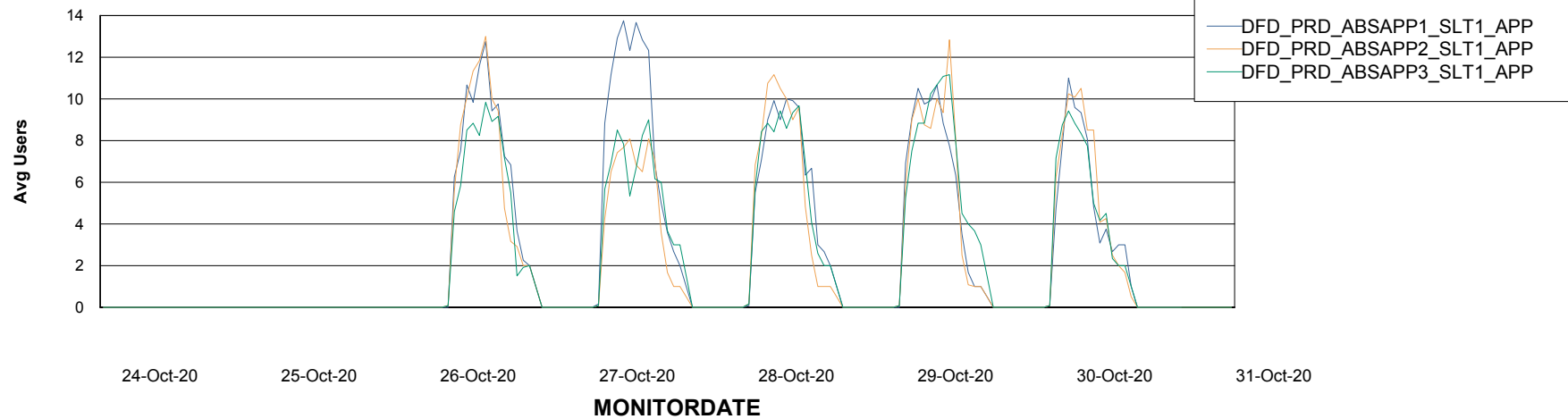


## ABSSolute Application Server Services

### Avg memory used per ABS Server Service



### Avg users per day per ABS server



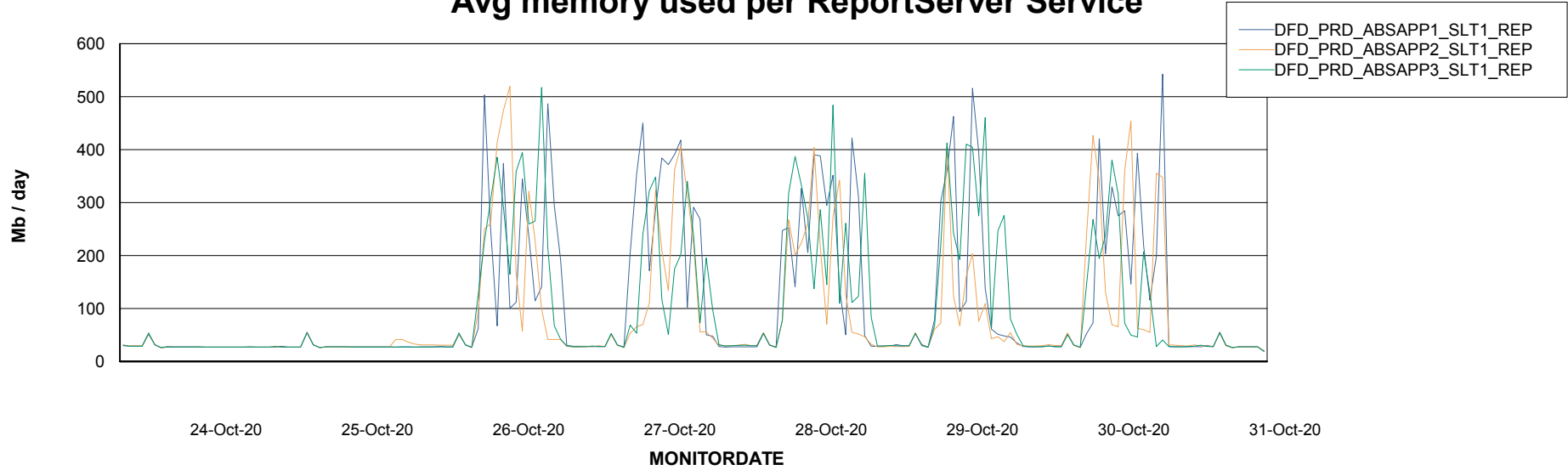
# Weekly SLA Customer Report

Customer DFD Production  
Database ID 39



## ABSSolute Application ReportServer Services

### Avg memory used per ReportServer Service



### Disaster per ABS component

