

Weekly SLA Customer Report

Customer DFD Production
 Database ID 39



Harddisk Usage DFD_PRD_ABSAPP1

	Free disk space on c: (%)	Total disk space on c: (Gb)
24-Oct-20	18	90
23-Oct-20	18	90
22-Oct-20	18	90
21-Oct-20	18	90
20-Oct-20	18	90
19-Oct-20	18	90
18-Oct-20	18	90

Harddisk Usage DFD_PRD_ABSAPP2

	Free disk space on c: (%)	Total disk space on c: (Gb)
24-Oct-20	43	100
23-Oct-20	43	100
22-Oct-20	43	100
21-Oct-20	43	100
20-Oct-20	43	100
19-Oct-20	43	100
18-Oct-20	43	100

Weekly SLA Customer Report

Customer DFD Production
Database ID 39



Harddisk Usage DFD_PRD_ABSAPP3

	Free disk space on c: (%)	Total disk space on c: (Gb)
24-Oct-20	18	70
23-Oct-20	18	70
22-Oct-20	18	70
21-Oct-20	18	70
20-Oct-20	18	70
19-Oct-20	18	70
18-Oct-20	18	70

Harddisk Usage DFD_PRD_BI1

	Free disk space on c: (%)	Total disk space on c: (Gb)	Free disk space on e: (%)	Total disk space on e: (Gb)
24-Oct-20	18	150	23	200
23-Oct-20	18	150	23	200
22-Oct-20	18	150	23	200
21-Oct-20	18	150	23	200
20-Oct-20	18	150	23	200
19-Oct-20	18	150	23	200
18-Oct-20	18	150	23	200

Weekly SLA Customer Report

Customer DFD Production
 Database ID 39



Harddisk Usage DFD_PRD_ORACLE1

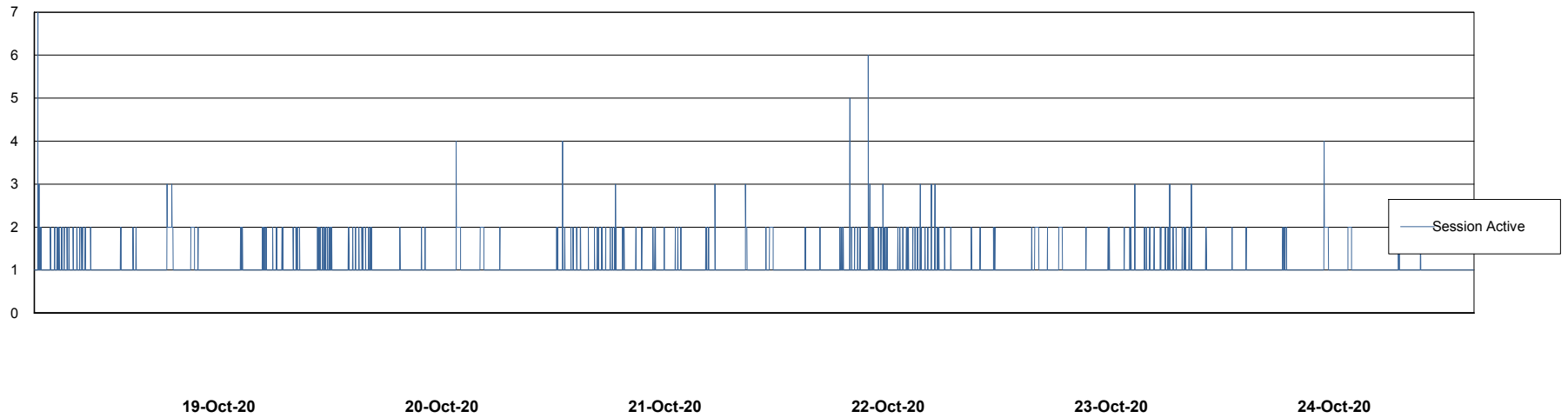
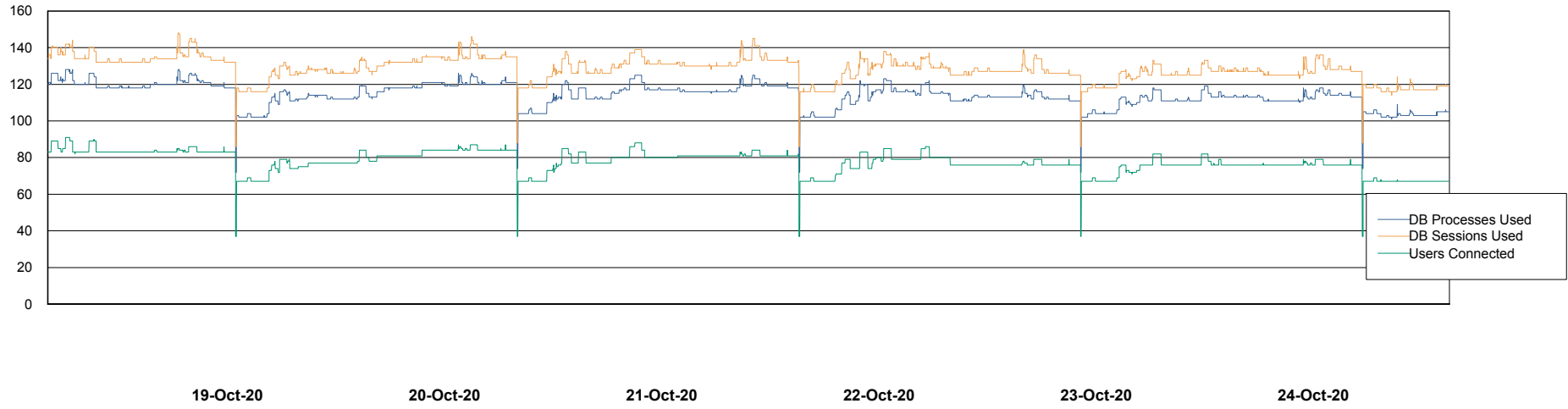
	Free disk space on c: (%)	Total disk space on c: (Gb)	Free disk space on d: (%)	Total disk space on d: (Gb)	Free disk space on e: (%)	Total disk space on e: (Gb)	Free disk space on f: (%)	Total disk space on f: (Gb)
24-Oct-20	26	78	73	479	27	550	68	800
23-Oct-20	26	78	73	479	27	550	68	800
22-Oct-20	26	78	73	479	27	550	68	800
21-Oct-20	26	78	73	479	27	550	68	800
20-Oct-20	26	78	73	479	27	550	68	800
19-Oct-20	26	78	73	479	27	550	68	800
18-Oct-20	26	78	73	479	27	550	68	800

Weekly SLA Customer Report

Customer DFD Production
Database ID 39



Database Performance DFDDDB_Production

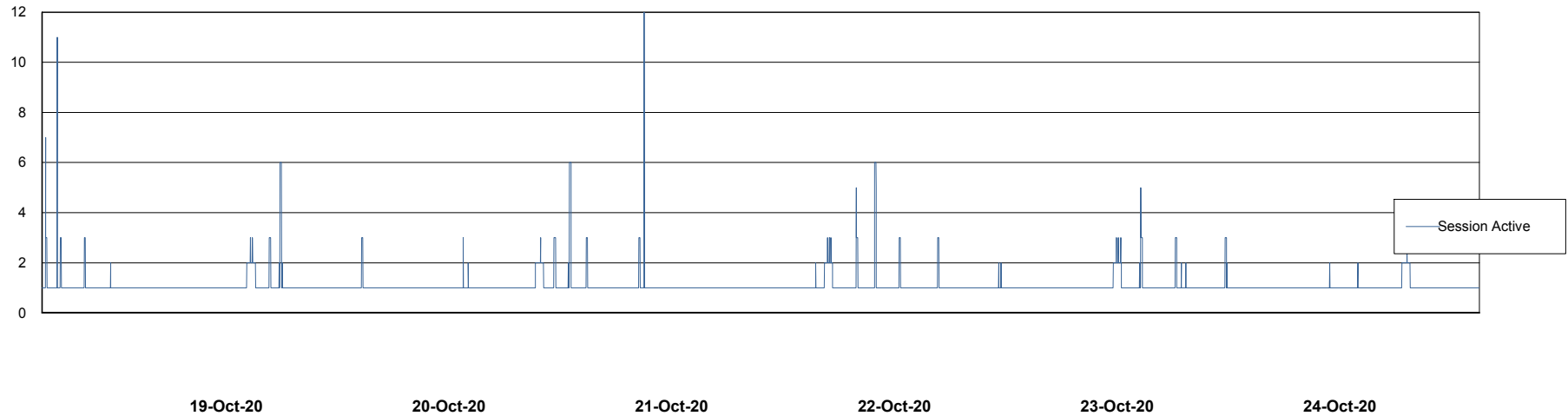
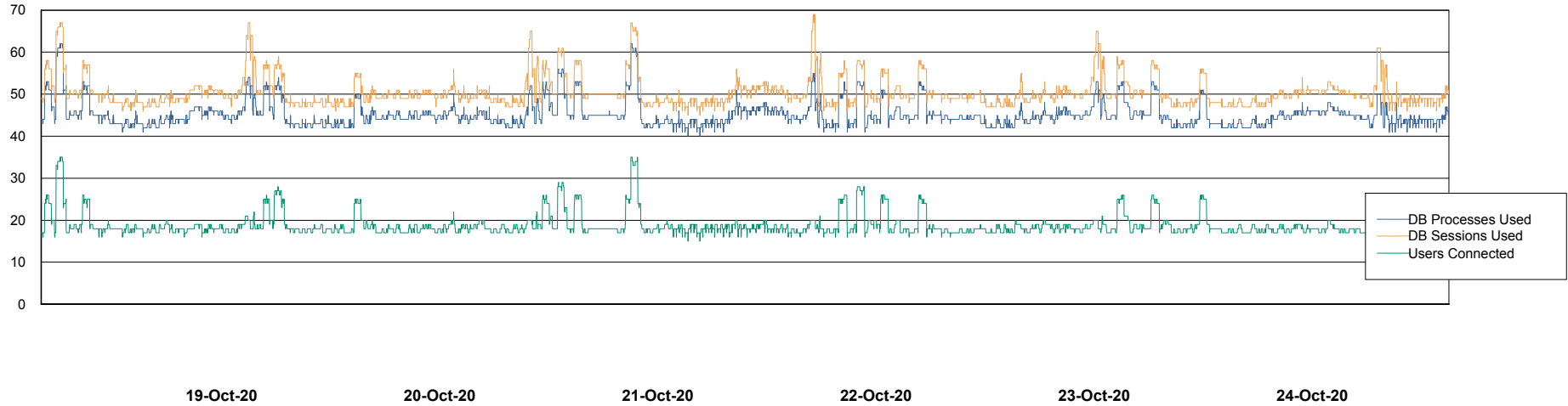


Weekly SLA Customer Report

Customer DFD Production
Database ID 39



Database Performance DFDDDBBI_Production



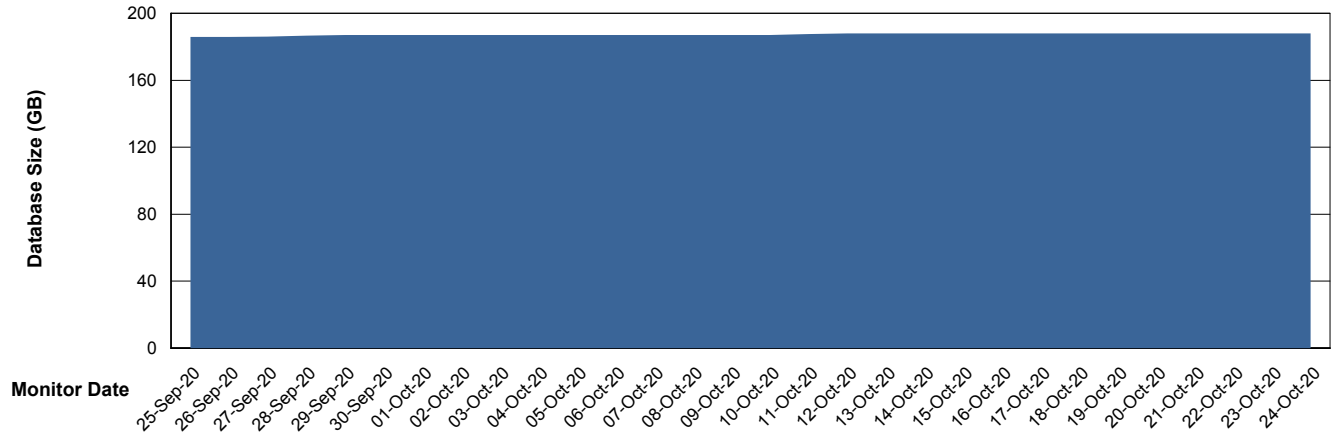
Weekly SLA Customer Report

Customer DFD Production
Database ID 39



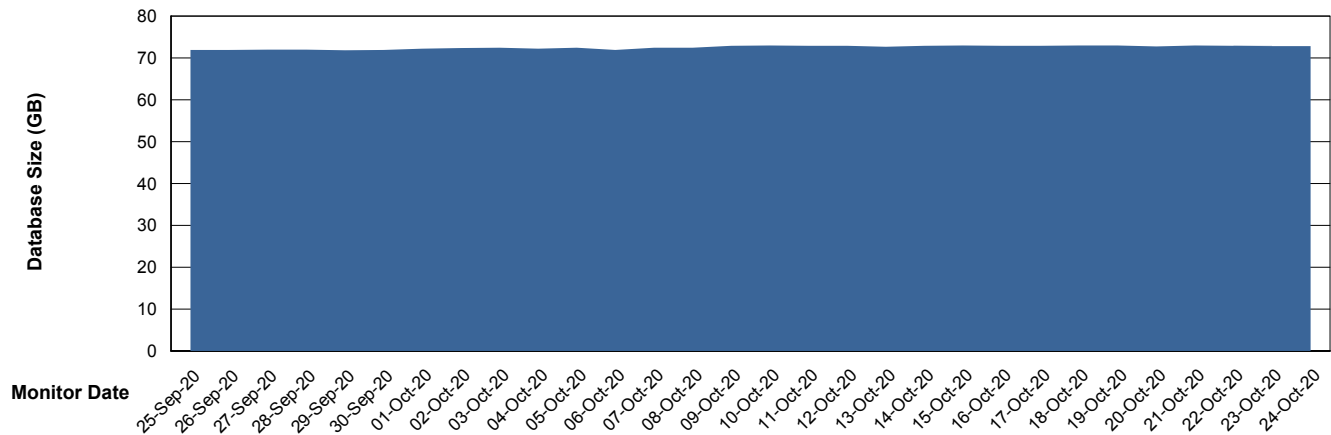
DATABASE SIZE DFDDDB_Production

Database growth over last month



DATABASE SIZE DFDDDBI_Production

Database growth over last month



Weekly SLA Customer Report

Customer DFD Production
 Database ID 39



Database Tablespace DFDDDB_Production

Date	Tablespace Name	Filesize (Gb)	Usedsize (Gb)	Percentage free
24-Oct-20	ABSDATA	75	61	19
	INDX	151	124	18
23-Oct-20	ABSDATA	75	61	19
	INDX	151	124	18
22-Oct-20	ABSDATA	75	61	19
	INDX	151	124	18
21-Oct-20	ABSDATA	75	61	19
	INDX	151	124	18
20-Oct-20	ABSDATA	75	61	19
	INDX	151	124	18
19-Oct-20	ABSDATA	75	61	19
	INDX	151	124	18
18-Oct-20	ABSDATA	75	61	19
	INDX	151	124	18

Weekly SLA Customer Report

Customer DFD Production
 Database ID 39



Database Tablespace DFDDDBI_Production

Date	Tablespace Name	Filesize (Gb)	Usedsize (Gb)	Percentage free
24-Oct-20	ABSDATA	41	35	15
	INDX	39	33	15
23-Oct-20	ABSDATA	41	35	15
	INDX	39	33	15
22-Oct-20	ABSDATA	41	35	15
	INDX	39	33	15
21-Oct-20	ABSDATA	41	35	15
	INDX	39	33	15
20-Oct-20	ABSDATA	41	35	15
	INDX	39	33	15
19-Oct-20	ABSDATA	41	35	15
	INDX	39	33	15
18-Oct-20	ABSDATA	41	35	15
	INDX	39	32	18

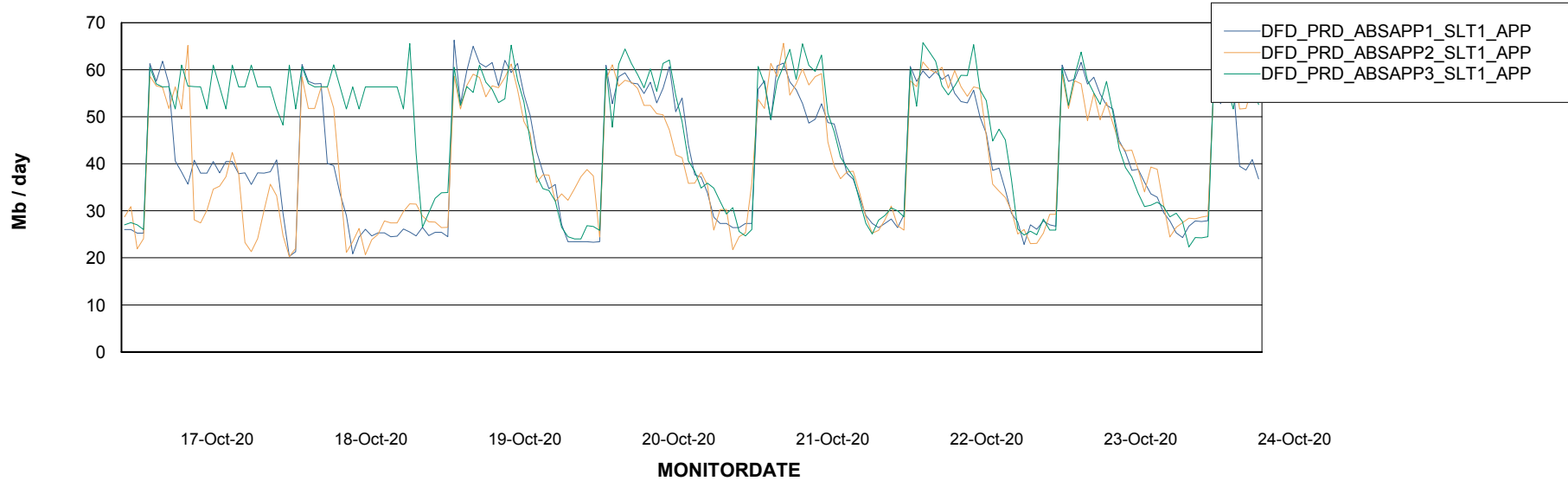
Weekly SLA Customer Report

Customer DFD Production
Database ID 39

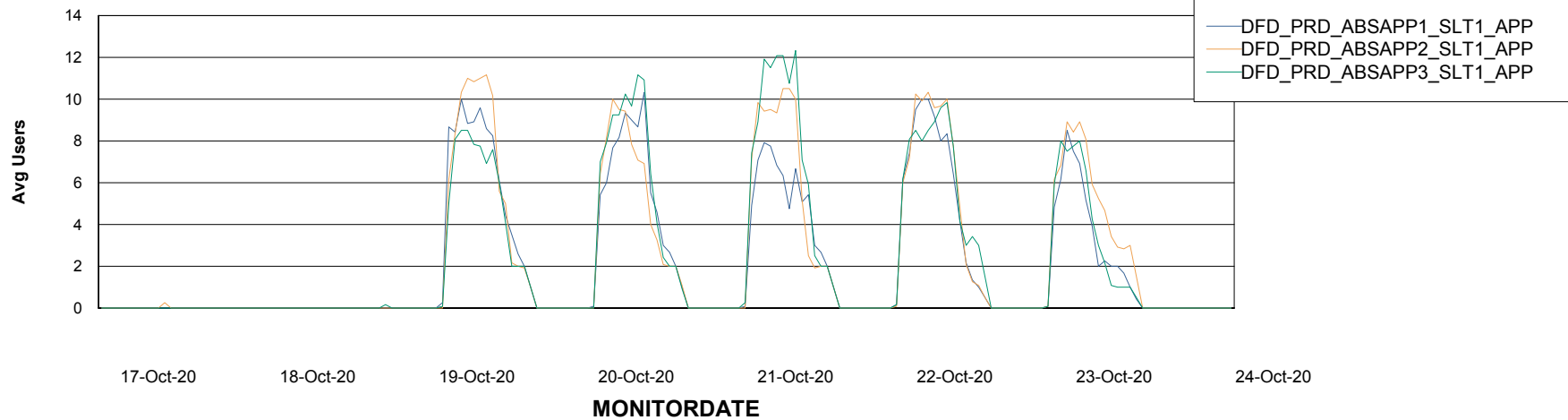


ABSolute Application Server Services

Avg memory used per ABS Server Service



Avg users per day per ABS server



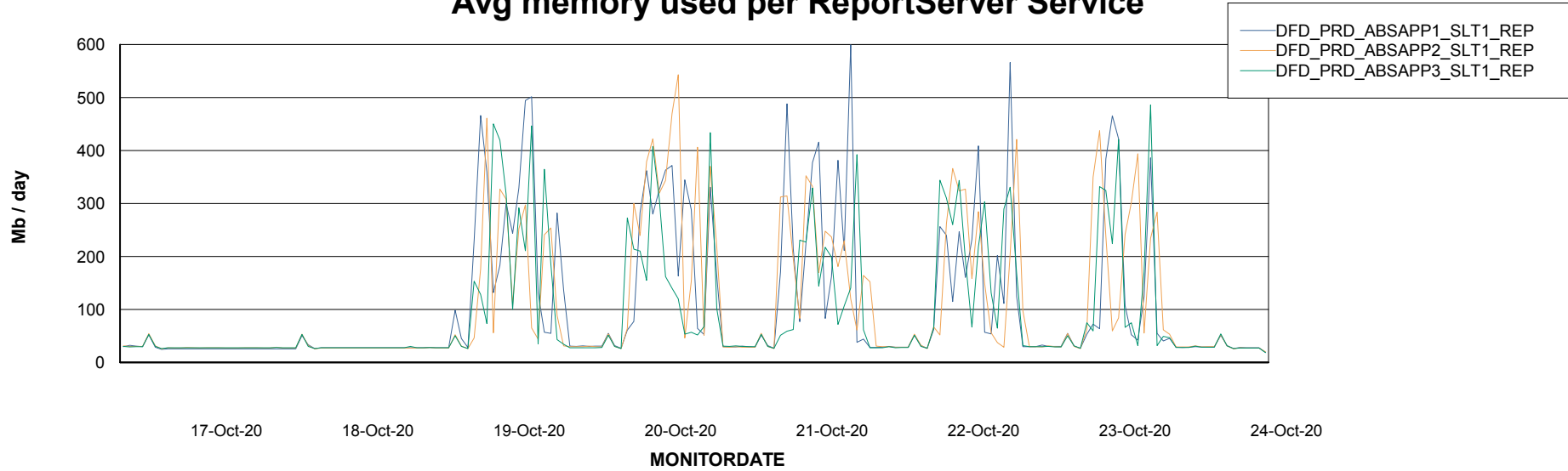
Weekly SLA Customer Report

Customer DFD Production
Database ID 39



ABSSolute Application ReportServer Services

Avg memory used per ReportServer Service



Disaster per ABS component

