

Weekly SLA Customer Report

Customer DFD Production
 Database ID 39



Harddisk Usage DFD_PRD_ABSAPP1

	Free disk space on c: (%)	Total disk space on c: (Gb)
17-Oct-20	18	90
16-Oct-20	18	90
15-Oct-20	18	90
14-Oct-20	18	90
13-Oct-20	18	90
12-Oct-20	18	90
11-Oct-20	19	90

Harddisk Usage DFD_PRD_ABSAPP2

	Free disk space on c: (%)	Total disk space on c: (Gb)
17-Oct-20	43	100
16-Oct-20	43	100
15-Oct-20	43	100
14-Oct-20	43	100
13-Oct-20	43	100
12-Oct-20	43	100
11-Oct-20	44	100

Weekly SLA Customer Report

Customer DFD Production
Database ID 39



Harddisk Usage DFD_PRD_ABSAPP3

	Free disk space on c: (%)	Total disk space on c: (Gb)
17-Oct-20	18	70
16-Oct-20	18	70
15-Oct-20	18	70
14-Oct-20	18	70
13-Oct-20	18	70
12-Oct-20	18	70
11-Oct-20	19	70

Harddisk Usage DFD_PRD_BI1

	Free disk space on c: (%)	Total disk space on c: (Gb)	Free disk space on e: (%)	Total disk space on e: (Gb)
17-Oct-20	18	150	23	200
16-Oct-20	18	150	23	200
15-Oct-20	18	150	23	200
14-Oct-20	18	150	23	200
13-Oct-20	18	150	23	200
12-Oct-20	18	150	23	200
11-Oct-20	18	150	23	200

Weekly SLA Customer Report

Customer DFD Production
 Database ID 39



Harddisk Usage DFD_PRD_ORACLE1

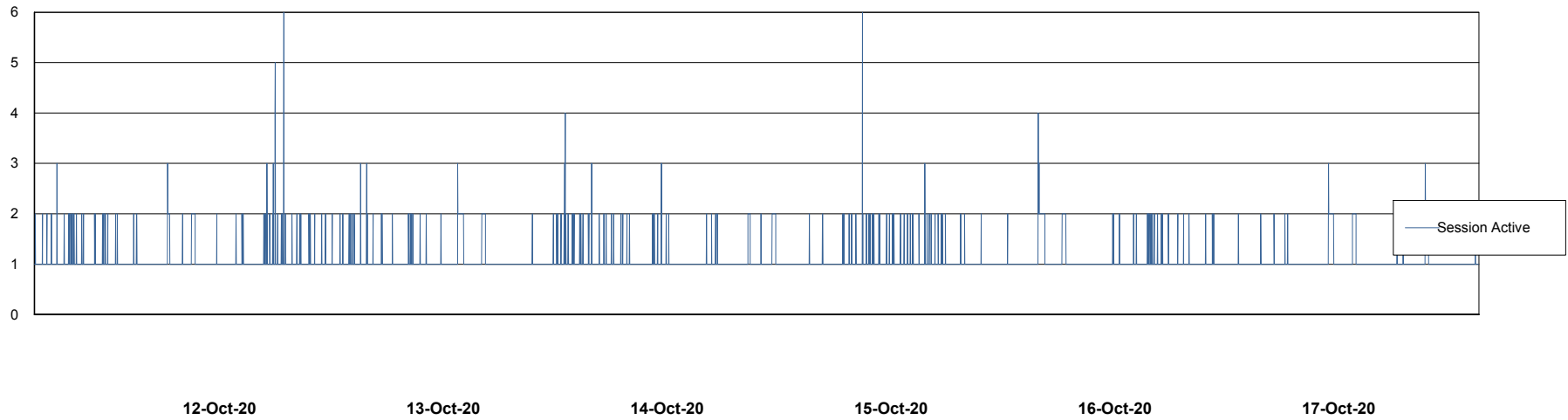
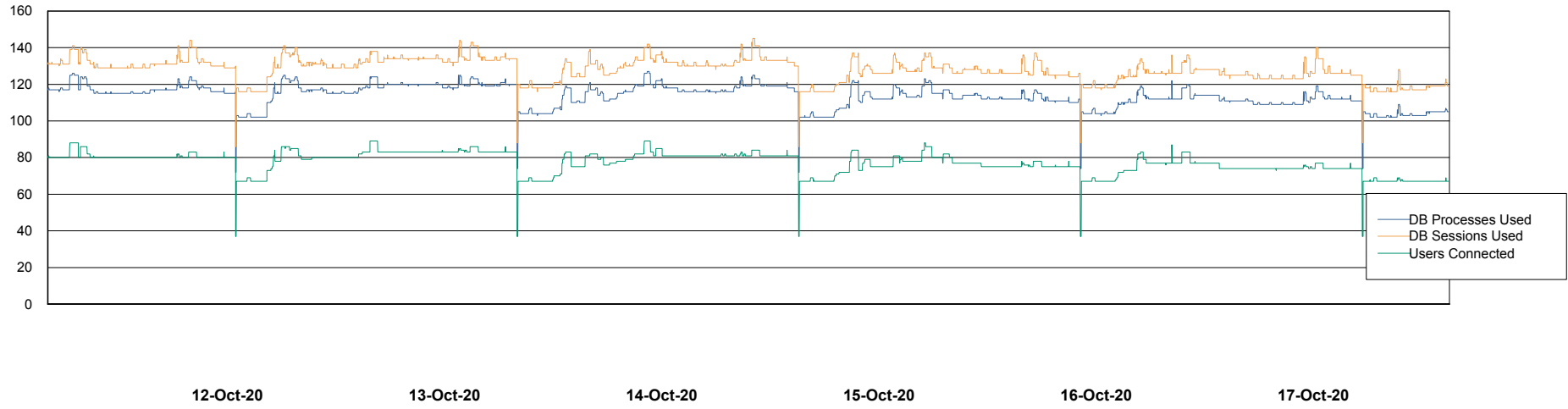
	Free disk space on c: (%)	Total disk space on c: (Gb)	Free disk space on d: (%)	Total disk space on d: (Gb)	Free disk space on e: (%)	Total disk space on e: (Gb)	Free disk space on f: (%)	Total disk space on f: (Gb)
17-Oct-20	26	78	73	479	27	550	68	800
16-Oct-20	26	78	73	479	27	550	68	800
15-Oct-20	26	78	73	479	27	550	68	800
14-Oct-20	26	78	73	479	27	550	68	800
13-Oct-20	26	78	73	479	27	550	68	800
12-Oct-20	26	78	73	479	27	550	68	800
11-Oct-20	26	78	73	479	27	550	68	800

Weekly SLA Customer Report

Customer DFD Production
Database ID 39



Database Performance DFDDDB_Production

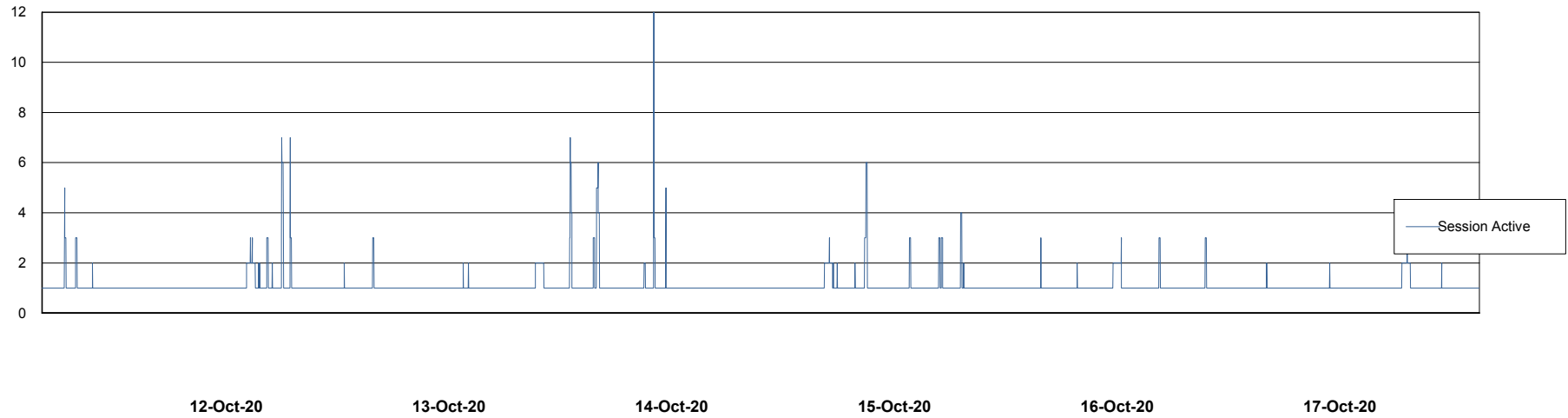
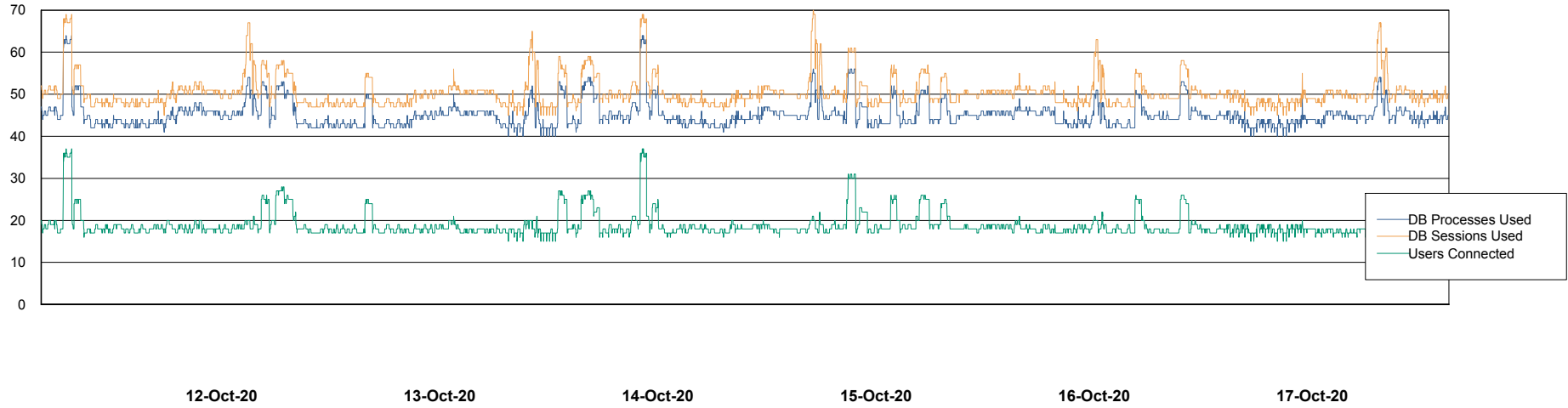


Weekly SLA Customer Report

Customer DFD Production
Database ID 39



Database Performance DFDDDBI_Production



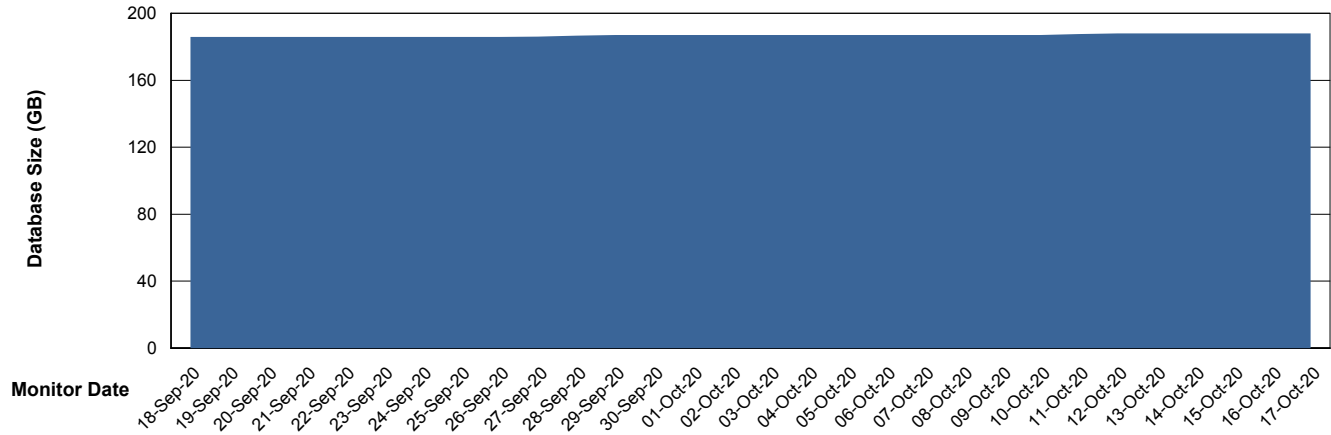
Weekly SLA Customer Report

Customer DFD Production
Database ID 39



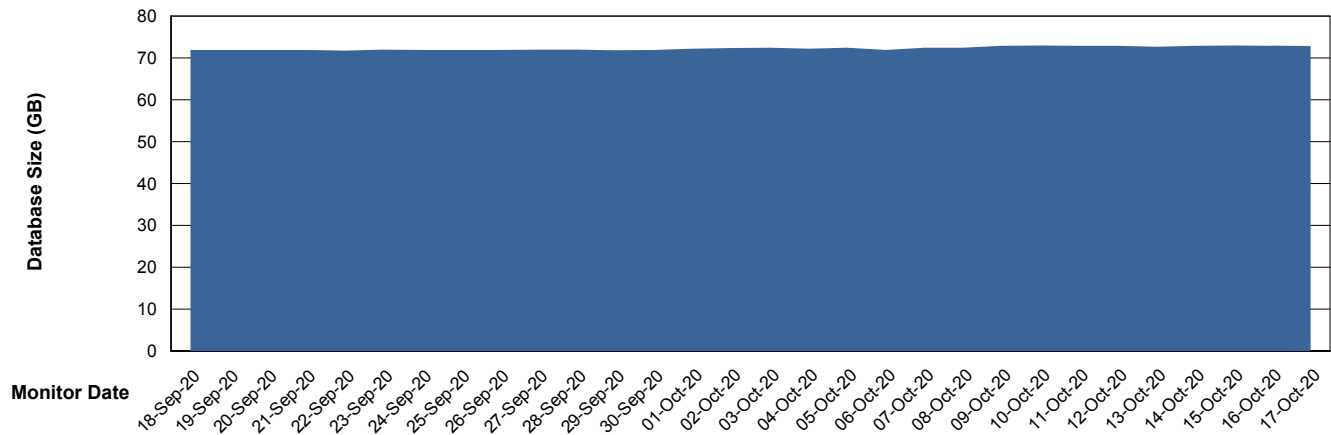
DATABASE SIZE DFDDDB_Production

Database growth over last month



DATABASE SIZE DFDDDBI_Production

Database growth over last month



Weekly SLA Customer Report

Customer DFD Production
Database ID 39



Database Tablespace		DFDDB_Production		
Date	Tablespace Name	Filesize (Gb)	Usedsize (Gb)	Percentage free
17-Oct-20	ABSDATA	75	61	19
	INDX	151	124	18
16-Oct-20	ABSDATA	75	61	19
	INDX	151	124	18
15-Oct-20	ABSDATA	75	61	19
	INDX	151	124	18
14-Oct-20	ABSDATA	75	61	19
	INDX	151	124	18
13-Oct-20	ABSDATA	75	61	19
	INDX	151	124	18
12-Oct-20	ABSDATA	75	61	19
	INDX	151	124	18
11-Oct-20	ABSDATA	75	61	19
	INDX	151	124	18

Weekly SLA Customer Report

Customer DFD Production
 Database ID 39



Database Tablespace DFDDDBI_Production

Date	Tablespace Name	Filesize (Gb)	Usedsize (Gb)	Percentage free
17-Oct-20	ABSDATA	41	35	15
	INDX	39	32	18
16-Oct-20	ABSDATA	41	35	15
	INDX	39	32	18
15-Oct-20	ABSDATA	41	35	15
	INDX	39	32	18
14-Oct-20	ABSDATA	41	35	15
	INDX	39	32	18
13-Oct-20	ABSDATA	41	35	15
	INDX	39	32	18
12-Oct-20	ABSDATA	41	35	15
	INDX	39	32	18
11-Oct-20	ABSDATA	41	35	15
	INDX	39	32	18

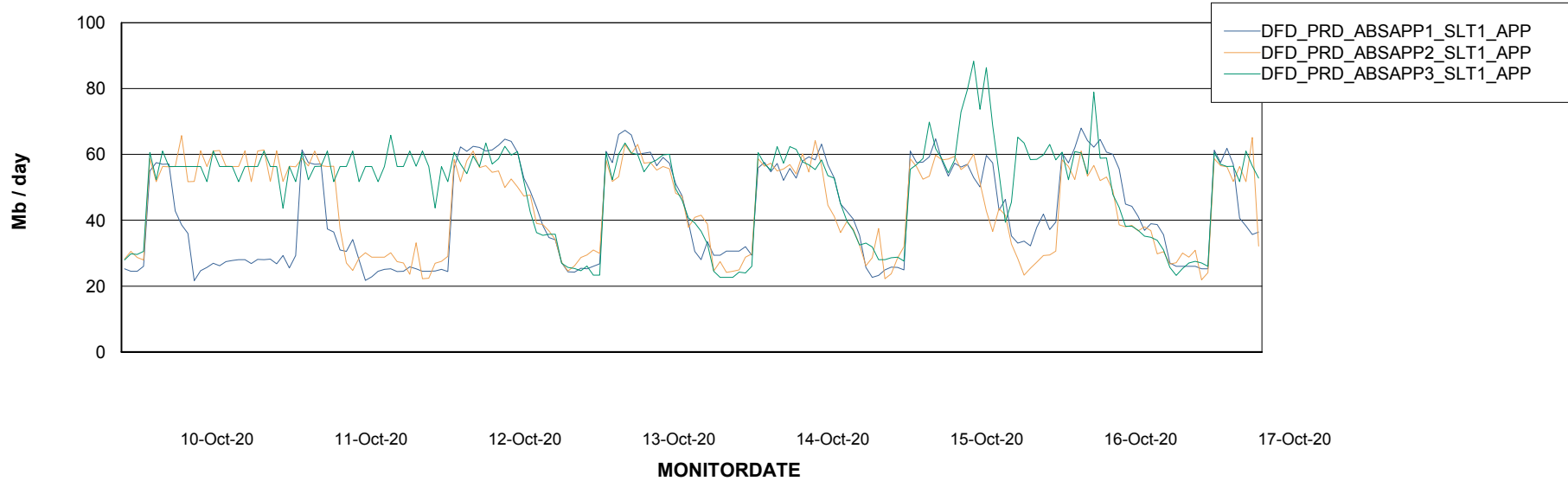
Weekly SLA Customer Report

Customer DFD Production
Database ID 39

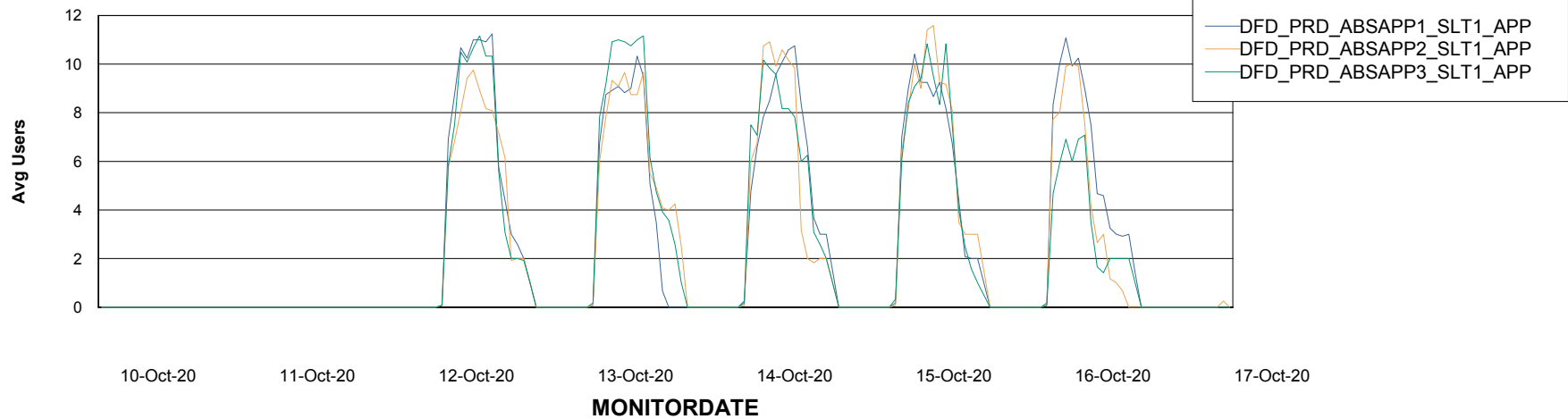


ABSSolute Application Server Services

Avg memory used per ABS Server Service



Avg users per day per ABS server



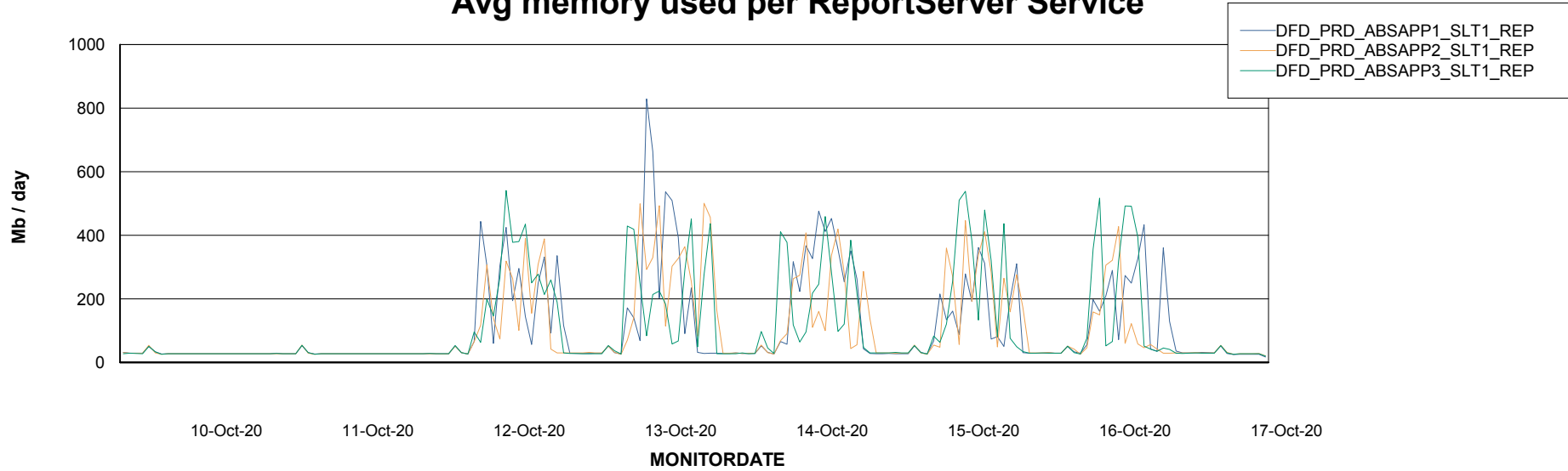
Weekly SLA Customer Report

Customer DFD Production
Database ID 39



ABSSolute Application ReportServer Services

Avg memory used per ReportServer Service



Disaster per ABS component

