

Weekly SLA Customer Report

Customer KLA_Production
Database ID 65



Harddisk Usage KLAHQORA03

	Free disk space on c: (%)	Total disk space on c: (Gb)	Free disk space on d: (%)	Total disk space on d: (Gb)
03-Oct-20	43	150	57	250
02-Oct-20	44	150	57	250
01-Oct-20	44	150	57	250
30-Sep-20	44	150	57	250
29-Sep-20	44	150	57	250
28-Sep-20	44	150	57	250
27-Sep-20	44	150	57	250

Harddisk Usage KLA_STB

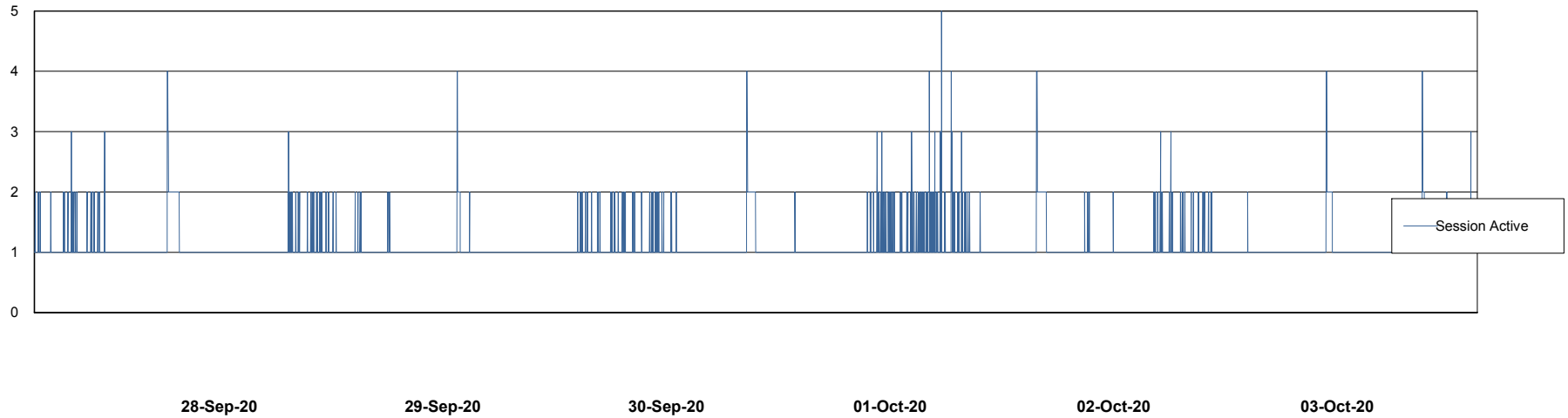
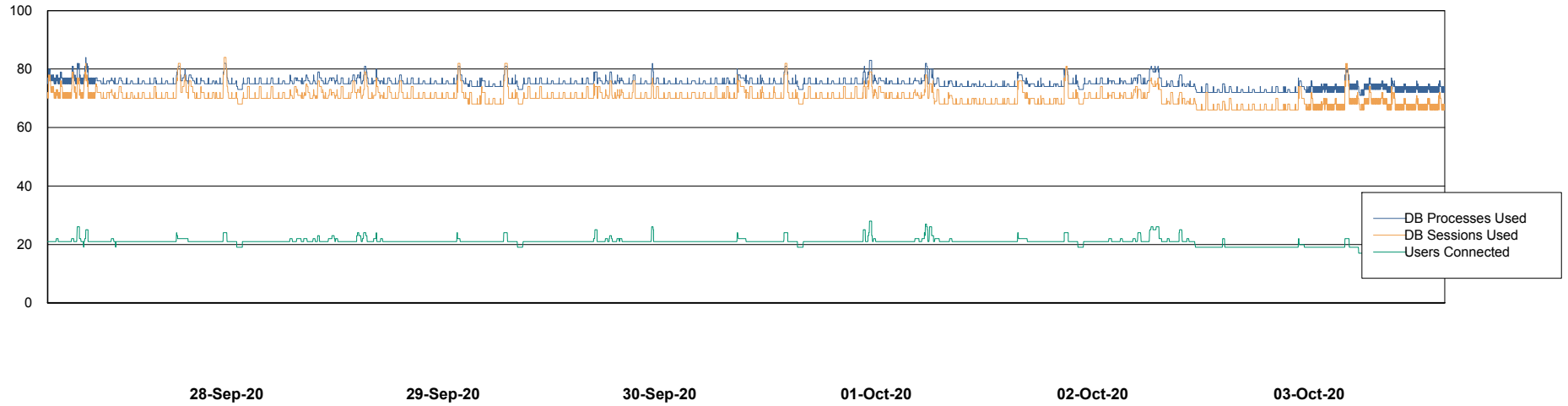
	Free disk space on c: (%)	Total disk space on c: (Gb)	Free disk space on d: (%)	Total disk space on d: (Gb)
03-Oct-20	11	250	22	200
02-Oct-20	11	250	22	200
01-Oct-20	7	250	22	200
30-Sep-20	7	250	22	200
29-Sep-20	8	250	22	200
28-Sep-20	9	250	22	200
27-Sep-20	9	250	22	200

Weekly SLA Customer Report

Customer KLA_Production
Database ID 65



Database Performance KLADB_Production

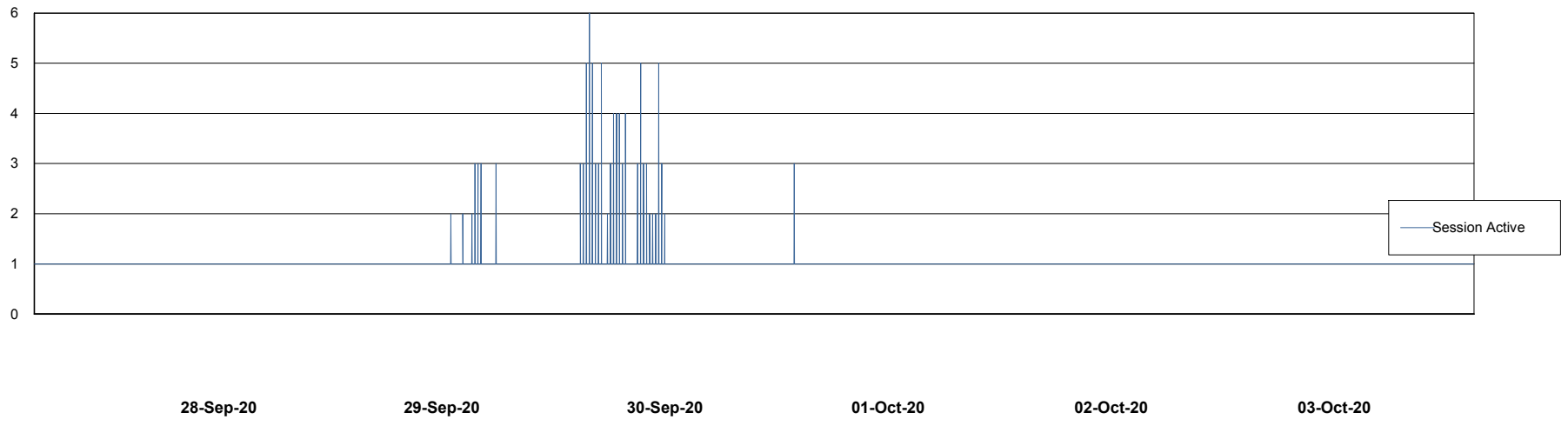
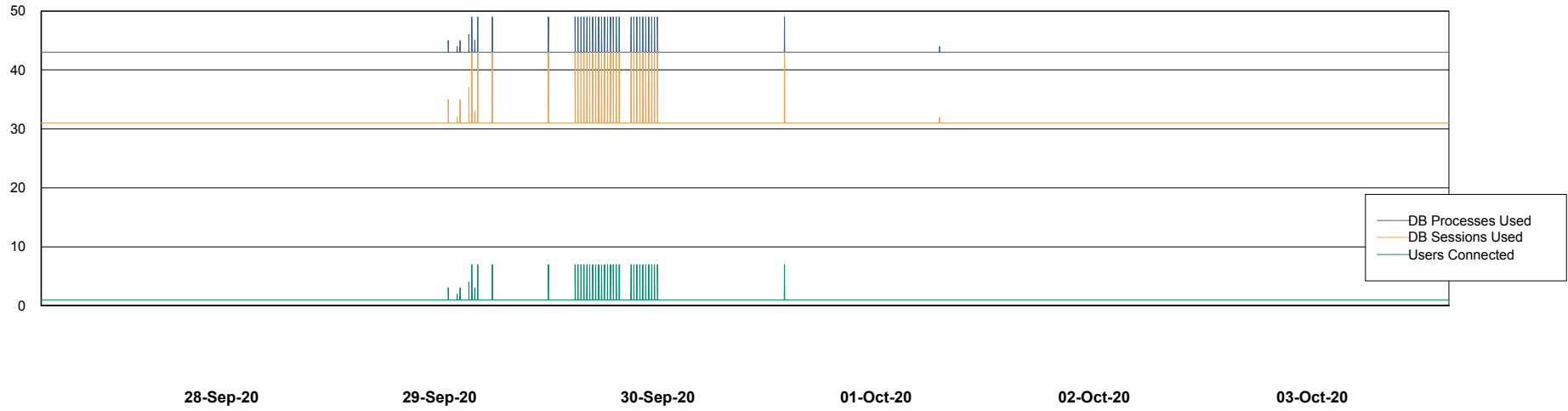


Weekly SLA Customer Report

Customer KLA_Production
Database ID 65



Database Performance KLADB_Standby



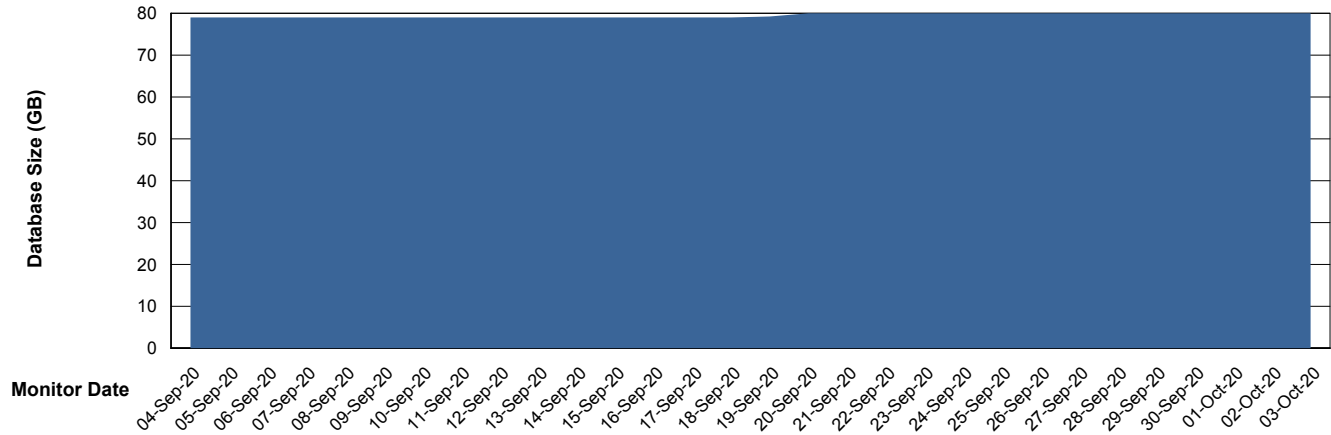
Weekly SLA Customer Report

Customer KLA_Production
 Database ID 65



DATABASE SIZE KLADB_Production

Database growth over last month



Database Tablespace KLADB_Production

Date	Tablespace Name	Filesize (Gb)	Usedsize (Gb)	Percentage free
03-Oct-20	ABSDATA	48	40	17
	INDX	45	36	20
02-Oct-20	ABSDATA	48	40	17
	INDX	45	36	20
01-Oct-20	ABSDATA	48	40	17
	INDX	45	36	20
30-Sep-20	ABSDATA	48	40	17
	INDX	45	36	20
29-Sep-20	ABSDATA	48	40	17
	INDX	45	36	20
28-Sep-20	ABSDATA	48	40	17
	INDX	45	36	20
27-Sep-20	ABSDATA	48	40	17
	INDX	45	36	20

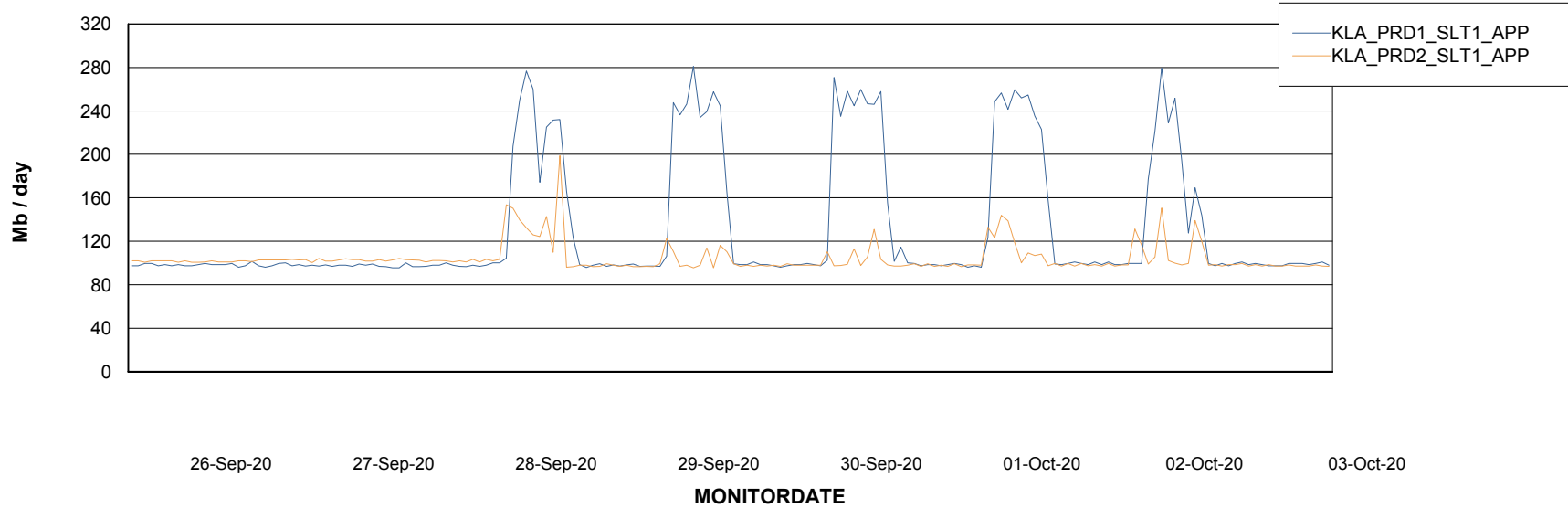
Weekly SLA Customer Report

Customer KLA_Production
Database ID 65

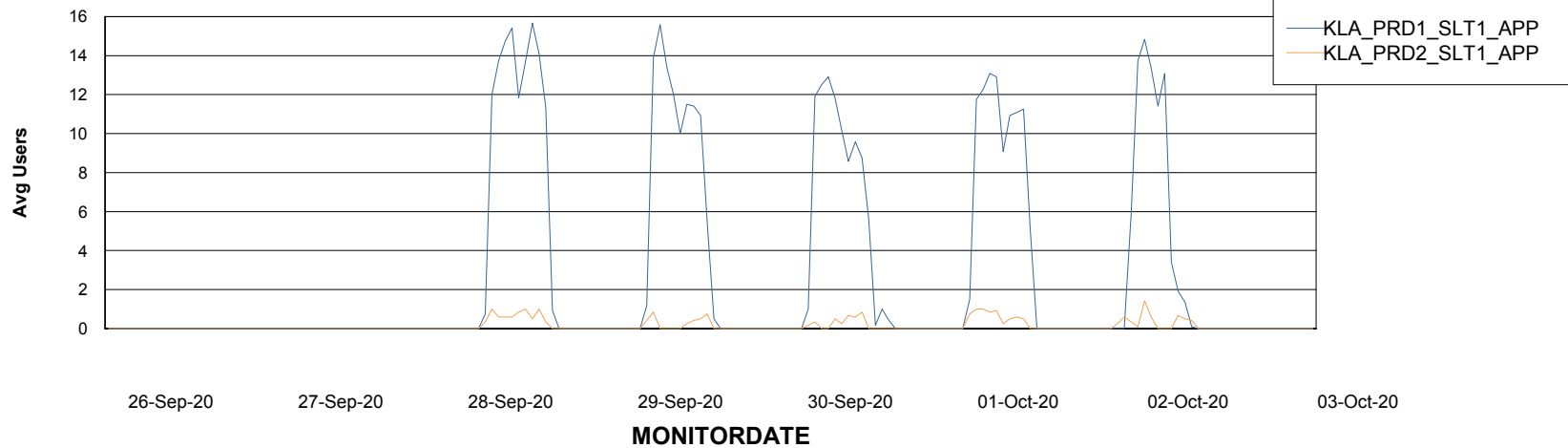


ABSSolute Application Server Services

Avg memory used per ABS Server Service



Avg users per day per ABS server



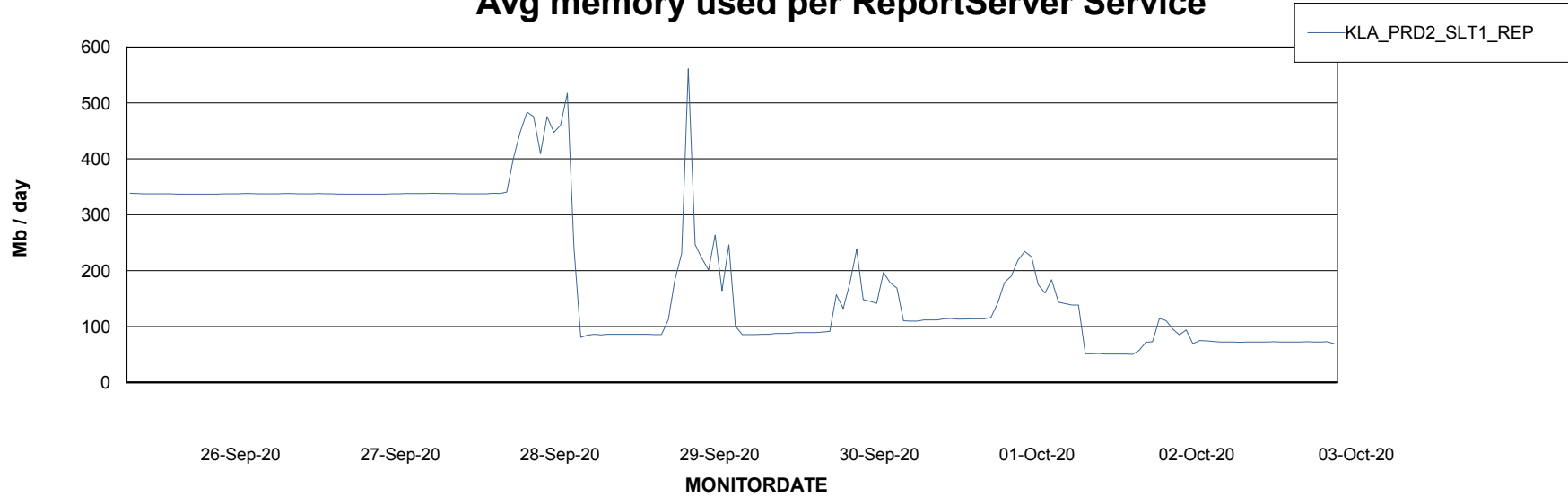
Weekly SLA Customer Report

Customer KLA_Production
Database ID 65



ABSSolute Application ReportServer Services

Avg memory used per ReportServer Service



Disaster per ABS component

