

# Weekly SLA Customer Report

Customer PCO Production  
Database ID 44



## Harddisk Usage PCO\_PRD\_ORACLE1

	Free disk space on c: (%)	Total disk space on c: (Gb)	Free disk space on d: (%)	Total disk space on d: (Gb)
12-Sep-20	76	447	46	1,676
11-Sep-20	76	447	47	1,676
10-Sep-20	76	447	47	1,676
09-Sep-20	76	447	47	1,676
08-Sep-20	76	447	47	1,676
07-Sep-20	76	447	47	1,676
06-Sep-20	76	447	47	1,676

## Harddisk Usage PCO\_PRD\_ORACLE2

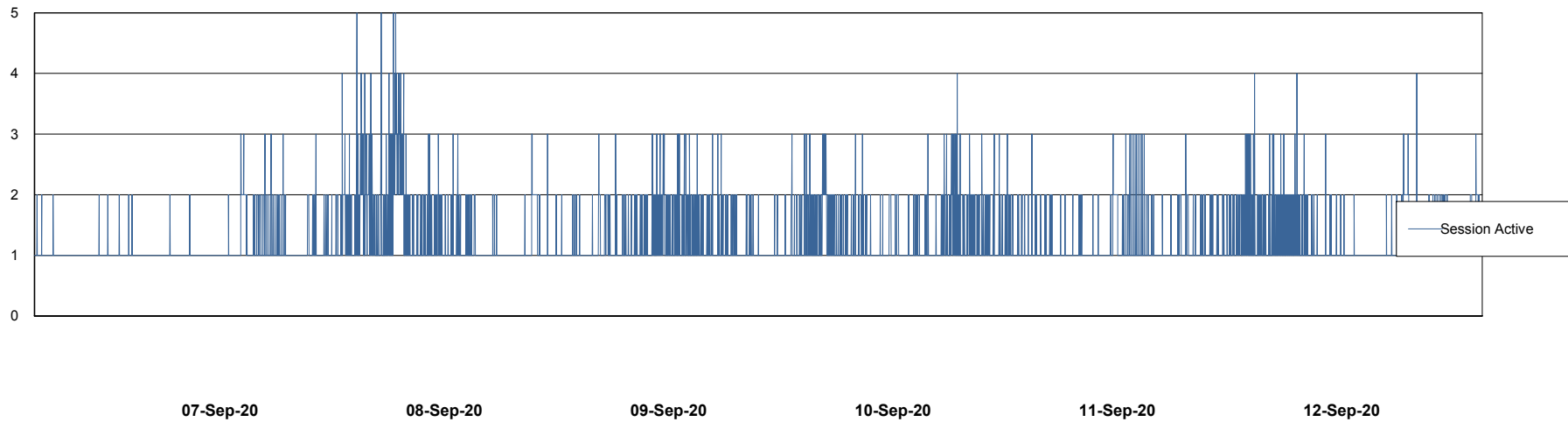
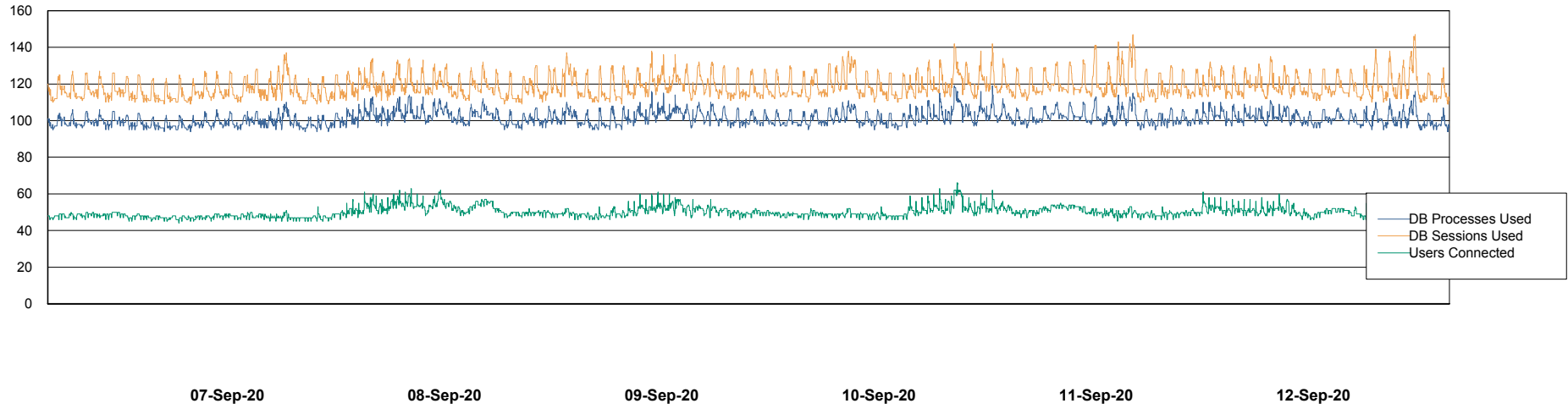
	Free disk space on c: (%)	Total disk space on c: (Gb)	Free disk space on d: (%)	Total disk space on d: (Gb)
12-Sep-20	75	279	19	838
11-Sep-20	75	279	19	838
10-Sep-20	74	279	19	838
09-Sep-20	74	279	19	838
08-Sep-20	74	279	19	838
07-Sep-20	74	279	19	838
06-Sep-20	74	279	19	838

# Weekly SLA Customer Report

Customer PCO Production  
Database ID 44



## Database Performance PCODB\_Production

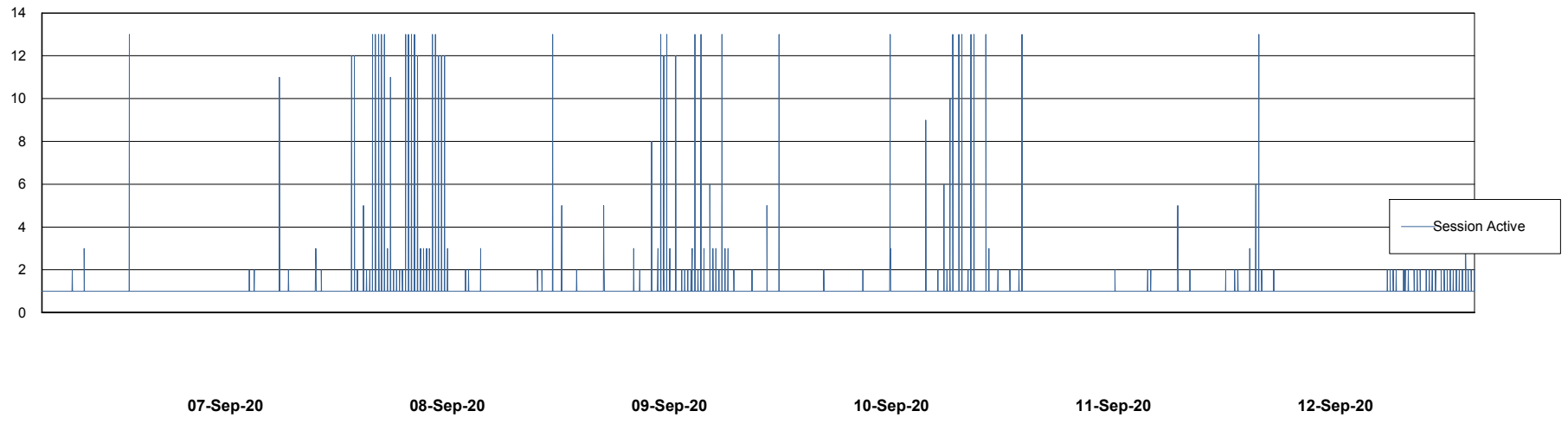
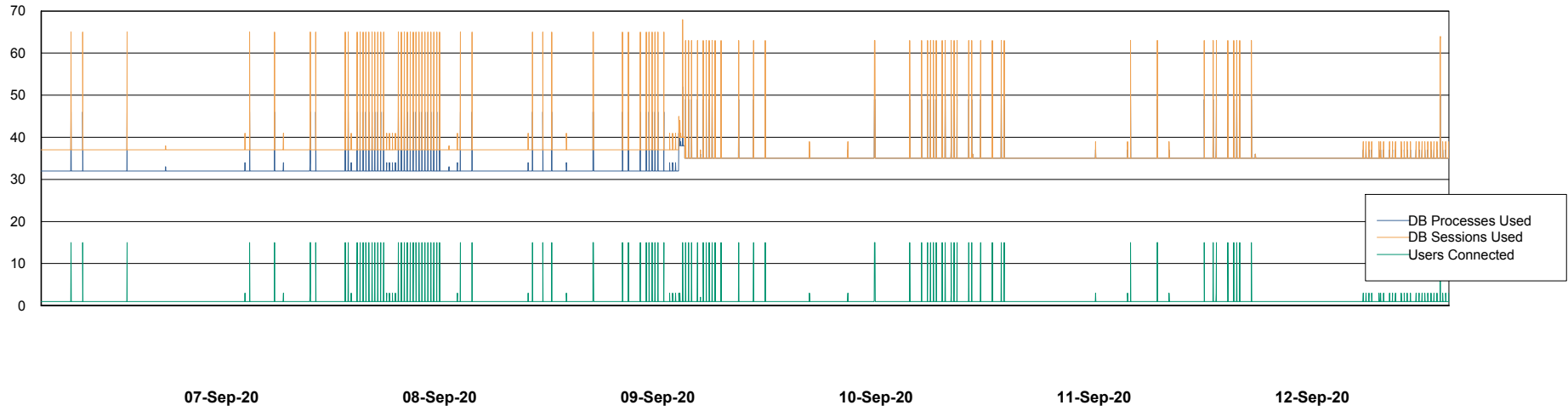


# Weekly SLA Customer Report

Customer PCO Production  
Database ID 44



## Database Performance PCODB\_Standby



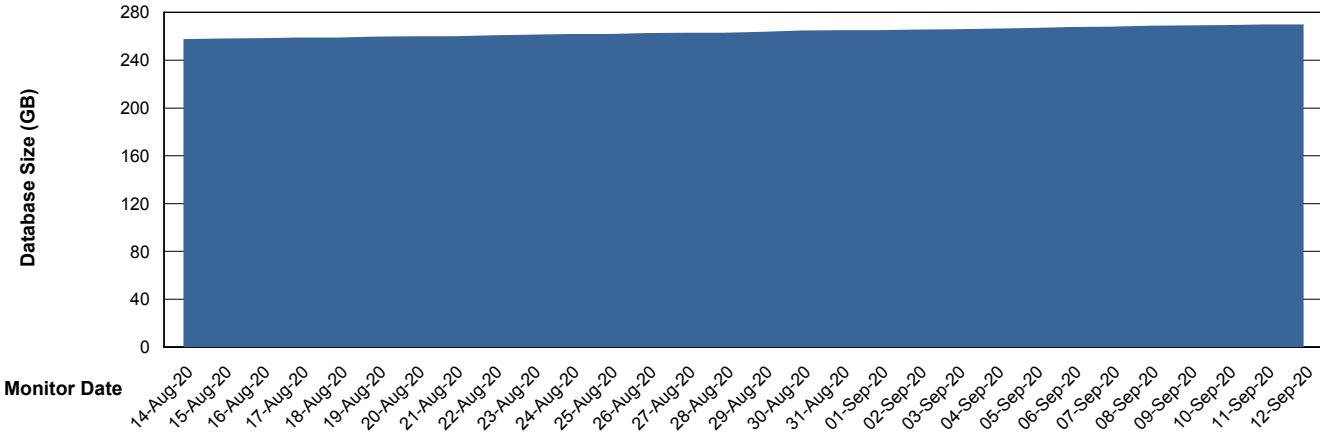
# Weekly SLA Customer Report

Customer PCO Production  
 Database ID 44



**DATABASE SIZE** PCODB\_Production

**Database growth over last month**



**Database Tablespace** PCODB\_Production

Date	Tablespace Name	Filesize (Gb)	Usedsize (Gb)	Percentage free
12-Sep-20	ABSDATA	238	101	58
	INDX	329	149	55
11-Sep-20	ABSDATA	238	101	58
	INDX	329	149	55
10-Sep-20	ABSDATA	238	100	58
	INDX	329	149	55
09-Sep-20	ABSDATA	238	100	58
	INDX	329	149	55
08-Sep-20	ABSDATA	238	100	58
	INDX	329	148	55
07-Sep-20	ABSDATA	238	100	58
	INDX	329	148	55
06-Sep-20	ABSDATA	238	100	58
	INDX	329	148	55

# Weekly SLA Customer Report

Customer PCO Production  
Database ID 44



Standby Database Health      PCO Production

## Recovery lag for last 7 days

