

# Weekly SLA Customer Report

Customer DFD Production  
Database ID 39



## Harddisk Usage DFD\_PRD\_ABSAPP1

	Free disk space on c: (%)	Total disk space on c: (Gb)
12-Sep-20	19	90
11-Sep-20	19	90
10-Sep-20	20	90
09-Sep-20	20	90
08-Sep-20	20	90
07-Sep-20	20	90
06-Sep-20	20	90

## Harddisk Usage DFD\_PRD\_ABSAPP2

	Free disk space on c: (%)	Total disk space on c: (Gb)
12-Sep-20	44	100
11-Sep-20	44	100
10-Sep-20	44	100
09-Sep-20	44	100
08-Sep-20	44	100
07-Sep-20	44	100
06-Sep-20	44	100

# Weekly SLA Customer Report

Customer DFD Production  
Database ID 39



Harddisk Usage DFD\_PRD\_ABSAPP3

	Free disk space on c: (%)	Total disk space on c: (Gb)
12-Sep-20	19	70
11-Sep-20	19	70
10-Sep-20	19	70
09-Sep-20	19	70
08-Sep-20	19	70
07-Sep-20	20	70
06-Sep-20	20	70

Harddisk Usage DFD\_PRD\_BI1

	Free disk space on c: (%)	Total disk space on c: (Gb)	Free disk space on e: (%)	Total disk space on e: (Gb)
12-Sep-20	18	150	23	200
11-Sep-20	18	150	23	200
10-Sep-20	18	150	23	200
09-Sep-20	18	150	23	200
08-Sep-20	18	150	23	200
07-Sep-20	19	150	23	200
06-Sep-20	19	150	23	200

# Weekly SLA Customer Report

Customer DFD Production  
 Database ID 39



Harddisk Usage DFD\_PRD\_ORACLE1

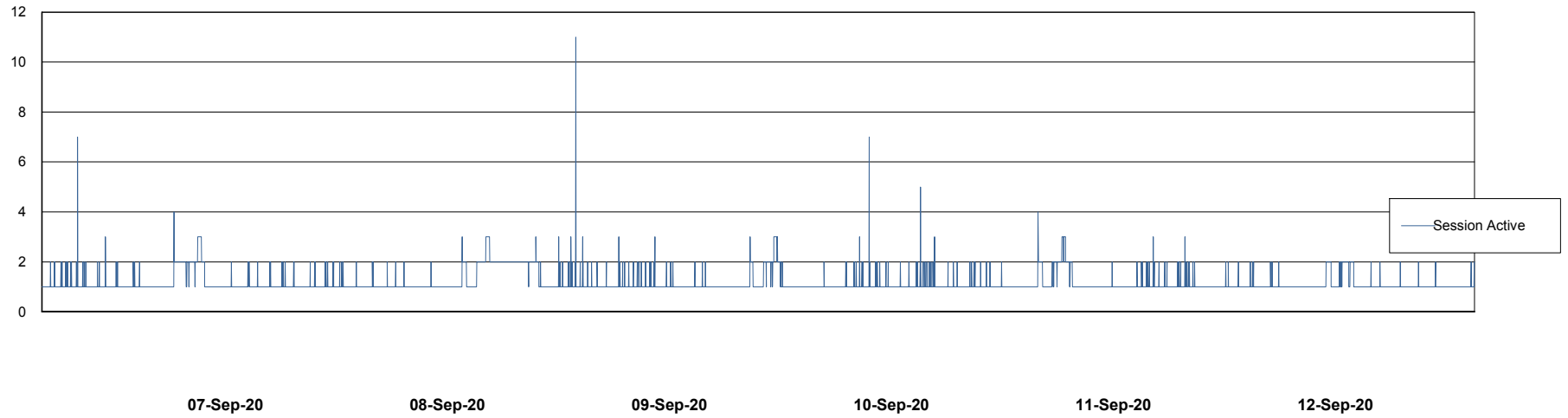
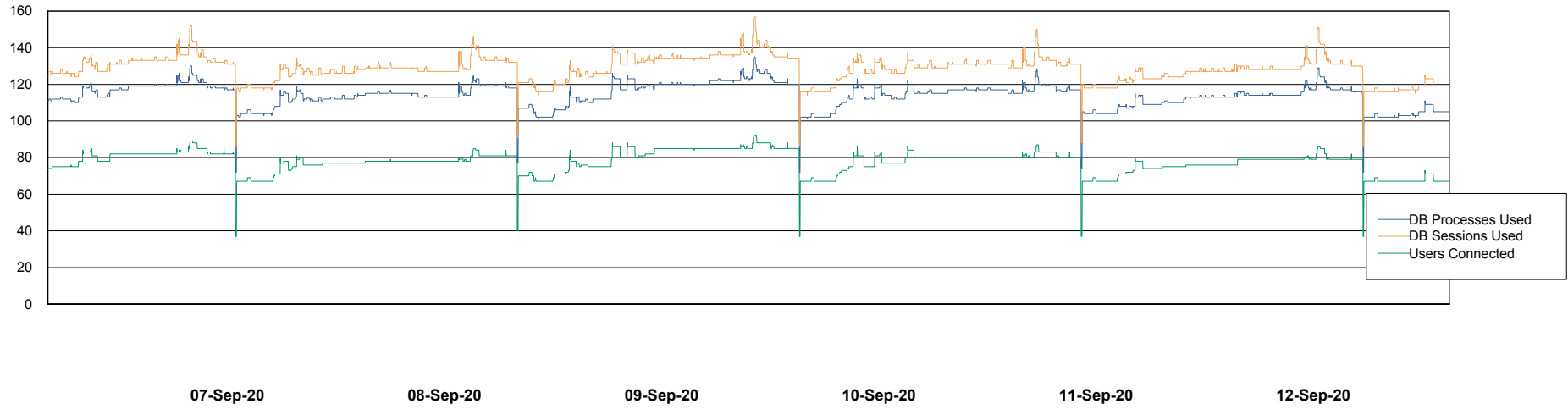
	Free disk space on c: (%)	Total disk space on c: (Gb)	Free disk space on d: (%)	Total disk space on d: (Gb)	Free disk space on e: (%)	Total disk space on e: (Gb)	Free disk space on f: (%)	Total disk space on f: (Gb)
12-Sep-20	26	78	72	479	28	550	68	800
11-Sep-20	26	78	72	479	28	550	68	800
10-Sep-20	26	78	72	479	28	550	68	800
09-Sep-20	26	78	72	479	28	550	68	800
08-Sep-20	26	78	72	479	28	550	68	800
07-Sep-20	26	78	72	479	28	550	68	800
06-Sep-20	26	78	72	479	28	550	68	800

# Weekly SLA Customer Report

Customer DFD Production  
Database ID 39



## Database Performance DFDDDB\_Production

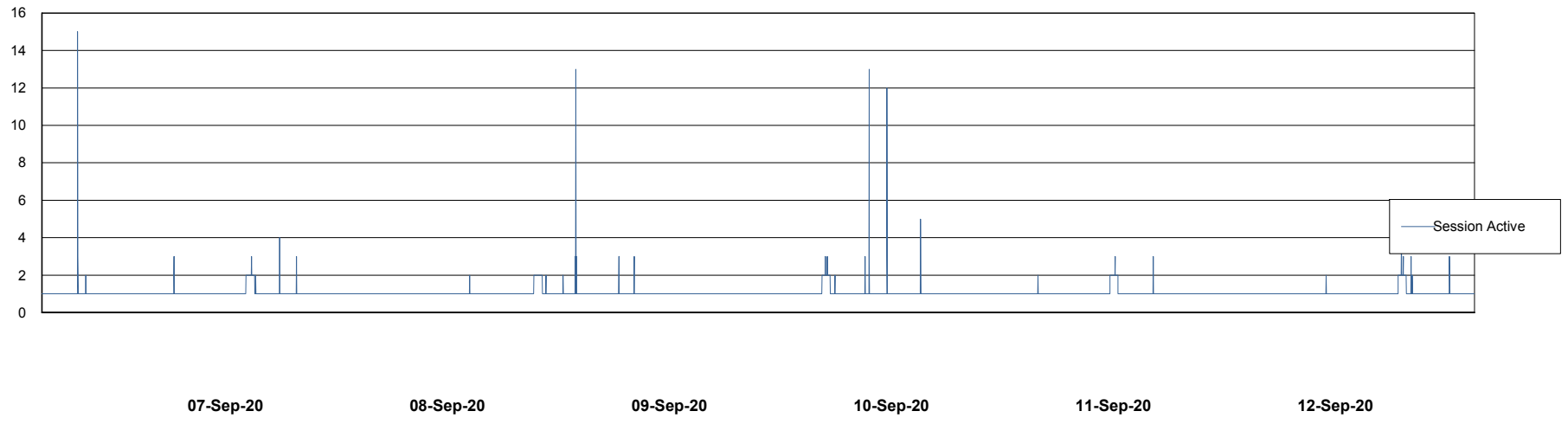
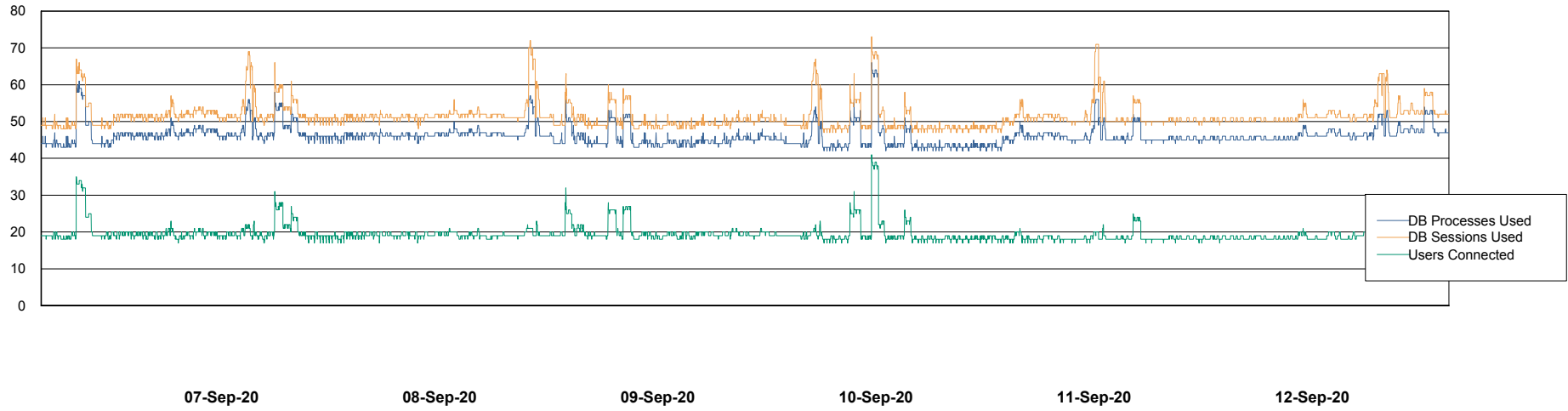


# Weekly SLA Customer Report

Customer DFD Production  
Database ID 39



## Database Performance DFDDDBBI\_Production



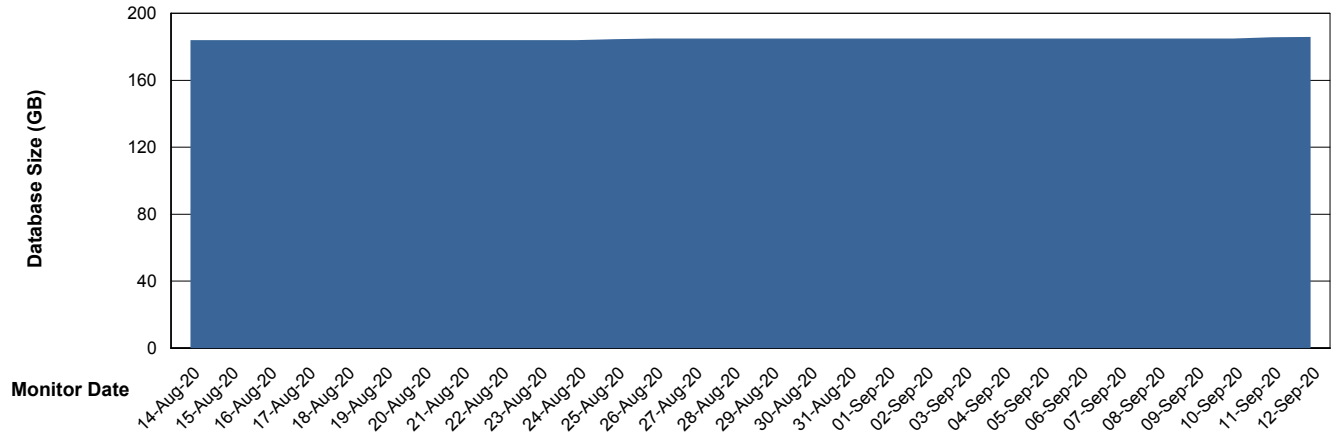
# Weekly SLA Customer Report

Customer DFD Production  
Database ID 39



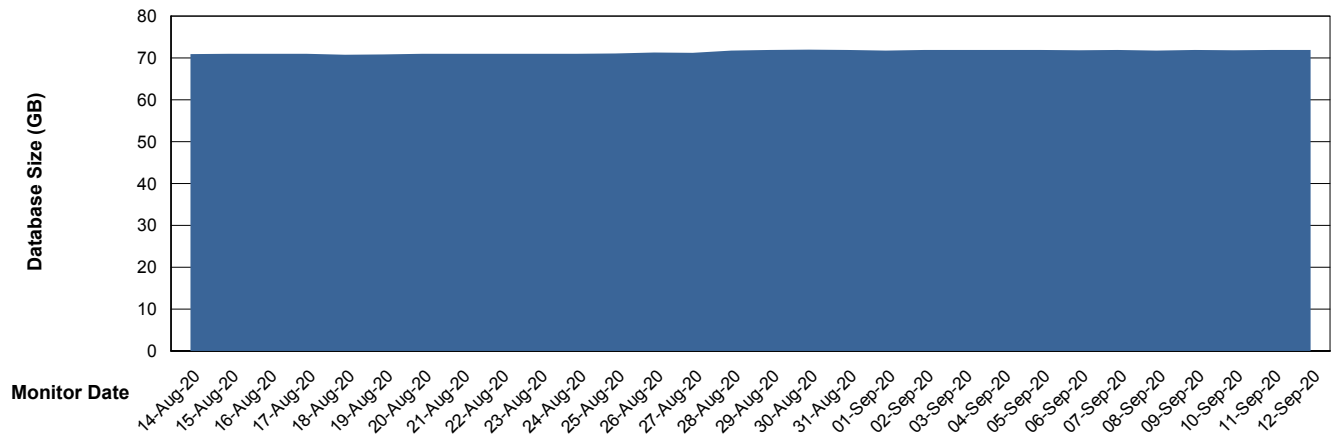
DATABASE SIZE DFDDDB\_Production

### Database growth over last month



DATABASE SIZE DFDDDBI\_Production

### Database growth over last month



# Weekly SLA Customer Report

Customer DFD Production  
Database ID 39



Database Tablespace		DFDDB_Production		
Date	Tablespace Name	Filesize (Gb)	Usedsize (Gb)	Percentage free
12-Sep-20	ABSDATA	75	60	20
	INDX	151	122	19
11-Sep-20	ABSDATA	75	60	20
	INDX	151	122	19
10-Sep-20	ABSDATA	75	60	20
	INDX	151	122	19
09-Sep-20	ABSDATA	75	60	20
	INDX	151	122	19
08-Sep-20	ABSDATA	75	60	20
	INDX	151	122	19
07-Sep-20	ABSDATA	75	60	20
	INDX	151	122	19
06-Sep-20	ABSDATA	75	60	20
	INDX	151	122	19

# Weekly SLA Customer Report

Customer DFD Production  
 Database ID 39



Database Tablespace DFDDDBI\_Production

Date	Tablespace Name	Filesize (Gb)	Usedsize (Gb)	Percentage free
12-Sep-20	ABSDATA	41	35	15
	INDX	39	32	18
11-Sep-20	ABSDATA	41	35	15
	INDX	39	32	18
10-Sep-20	ABSDATA	41	35	15
	INDX	39	32	18
09-Sep-20	ABSDATA	41	34	17
	INDX	39	32	18
08-Sep-20	ABSDATA	41	34	17
	INDX	39	32	18
07-Sep-20	ABSDATA	41	34	17
	INDX	39	32	18
06-Sep-20	ABSDATA	41	34	17
	INDX	39	32	18

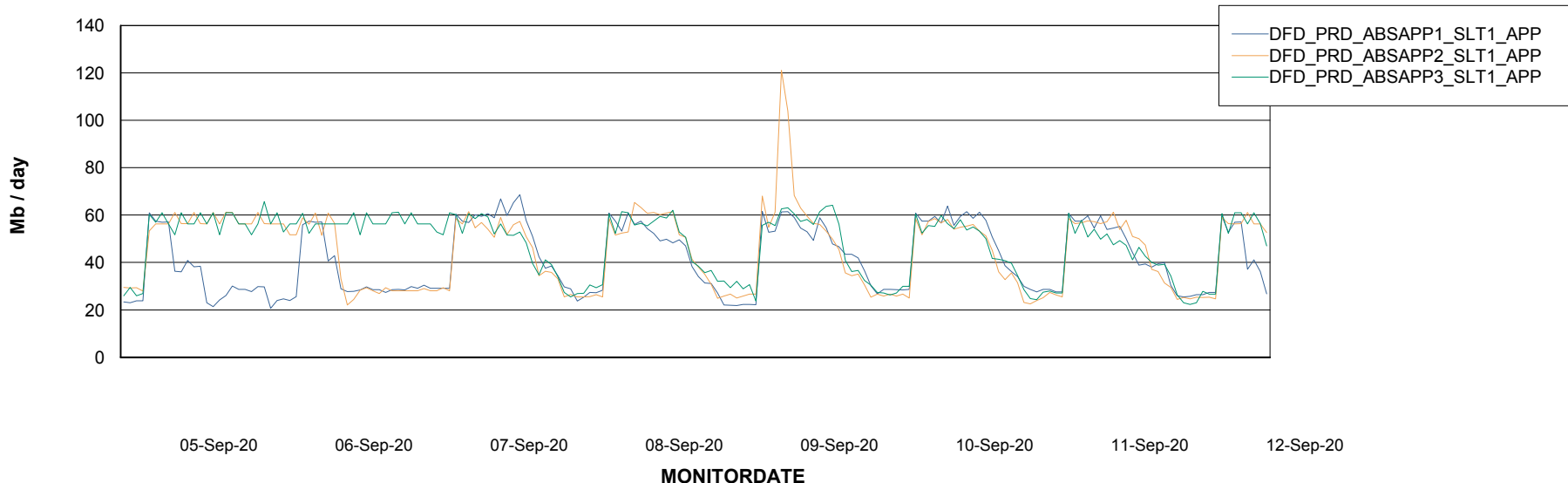
# Weekly SLA Customer Report

Customer DFD Production  
Database ID 39

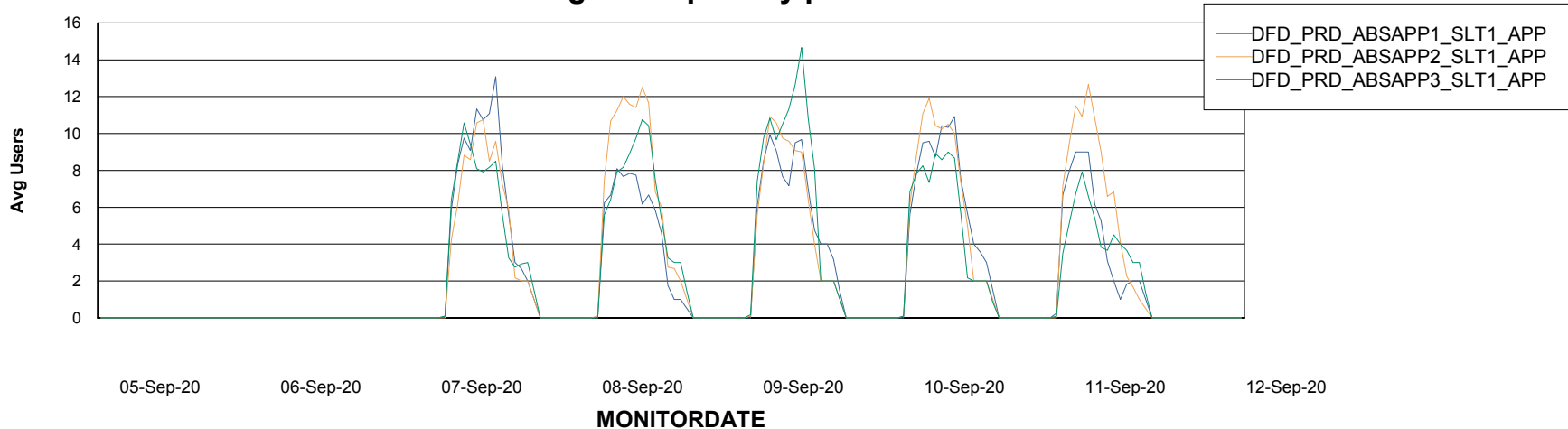


## ABSSolute Application Server Services

### Avg memory used per ABS Server Service



### Avg users per day per ABS server



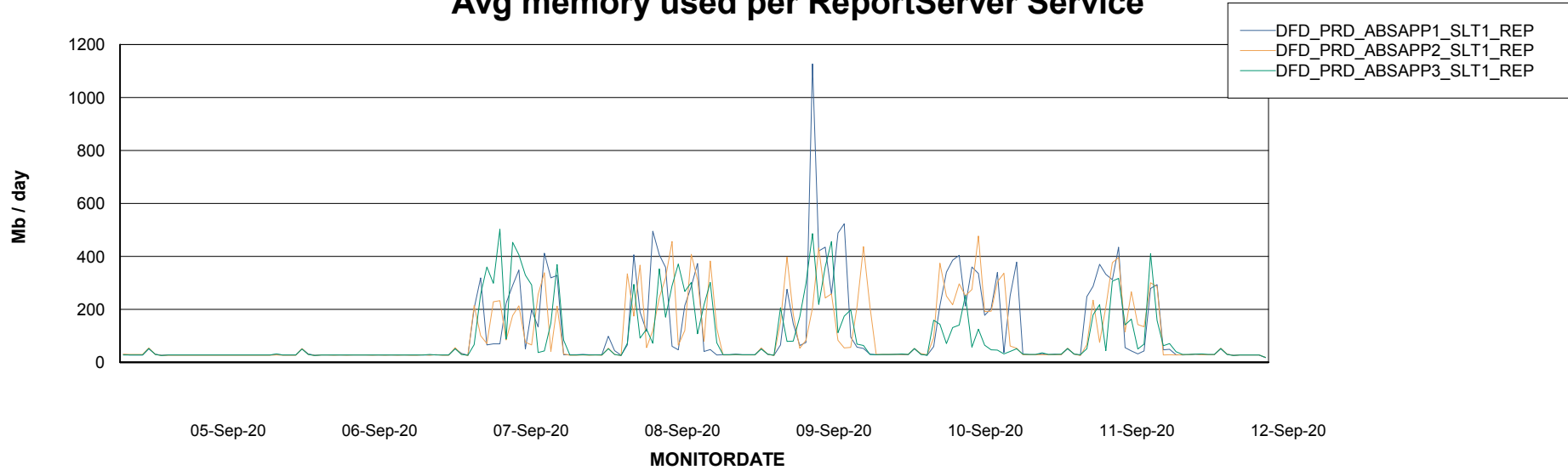
# Weekly SLA Customer Report

Customer DFD Production  
Database ID 39



## ABSSolute Application ReportServer Services

### Avg memory used per ReportServer Service



### Disaster per ABS component

