

Weekly SLA Customer Report

Customer DFD Production
 Database ID 39



Harddisk Usage DFD_PRD_ABSAPP1

	Free disk space on c: (%)	Total disk space on c: (Gb)
29-Aug-20	20	90
28-Aug-20	20	90
27-Aug-20	20	90
26-Aug-20	20	90
25-Aug-20	20	90
24-Aug-20	20	90
23-Aug-20	20	90

Harddisk Usage DFD_PRD_ABSAPP2

	Free disk space on c: (%)	Total disk space on c: (Gb)
29-Aug-20	44	100
28-Aug-20	44	100
27-Aug-20	44	100
26-Aug-20	45	100
25-Aug-20	45	100
24-Aug-20	45	100
23-Aug-20	45	100

Weekly SLA Customer Report

Customer DFD Production
Database ID 39



Harddisk Usage DFD_PRD_ABSAPP3

	Free disk space on c: (%)	Total disk space on c: (Gb)
29-Aug-20	20	70
28-Aug-20	20	70
27-Aug-20	20	70
26-Aug-20	20	70
25-Aug-20	20	70
24-Aug-20	20	70
23-Aug-20	20	70

Harddisk Usage DFD_PRD_BI1

	Free disk space on c: (%)	Total disk space on c: (Gb)	Free disk space on e: (%)	Total disk space on e: (Gb)
29-Aug-20	19	150	23	200
28-Aug-20	19	150	23	200
27-Aug-20	19	150	23	200
26-Aug-20	19	150	23	200
25-Aug-20	19	150	23	200
24-Aug-20	19	150	23	200
23-Aug-20	19	150	23	200

Weekly SLA Customer Report

Customer DFD Production
Database ID 39



Harddisk Usage DFD_PRD_ORACLE1

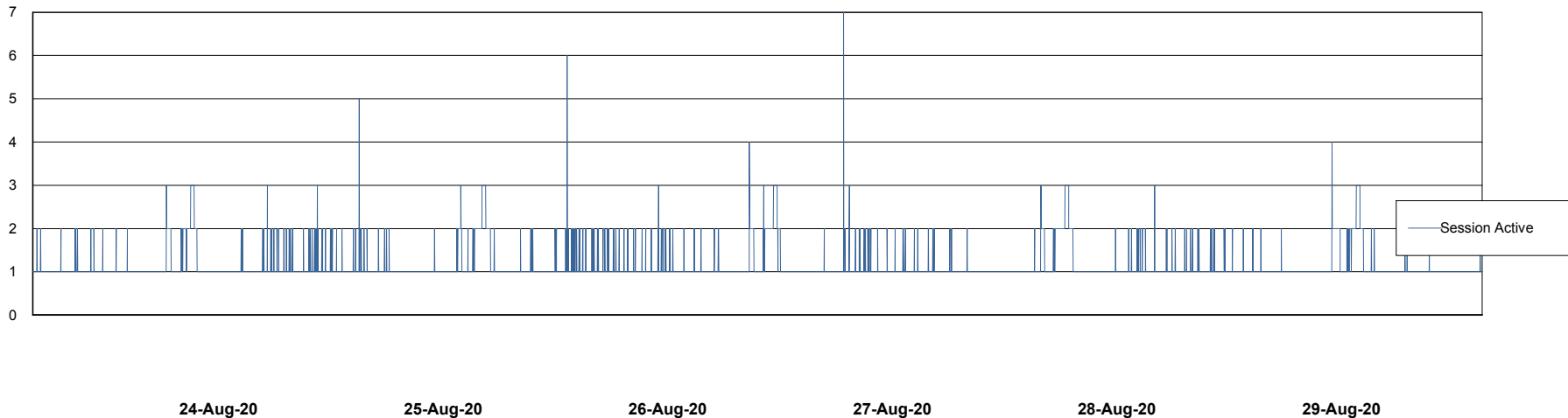
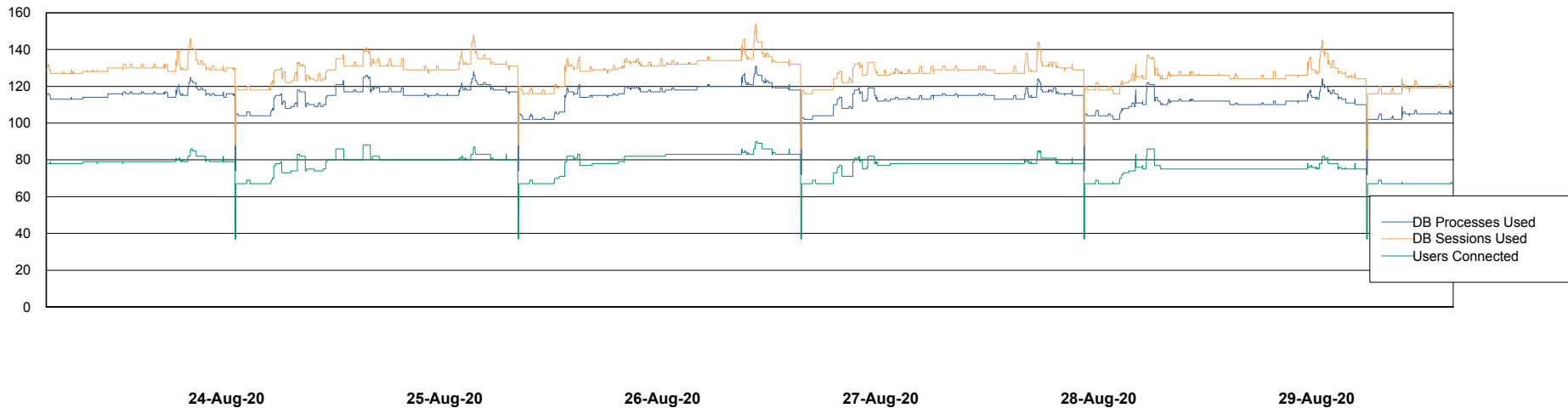
	Free disk space on c: (%)	Total disk space on c: (Gb)	Free disk space on d: (%)	Total disk space on d: (Gb)	Free disk space on e: (%)	Total disk space on e: (Gb)	Free disk space on f: (%)	Total disk space on f: (Gb)
29-Aug-20	26	78	72	479	28	550	68	800
28-Aug-20	26	78	72	479	28	550	68	800
27-Aug-20	26	78	72	479	28	550	68	800
26-Aug-20	26	78	72	479	28	550	68	800
25-Aug-20	26	78	72	479	28	550	68	800
24-Aug-20	26	78	72	479	28	550	68	800
23-Aug-20	26	78	72	479	28	550	68	800

Weekly SLA Customer Report

Customer DFD Production
Database ID 39



Database Performance DFDDDB_Production

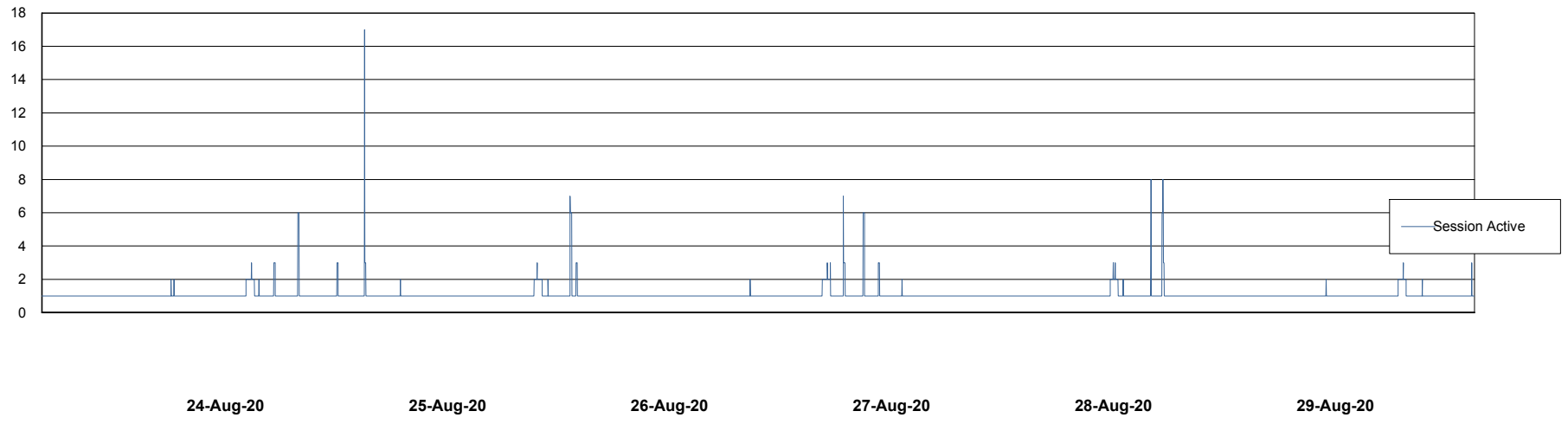
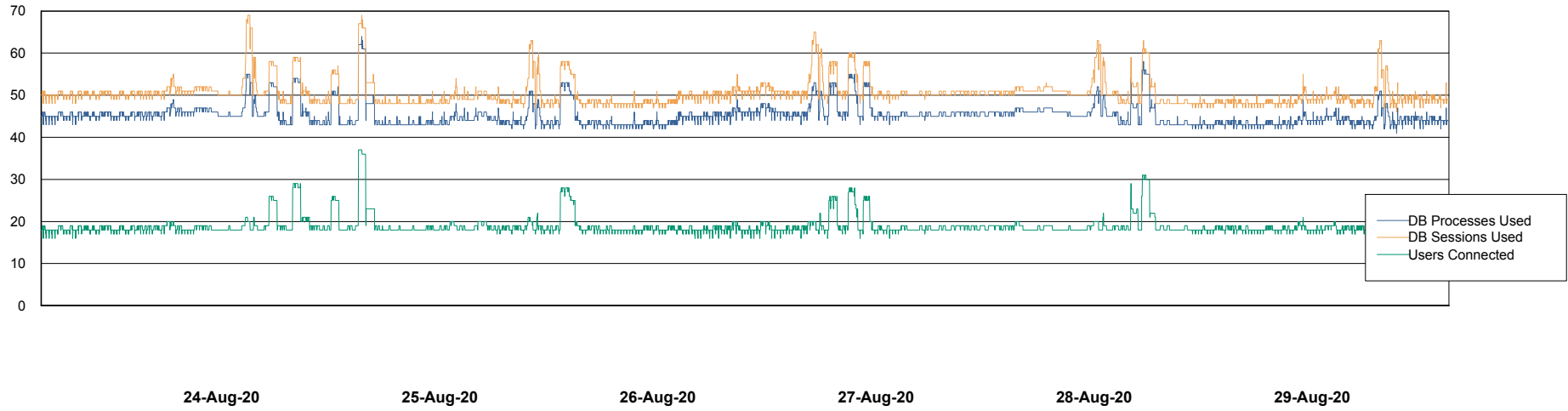


Weekly SLA Customer Report

Customer DFD Production
Database ID 39



Database Performance DFDDDBBI_Production



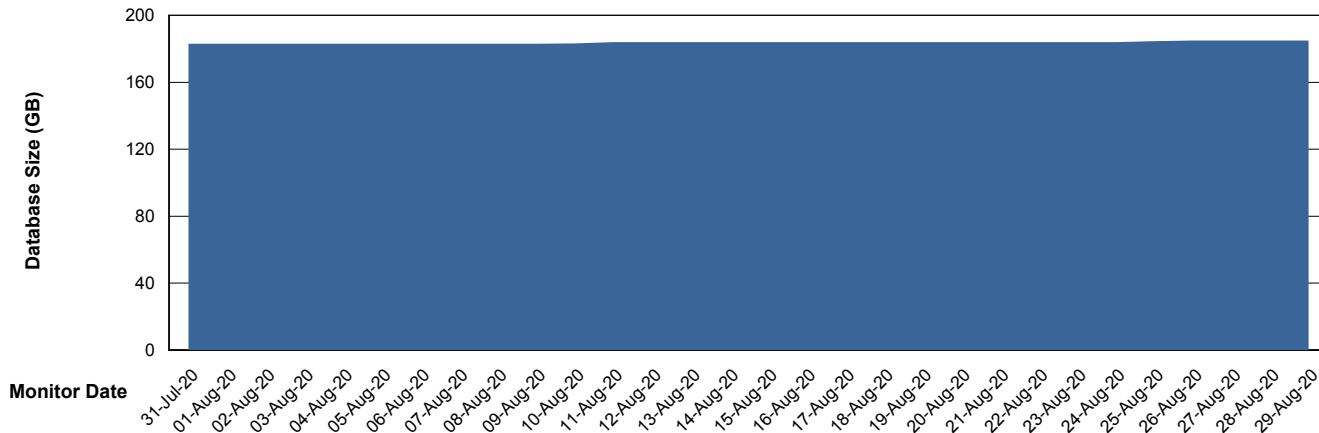
Weekly SLA Customer Report

Customer DFD Production
Database ID 39



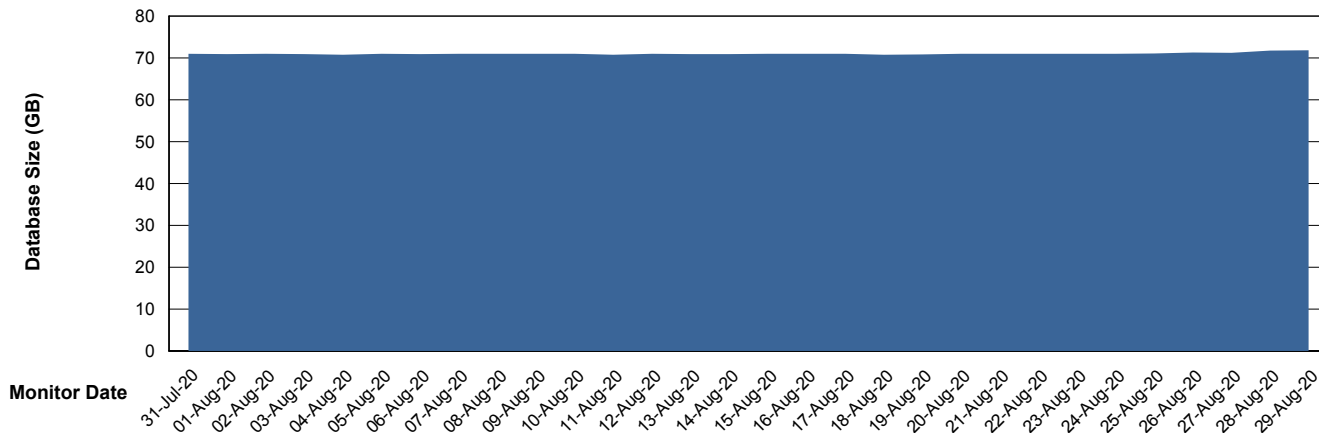
DATABASE SIZE DFDDDB_Production

Database growth over last month



DATABASE SIZE DFDDDBI_Production

Database growth over last month



Weekly SLA Customer Report

Customer DFD Production
Database ID 39



Database Tablespace DFDDB_Production

Date	Tablespace Name	Filesize (Gb)	Usedsize (Gb)	Percentage free
29-Aug-20	ABSDATA	75	60	20
	INDX	151	122	19
28-Aug-20	ABSDATA	75	60	20
	INDX	151	122	19
27-Aug-20	ABSDATA	75	60	20
	INDX	151	122	19
26-Aug-20	ABSDATA	75	60	20
	INDX	151	122	19
25-Aug-20	ABSDATA	75	60	20
	INDX	151	122	19
24-Aug-20	ABSDATA	75	60	20
	INDX	151	122	19
23-Aug-20	ABSDATA	75	60	20
	INDX	151	122	19

Weekly SLA Customer Report

Customer DFD Production
 Database ID 39



Database Tablespace DFDDDBI_Production

Date	Tablespace Name	Filesize (Gb)	Usedsize (Gb)	Percentage free
29-Aug-20	ABSDATA	41	34	17
	INDX	39	32	18
28-Aug-20	ABSDATA	41	34	17
	INDX	39	32	18
27-Aug-20	ABSDATA	41	34	17
	INDX	39	32	18
26-Aug-20	ABSDATA	41	34	17
	INDX	39	32	18
25-Aug-20	ABSDATA	41	34	17
	INDX	39	32	18
24-Aug-20	ABSDATA	41	34	17
	INDX	39	32	18
23-Aug-20	ABSDATA	41	34	17
	INDX	39	32	18

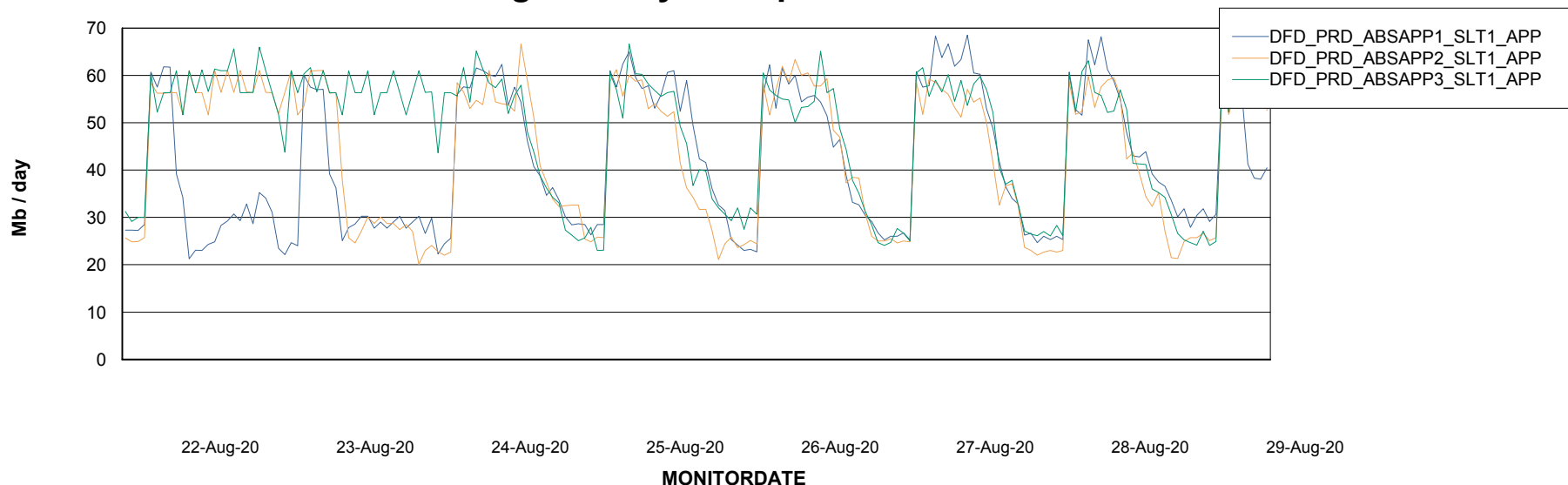
Weekly SLA Customer Report

Customer DFD Production
Database ID 39

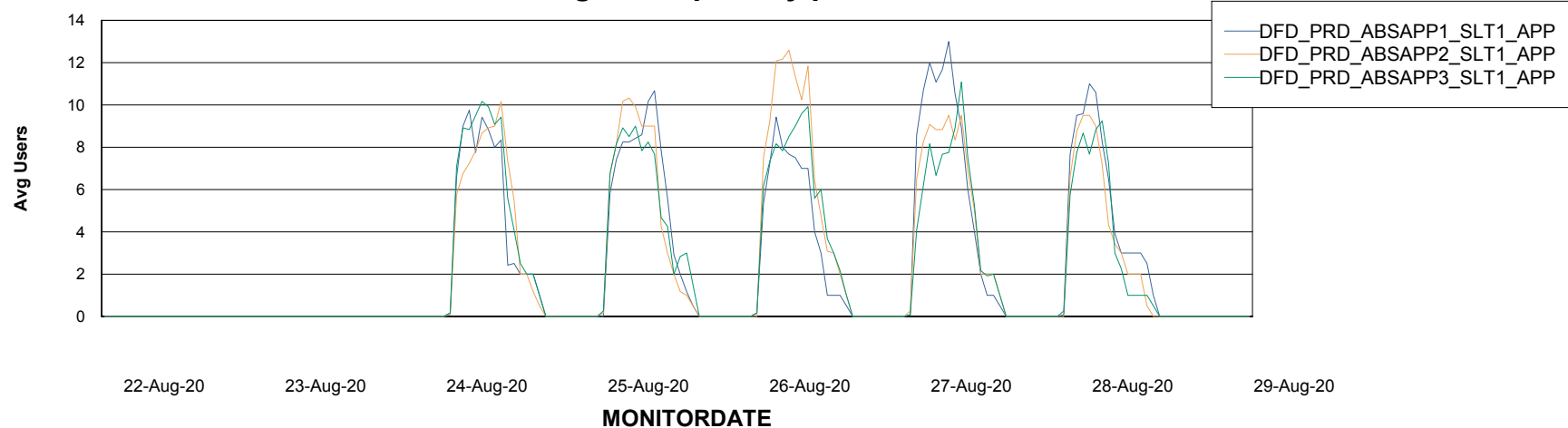


ABSSolute Application Server Services

Avg memory used per ABS Server Service



Avg users per day per ABS server



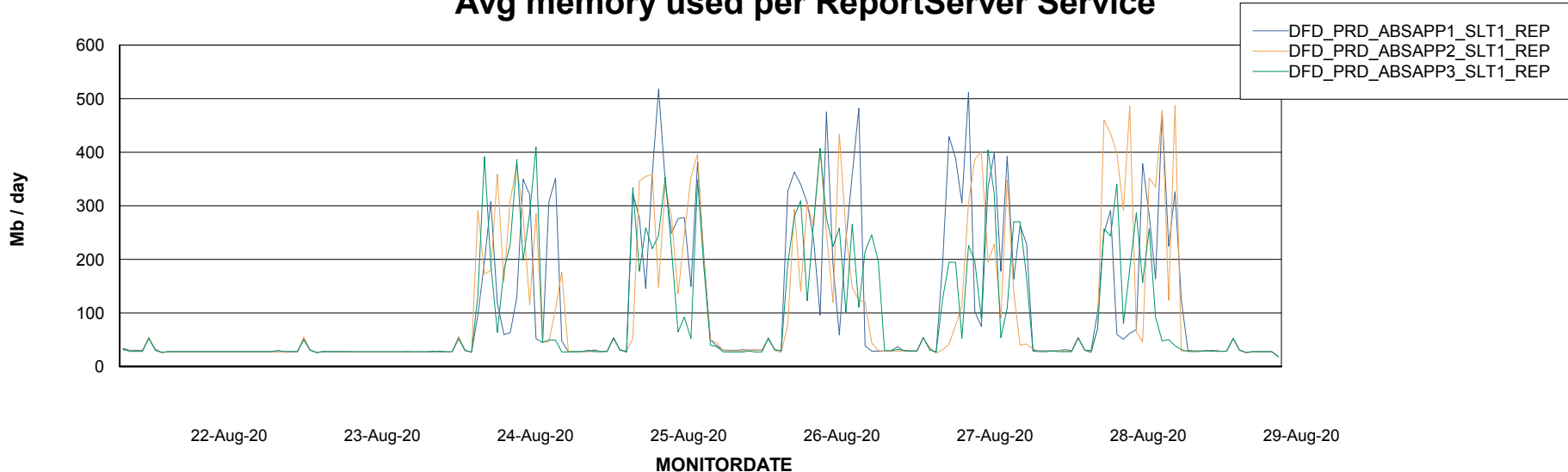
Weekly SLA Customer Report

Customer DFD Production
Database ID 39



ABSSolute Application ReportServer Services

Avg memory used per ReportServer Service



Disaster per ABS component

