

Weekly SLA Customer Report

Customer KLA_Production
Database ID 65



Harddisk Usage KLAHQORA03

	Free disk space on c: (%)	Total disk space on c: (Gb)	Free disk space on d: (%)	Total disk space on d: (Gb)
22-Aug-20	36	150	58	250
21-Aug-20	30	150	58	250
20-Aug-20	20	150	58	250
19-Aug-20	20	150	57	250
18-Aug-20	20	150	57	250
17-Aug-20	24	150	57	250
16-Aug-20	23	150	57	250

Harddisk Usage KLA_STB

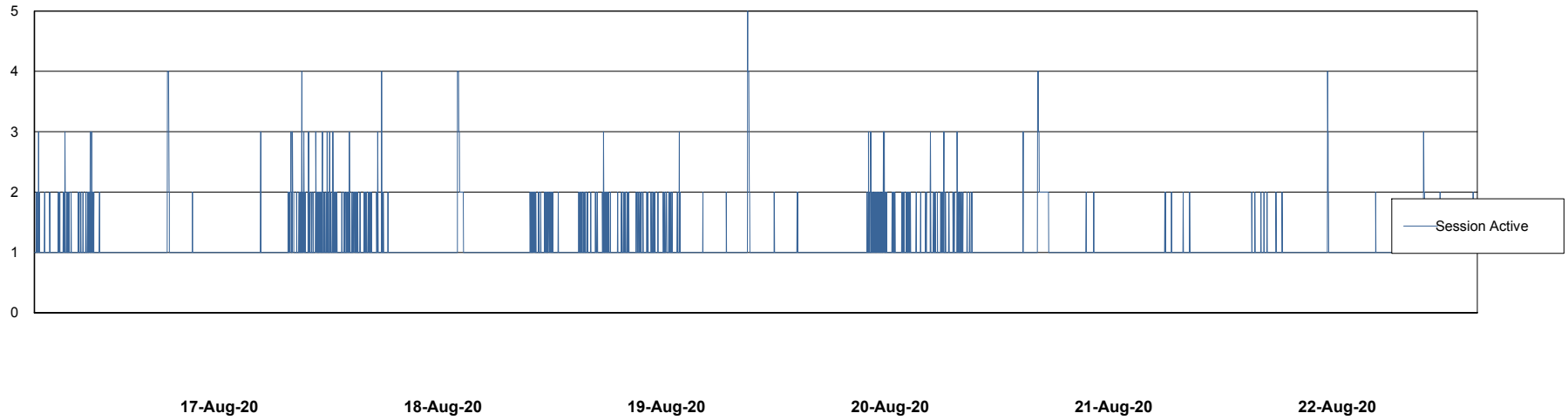
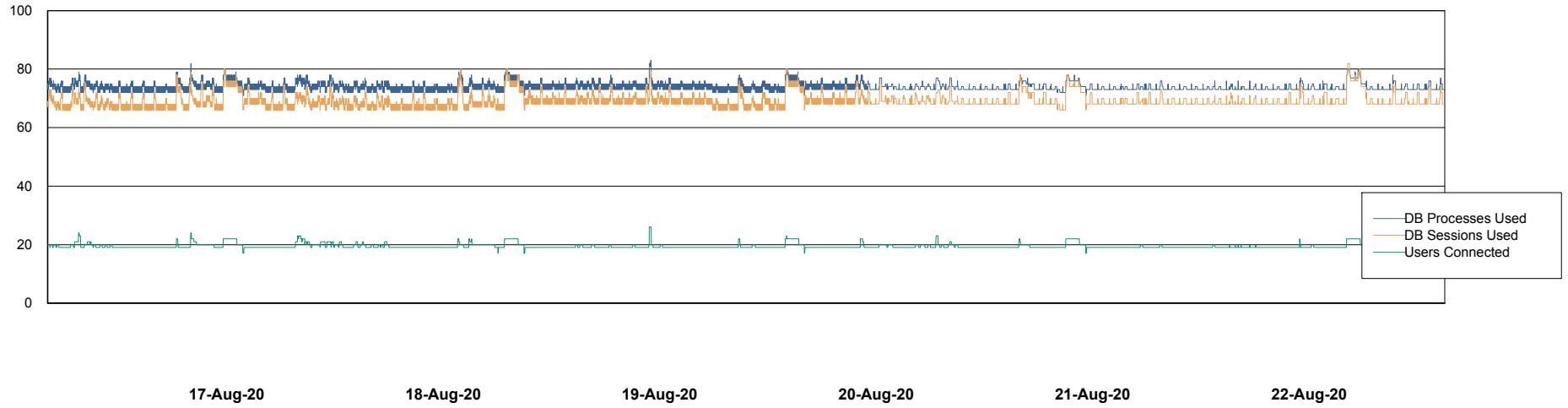
	Free disk space on c: (%)	Total disk space on c: (Gb)	Free disk space on d: (%)	Total disk space on d: (Gb)
22-Aug-20	24	250	23	200
21-Aug-20	24	250	23	200
20-Aug-20	24	250	22	200
19-Aug-20	25	250	22	200
18-Aug-20	25	250	23	200
17-Aug-20	25	250	22	200
16-Aug-20	25	250	22	200

Weekly SLA Customer Report

Customer KLA_Production
Database ID 65



Database Performance KLADB_Production

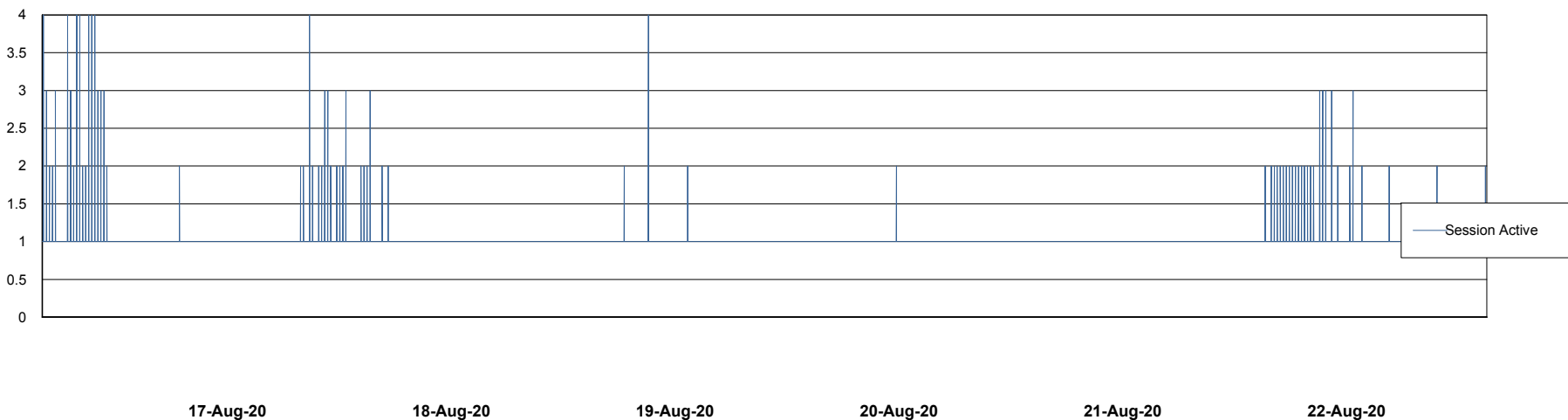
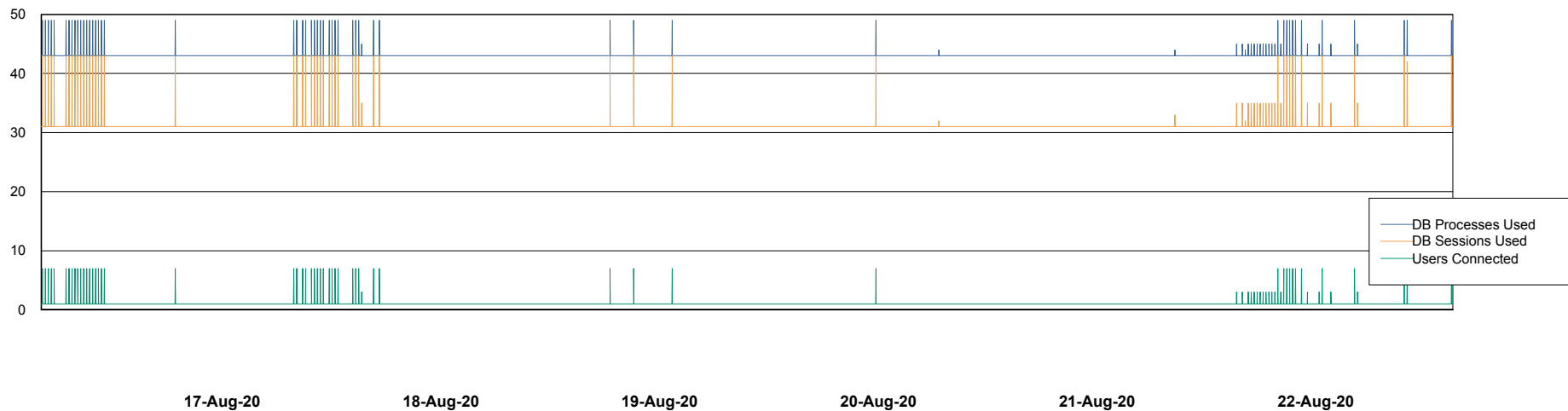


Weekly SLA Customer Report

Customer KLA_Production
Database ID 65



Database Performance KLADB_Standby



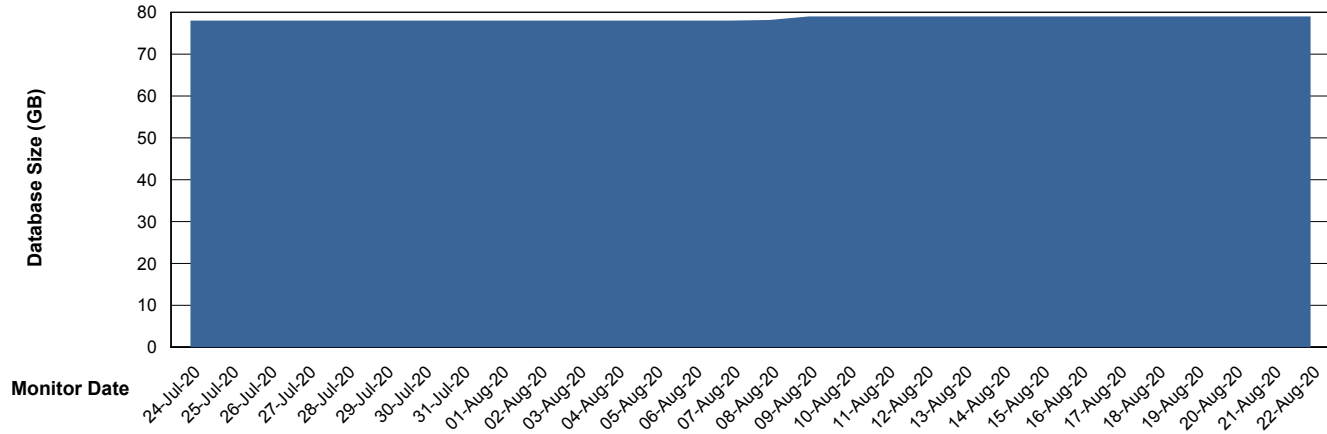
Weekly SLA Customer Report

Customer KLA_Production
 Database ID 65



DATABASE SIZE KLADB_Production

Database growth over last month



Database Tablespace KLADB_Production

Date	Tablespace Name	Filesize (Gb)	Usedsize (Gb)	Percentage free
22-Aug-20	ABSDATA	48	40	17
	INDX	45	36	20
21-Aug-20	ABSDATA	48	40	17
	INDX	45	36	20
20-Aug-20	ABSDATA	48	40	17
	INDX	45	36	20
19-Aug-20	ABSDATA	48	40	17
	INDX	45	36	20
18-Aug-20	ABSDATA	48	40	17
	INDX	45	36	20
17-Aug-20	ABSDATA	48	40	17
	INDX	45	36	20
16-Aug-20	ABSDATA	48	40	17
	INDX	45	36	20

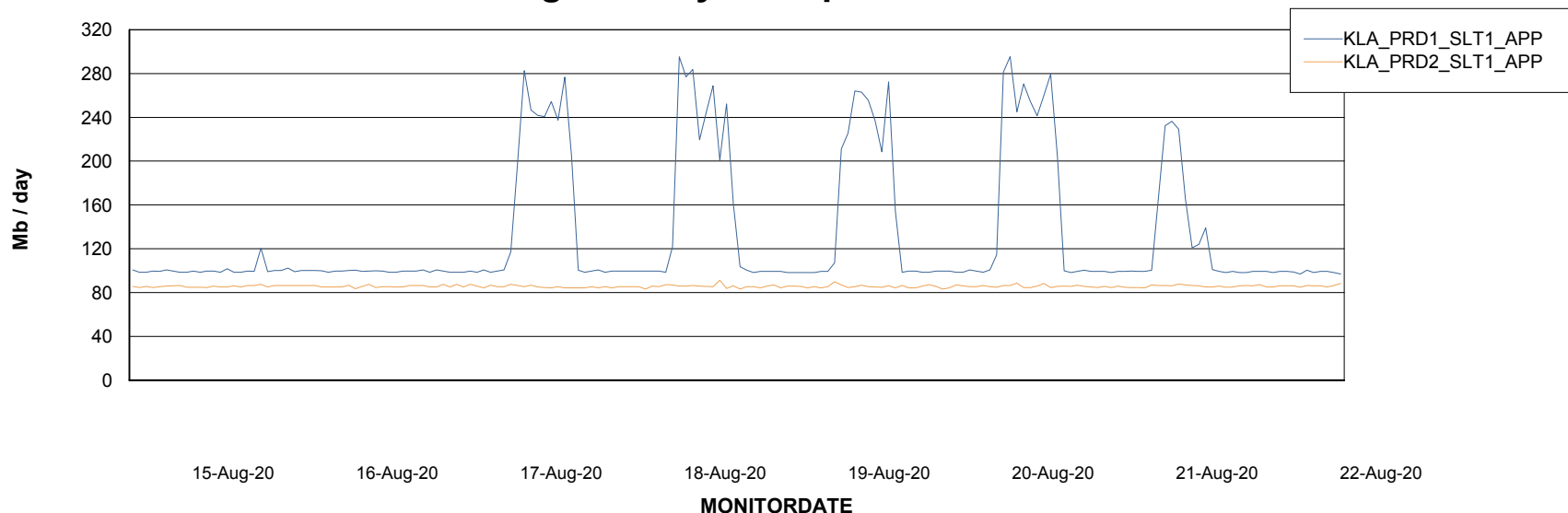
Weekly SLA Customer Report

Customer KLA_Production
Database ID 65

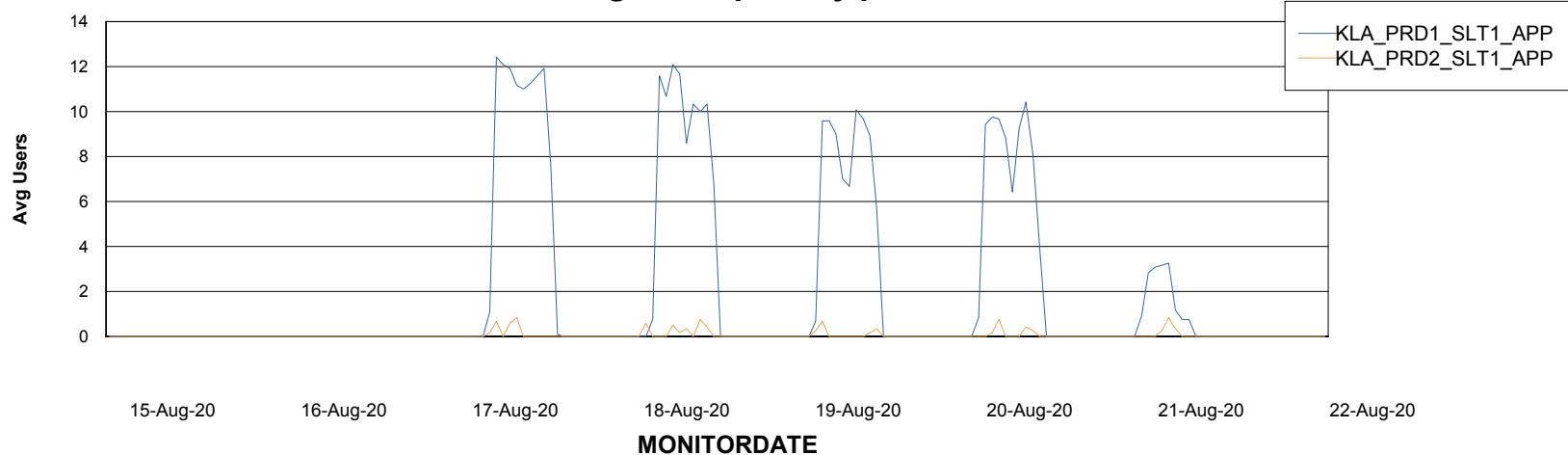


ABSSolute Application Server Services

Avg memory used per ABS Server Service



Avg users per day per ABS server



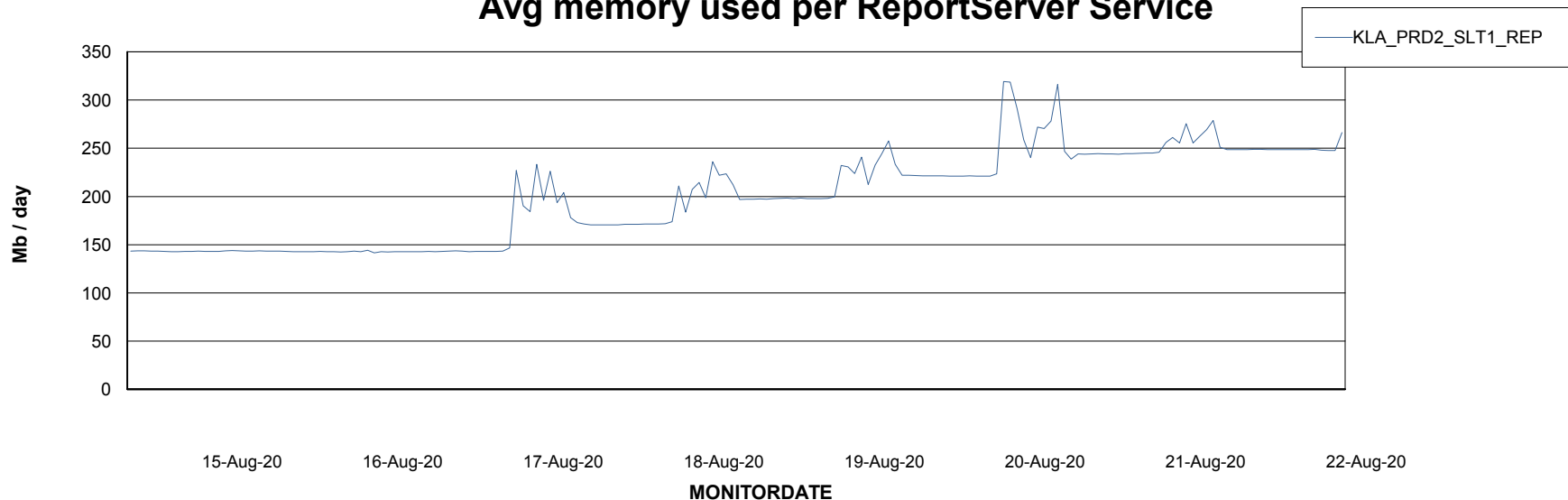
Weekly SLA Customer Report

Customer KLA_Production
Database ID 65



ABSSolute Application ReportServer Services

Avg memory used per ReportServer Service



Disaster per ABS component

