

Weekly SLA Customer Report

Customer KLA_Production
Database ID 65



Harddisk Usage KLAHQORA03

	Free disk space on c: (%)	Total disk space on c: (Gb)	Free disk space on d: (%)	Total disk space on d: (Gb)
15-Aug-20	22	150	58	250
14-Aug-20	20	150	58	250
13-Aug-20	20	150	57	250
12-Aug-20	20	150	57	250
11-Aug-20	20	150	58	250
10-Aug-20	20	150	58	250
09-Aug-20	34	150	57	250

Harddisk Usage KLA_STB

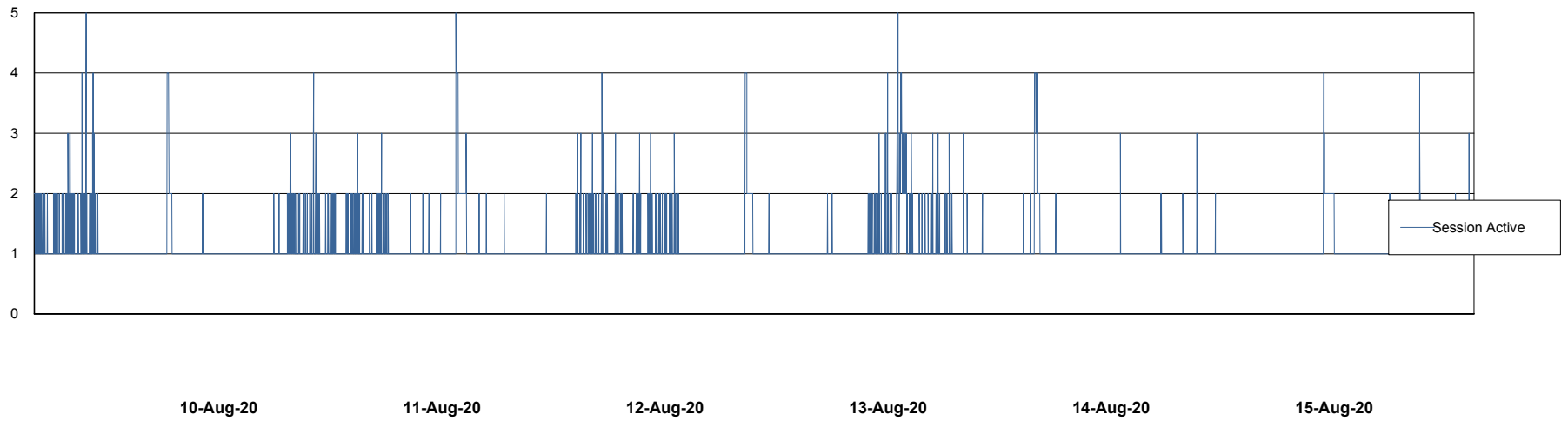
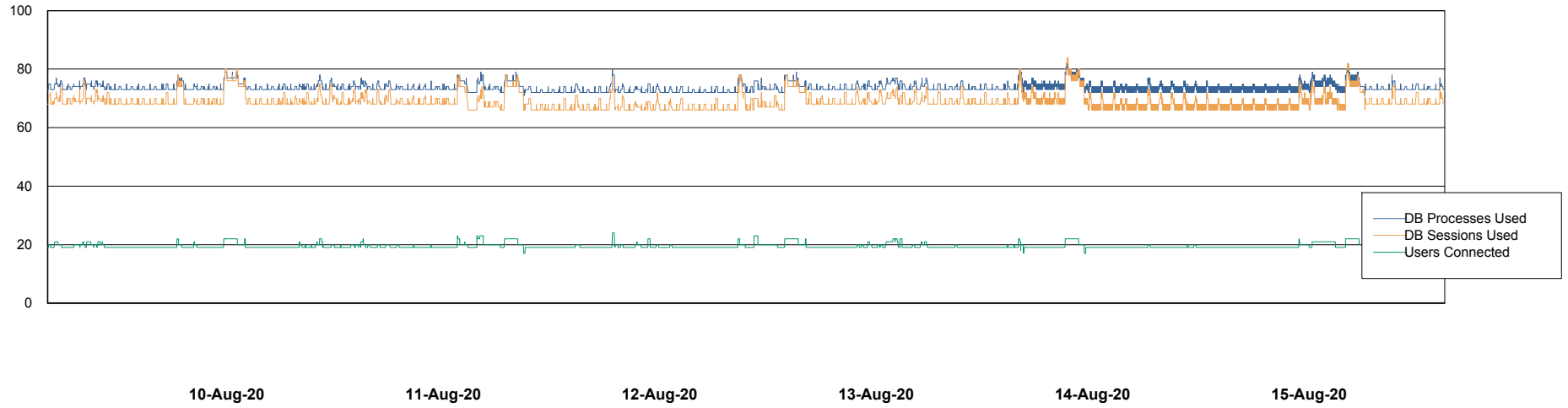
	Free disk space on c: (%)	Total disk space on c: (Gb)	Free disk space on d: (%)	Total disk space on d: (Gb)
15-Aug-20	26	250	23	200
14-Aug-20	26	250	23	200
13-Aug-20	27	250	22	200
12-Aug-20	27	250	22	200
11-Aug-20	27	250	23	200
10-Aug-20	27	250	22	200
09-Aug-20	27	250	23	200

Weekly SLA Customer Report

Customer KLA_Production
Database ID 65



Database Performance KLADB_Production

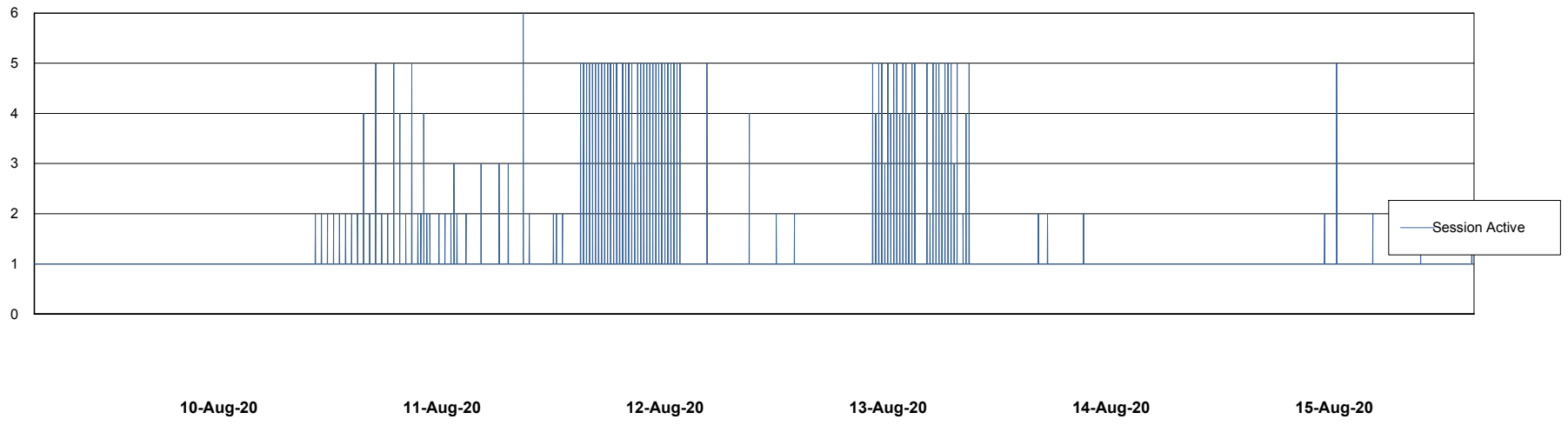
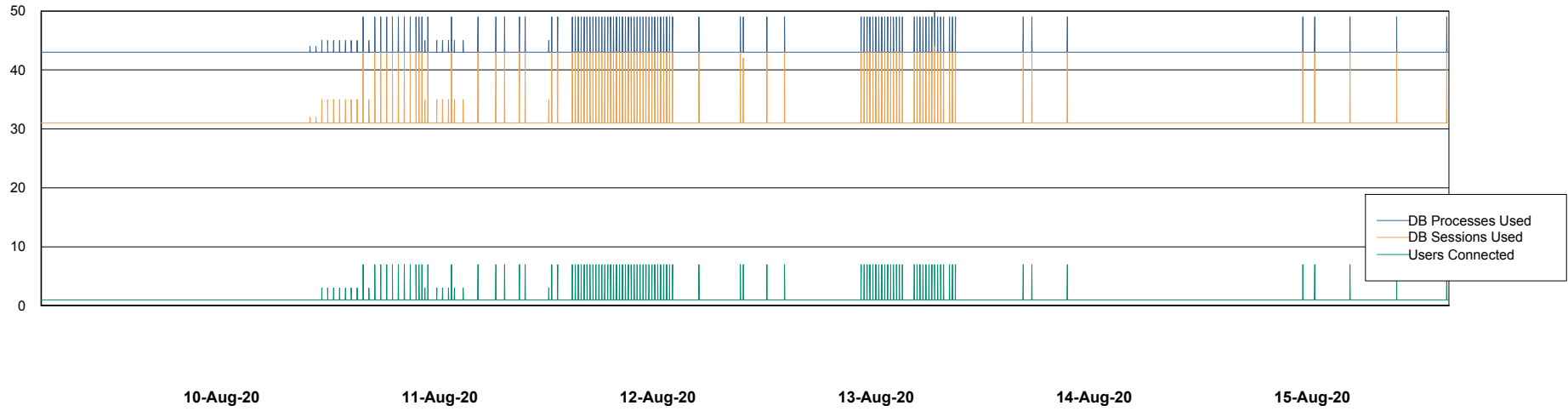


Weekly SLA Customer Report

Customer KLA_Production
Database ID 65



Database Performance KLADB_Standby



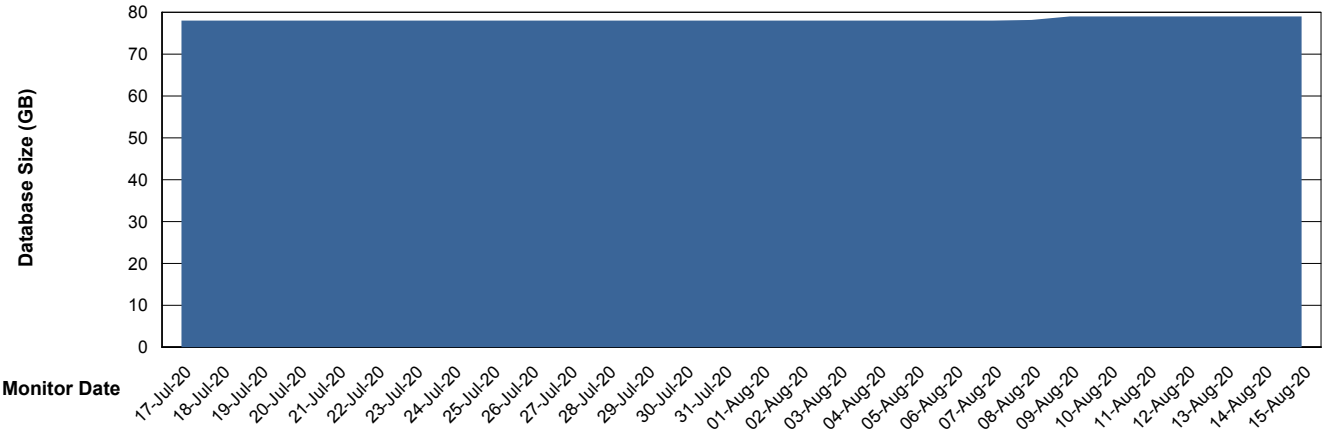
Weekly SLA Customer Report

Customer KLA_Production
 Database ID 65



DATABASE SIZE KLADB_Production

Database growth over last month



Database Tablespace KLADB_Production

Date	Tablespace Name	Filesize (Gb)	Usedsize (Gb)	Percentage free
15-Aug-20	ABSDATA	48	40	17
	INDX	45	36	20
14-Aug-20	ABSDATA	48	40	17
	INDX	45	36	20
13-Aug-20	ABSDATA	48	40	17
	INDX	45	36	20
12-Aug-20	ABSDATA	48	40	17
	INDX	45	36	20
11-Aug-20	ABSDATA	48	40	17
	INDX	45	36	20
10-Aug-20	ABSDATA	48	40	17
	INDX	45	36	20
09-Aug-20	ABSDATA	48	40	17
	INDX	45	36	20

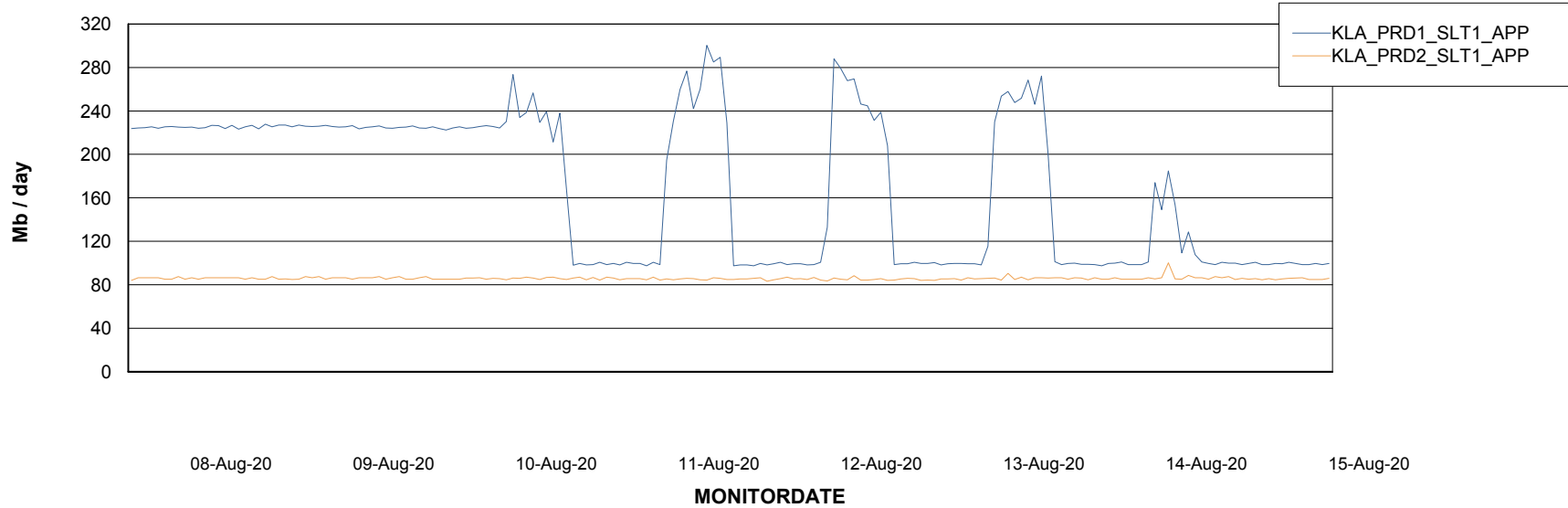
Weekly SLA Customer Report

Customer KLA_Production
Database ID 65

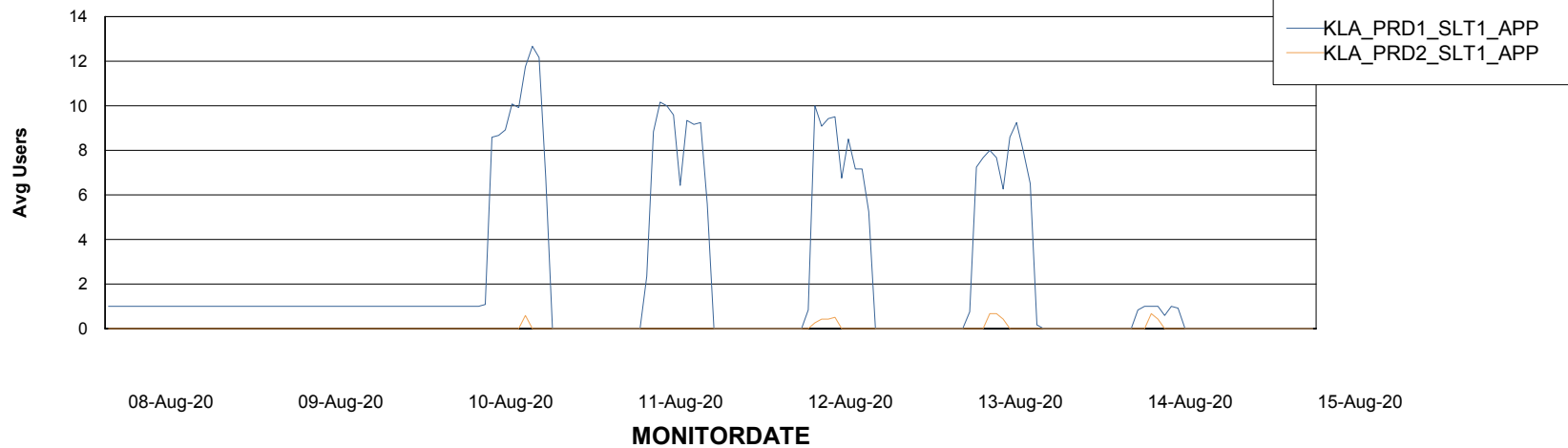


ABSSolute Application Server Services

Avg memory used per ABS Server Service



Avg users per day per ABS server



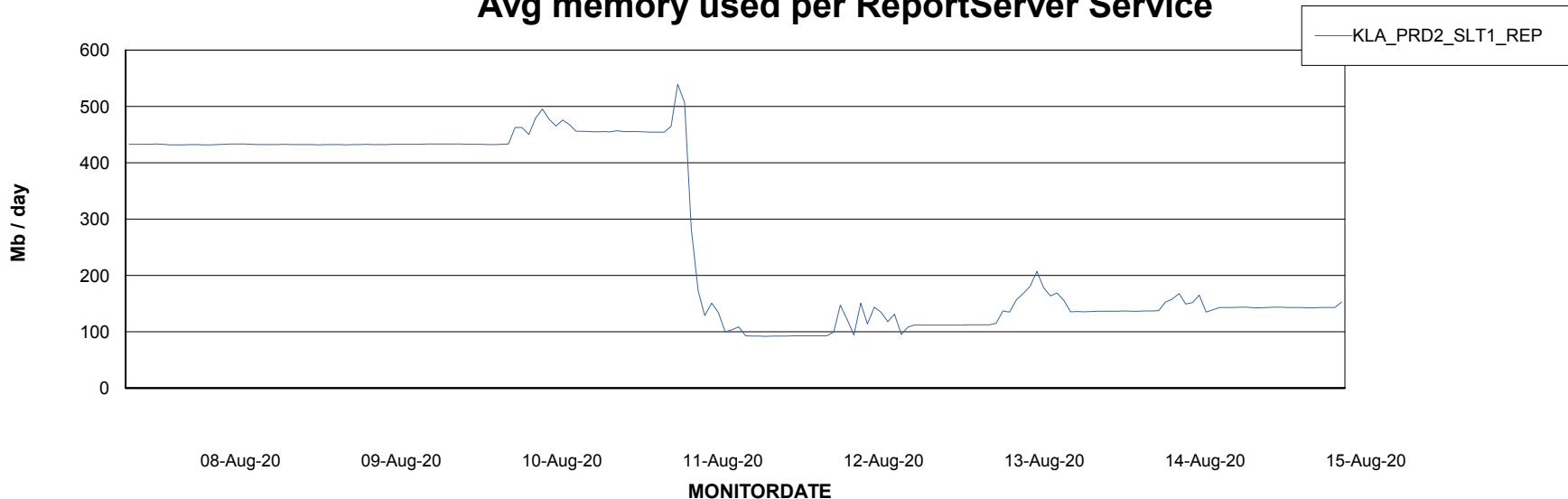
Weekly SLA Customer Report

Customer KLA_Production
Database ID 65



ABSSolute Application ReportServer Services

Avg memory used per ReportServer Service



Disaster per ABS component

